


# VERDER R6 Peristaltic Pump

Flow Rate To 7.8 L/min (2.06 GPM)

## DESCRIPTION

Model R6 is a rugged pump featuring a conventional rotor design. It incorporates a simple, easy tube loading system.

Thick wall tubing is used for high suction and pressure capability.



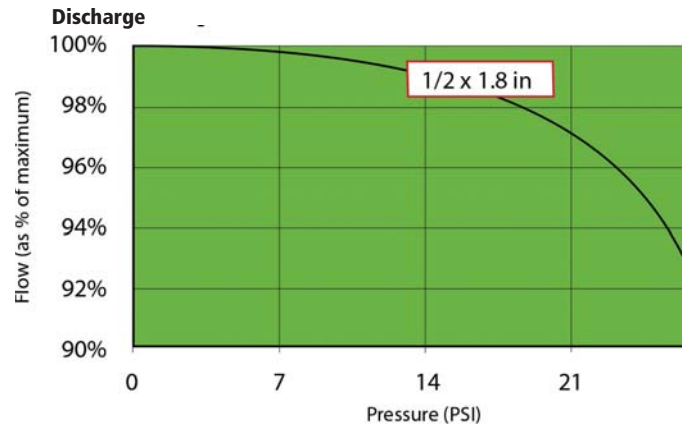
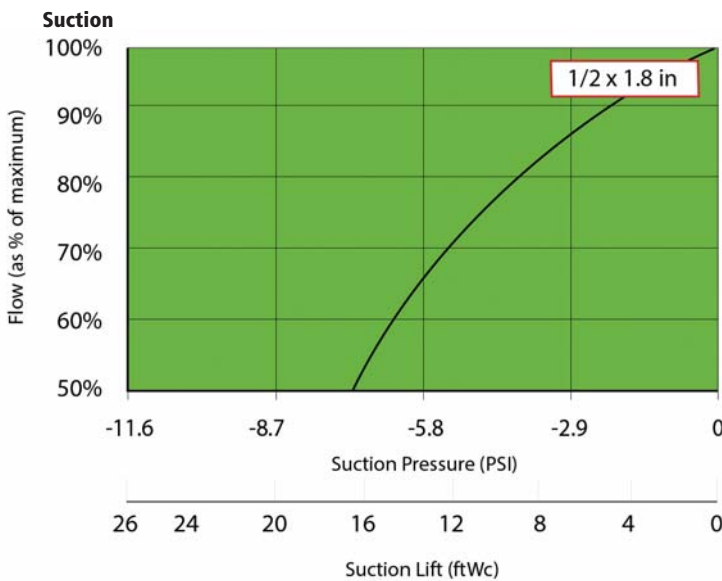
## SPECIFICATIONS

Rotor Assembly: Anodized Aluminum with Three Nylatron® Rollers  
 Motor: 230V, 3 Phase, 60Hz, IP 55  
 Power: ¼ HP 60Hz  
 Tube: Verderprene or Silicone

Tube Sizes (I.D x Wall Thickness): 1/2" x 1.8"  
 (12.7 x 3.2 mm)  
 Weight: 14.3 lb

Model Selection							
Model No. w/Verderprene Tubing	Model No. w/Silicone Tubing	Tubing ID	Pump Speed (RPM)	Flow (GPH)	Flow (GPM)	Flow (ML/Min)	Flow (L/H)
AU M613068 03	AU M613068 04	1/2"	84	43.9	0.73	2,773	166.4
AU M6130137 07	AU M6130137 08	1/2"	169	87.9	1.47	5,548	332.9
AU M6130196 07	AU M6130196 08	1/2"	242	123.7	2.06	7,810	468.6

Spare Parts & Tube Sets	
Part Number	Description
AU E3221 ASSY	R6 HOUSING ASSY (NMRV030)
AU E1740	ADAPTOR SLEEVE (NMRV030)
AU E3223 ASSY	R6 FRONT COVER ASSY
AU E0495 05	R6 STD 3R ROTOR ASSY
AU E3222 ASSY	R6 TUBE CLAMP ASSY
AU E3256 P	PACK OF 5 R6 12.7 x 3.2 VP TUBE ELEMENTS
AU E3257 P	PACK OF 5 R6 12.7 x 3.2 SI TUBE ELEMENTS



## DIMENSIONS (MM, INCHES)

