



**Distributed by:**



**10 Brent Drive, Hudson, MA 01749**  
**Tel: 978-568-3400**  
**Toll Free: 800-253-2497**  
**Fax: 978-568-0060**  
**sales@clarksol.com**

## **We offer every industry standard size and grades**

## **But there is nothing 'standard' about the quality of our service**

**Established in 2001, Classic Filters Ltd. manufactures high-quality, bonded microfiber filter elements and filter housing for use in both gas and liquid applications.**

Thanks to our highly-experienced team of engineers, we have developed some of the most efficient, low-cost filters, producing unparalleled flow rates and extremely low pressure drops.

Whether you need a filter element that's interchangeable with other manufacturers' filter housings, or whether you need a completely tailored, custom-built solution. We can deliver.


What's more, we can deliver quickly.

We appreciate the disruption and inconvenience that replacing a filter can cause, which is why we manufacture and deliver our products in super-quick time, to help minimise the impact that this has on your business.

We also offer local service and support to ensure that you get the best possible performance from your filtration system.

### **Why Choose Classic Filters?**

- Low-cost, high-quality filtration solutions
- Extensive, customer-driven product range
- Super-quick logistics and delivery
- Customer service excellence
- Unparalleled support



**Take a look at our comprehensive product range to see if we have what you need to solve your filtration problems. If not, get in touch and we will make it for you, according to your particular specifications and requirements.**

## Introduction & Contents

CF/2.1/001	Introduction
CF/2.1/002	Contents: 1
CF/2.1/003	Contents: 2
CF/2.1/004	Contents: 3
CF/2.1/005	Contents: 4

## Information & Applications

CF/2.1/006	Housing Advantages
CF/2.1/007	Particulate & Coalescing Filtration Explained
CF/2.1/007a	Stainless Steel Filter Housings
CF/2.1/008	Fast Loop & Bypass Filters
CF/2.1/009	PTFE-Membrane Housings
CF/2.1/010	PTFE-Membrane Housing Options
CF/2.1/011	Cyclone Filter Housings
CF/2.1/012	Catchpot & Bubbler Housings
CF/2.1/013	Drain Vessels for Coalescing Applications
CF/2.1/014	Automatic Float Drains for Coalescing Applications
CF/2.1/015	SBF Series Filter Housings with Flanges
CF/2.1/016	Heatable Housings for Hot Gas Analysis
CF/2.1/016a	Aluminium Filter Housings
CF/2.1/016b	Plastic Filter Housings
CF/2.1/017	Float Valve Housings for Automatic Flow Shut-Off
CF/2.1/018	SiS & SeS Series Filter Housings with Differential Pressure Indicators
CF/2.1/019	Sealing Options, Mounting Brackets and Support Cores
CF/2.1/020	How to Select the Correct Filter Housing

## Filter Element Information

CF/2.1/020a	How to Select the Filter Element
CF/2.1/021	Disposable Type Particulate & Coalescing Filter Elements - Binders
CF/2.1/022	Disposable Type Particulate & Coalescing Filter Elements - Grades & Dimensions
CF/2.1/023	Stainless Steel Filter Elements
CF/2.1/023a	Stainless Steel Filter Discs and Single Layer Filter Elements
CF/2.1/023b	Stainless Steel Pleated Filter Elements
CF/2.1/024	PTFE & PE Filter Elements
CF/2.1/025	Ceramic Filter Elements
CF/2.1/026	LP Liquid Cartridges
CF/2.1/031	Air Flow Rates - Disposable Filter Elements
CF/2.1/032	Air Flow Rates - Stainless Steel Filter Elements
CF/2.1/033	Air Flow Rates - PTFE & PE Filter Elements
CF/2.1/034	Liquid Flow Rates - Stainless Steel Filter Elements

## PTFE Membrane Information

CF/2.1/040	PTFE Membrane Information - Gas Separation and Liquid/Liquid Types
CF/2.1/041	Flow Rates - PTFE Membranes

## Disposable In-Line Filters, Adsorbers and Cartridges

CF/2.1/050	DIF - Small Disposable In-Line Filters
CF/2.1/050a	DIF - Disposable In-Line Filters
CF/2.1/051	DIA - Small Disposable In-Line Adsorbers
CF/2.1/051a	DIA - Disposable In-Line Adsorbers
CF/2.1/052	Adsorption Cartridges for Housings
CF/2.1/053	Adsorber Columns for Granular Media
CF/2.1/053a	SS Adsorber Columns for Granular Media
CF/2.1/054	NN212.AD & NN232.AD - Adsorber Housing
CF/2.1/055	SS215.AD & SS235.AD - Adsorber Housing
CF/2.1/056	SS218.AD & SS238.AD - Adsorber Housing

## Stainless Steel Filter Housings: SP76 Modular Sample System

	Housing Type	Material	Port Size	Pressure (Bar)	Element Size
CF/2.1/057	SH017 Series - SP76 Modular System	316L SS	SP76 Modular	350	10.32
CF/2.1/058	SH027 Series - SP76 Modular System	316L SS	SP76 Modular	350	10.57

## Stainless Steel Filter Housings: 1/8" to 1/2" Line Sizes

	Housing Type	Material	Port Size	Pressure (Bar)	Element Size
CF/2.1/060	SG111 & SS112 Series	316L SS & Glass	1/8" & 1/4"	7 & 10	12.32
CF/2.1/061	SS117 Series	316L SS	1/8", 1/4" & 1/2"	350	12.32
CF/2.1/062	SV117 Series - Inverted Coalescing	316L SS	1/8" & 1/4"	350	12.32

## Stainless Steel Filter Housings: 1/8" to 1/2" Line Sizes

	Housing Type	Material	Port Size	Pressure (Bar)	Element Size
CF/2.1/063	SS119 Series	316L SS	1/8" & 1/4"	700	12.32
CF/2.1/064	SG121 & SS122 Series	316L SS & Glass	1/8" & 1/4"	7 & 10	12.57
CF/2.1/065	SS127 Series	316L SS	1/8", 1/4" & 1/2"	350	12.57
CF/2.1/065a	SS127.MG - Filter Housing with Magnet	316L SS	1/8", 1/4" & 1/2"	350	12.32
CF/2.1/065b	SS125.F - Float Valve Housing	316L SS	1/8", 1/4" & 1/2"	100	-
CF/2.1/066	SV127 Series - Inverted Coalescing	316L SS	1/8" & 1/4"	350	12.57
CF/2.1/066a	SS147 Series	316L SS	1/8" & 1/4"	350	12.76
CF/2.1/067	SS129 Series	316L SS	1/8" & 1/4"	700	12.57
CF/2.1/067a	SS1210 Series	316L SS	1/4" & 3/8"	1050	12.57
CF/2.1/067b	SS1211 Series	316L SS	1/4" & 3/8"	1400	12.57
CF/2.1/068	SG211 & SS212 Series	316L SS & Glass	1/4" & 1/2"	7 & 10	25.64
CF/2.1/069	SS215 Series	316L SS	1/4" & 1/2"	100	25.64
CF/2.1/070	SiS215 Series with DPI	316L SS	1/4" & 1/2"	100	25.64
CF/2.1/071	SV215 Series - Inverted Coalescing	316L SS	1/4" & 1/2"	100	25.64
CF/2.1/072	SS216 Series	316L SS	1/4" & 1/2"	200	25.64
CF/2.1/073	SiS216 Series with DPI	316L SS	1/4" & 1/2"	200	25.64
CF/2.1/074	SS218 Series	316L SS	1/4" & 1/2"	400	25.64
CF/2.1/075	SiS218 Series with DPI	316L SS	1/4" & 1/2"	400	25.64
CF/2.1/076	SS219 Series	316L SS	1/4" & 1/2"	700	25.64
CF/2.1/077	SiS219 Series with DPI	316L SS	1/4" & 1/2"	700	25.64
CF/2.1/078	SG231 & SS232 Series	316L SS & Glass	1/4" & 1/2"	7 & 10	25.178
CF/2.1/079	SS225 Series	316L SS	1/4" & 1/2"	100	25.178
CF/2.1/080	SiS235 Series with DPI	316L SS	1/4" & 1/2"	100	25.178
CF/2.1/081	SV235 Series - Inverted Coalescing	316L SS	1/4" & 1/2"	100	25.178
CF/2.1/082	SS236 Series	316L SS	1/4" & 1/2"	200	25.178
CF/2.1/083	SiS236 Series with DPI	316L SS	1/4" & 1/2"	200	25.178
CF/2.1/084	SS238 Series	316L SS	1/4" & 1/2"	400	25.178
CF/2.1/085	SiS238 Series with DPI	316L SS	1/4" & 1/2"	400	25.178
CF/2.1/086	SS239 Series	316L SS	1/4" & 1/2"	700	25.178
CF/2.1/087	SiS239 Series with DPI	316L SS	1/4" & 1/2"	700	25.178

## Stainless Steel Filter Housings: 3/4" to 1" Line Sizes

	Housing Type	Material	Port Size	Pressure (Bar)	Element Size
CF/2.1/088	SS325 Series	316L SS	3/4" & 1"	100	38.152
CF/2.1/089	SiS325 Series with DPI	316L SS	3/4" & 1"	100	38.152
CF/2.1/090	SS326 Series	316L SS	3/4" & 1"	200	38.152
CF/2.1/091	SiS326 Series with DPI	316L SS	3/4" & 1"	200	38.152
CF/2.1/091a	SS337 Series	316L SS	3/4" & 1"	350	38.178
CF/2.1/092	SS328 Series	316L SS	3/4" & 1"	400	38.152
CF/2.1/093	SiS328 Series with DPI	316L SS	3/4" & 1"	400	38.152

## Stainless Steel Filter Housings: 3/4" to 2" Line Sizes

	Housing Type	Material	Port Size	Pressure (Bar)	Element Size
CF/2.1/094	SG421	316L SS & Glass	3/4" & 1"	7	51.230
CF/2.1/095	SS424 Series	316L SS	3/4" & 1"	35	51.230
CF/2.1/096	SS425 & SHS425 Series	316L SS	1" to 2"	100	51.230
CF/2.1/097	SS426 & SHS426 Series	316L SS	1" to 2"	200	51.230
CF/2.1/098	SS428 & SHS428 Series	316L SS	1" to 2"	400	51.230
CF/2.1/099	SS434 Series	316L SS	3/4" & 1"	35	51.476
CF/2.1/100	SS435 & SHS435 Series	316L SS	1" to 2"	100	51.476
CF/2.1/101	SS436 & SHS436 Series	316L SS	1" to 2"	200	51.476
CF/2.1/102	SS438 & SHS438 Series	316L SS	1" to 2"	400	51.476

## Stainless Steel Heatable Filter Housings

	Housing Type	Material	Port Size	Pressure (Bar)	Element Size
CF/2.1/110	HST Series	316L SS	1/8" & 1/4"	7	12.32 to 25.178
CF/2.1/111	HRT Series	316L SS	1/4"	7	25.64 & 25.178
CF/2.1/112	HSS Series	316L SS	1/4"	7	25.64 & 25.178
CF/2.1/113	HRS Series	316L SS	1/4"	7	25.64 & 25.178

## Stainless Steel Fast Loop, In-Line & End-of-Line Filter Housings

	Housing Type	Material	Port Size	Pressure (Bar)	Element Size
CF/2.1/114	SLD Series - In-Line Type	316L SS	1/8" & 1/4"	200	FD.13
CF/2.1/115	SF Series - Fast Loop (Bypass) Type	316L SS	1/4" & 1/2"	100 & 350	12.32 to 25.178
CF/2.1/116	SL Series - In-Line Type	316L SS	1/4" & 1/2"	100 & 350	12.32 to 25.178
CF/2.1/117	SE Series - End-of-Line Type	316L SS	1/4" & 1/2"	-	12.32 to 25.64
CF/2.1/118	SO Series - End-of-Line Type	316L SS	1/4" & 1/2"	-	12.32 to 25.178

### Stainless Steel Drain Vessels

	Housing Type	Material	Port Size	Pressure (Bar)
CF/2.1/120	DN103 Series	316L SS & PA	1/8" & 1/4"	17
CF/2.1/121	DF105 Series	316L SS	1/8" to 1/2"	35
CF/2.1/130	DG111 & DS112 Series	316L SS & Glass	1/8" & 1/4"	7 & 10
CF/2.1/131	DG121 & DS122 Series	316L SS & Glass	1/8" & 1/4"	7 & 10
CF/2.1/131b	DS127 Series	316L SS	1/8" & 1/4"	350
CF/2.1/132	DG211 & DS212 Series	316L SS & Glass	1/8" & 1/4"	7 & 10
CF/2.1/133	DS215 Series	316L SS	1/4" & 1/2"	100
CF/2.1/134	DG231 & DS232 Series	316L SS & Glass	1/8" & 1/4"	7 & 10
CF/2.1/135	DS235 Series	316L SS	1/4" & 1/2"	100

### Stainless Steel Differential Pressure Indicators

	Housing Type	Material	Pressure (Bar)
CF/2.1/139	SSDPI Series	316L SS	400-1050

### Regulators & Filter Regulators

	Housing Type	Material	Port Size	Pressure (Bar)	Element Size
CF/2.1/140	RSP103 & RSS103 Series	316L SS	1/8" & 1/4"	17	-
CF/2.1/141	RSP113 Series	316L SS	1/8" & 1/4"	17	12.32
CF/2.1/142	RSS113 Series	316L SS	1/8" & 1/4"	17	12.32
CF/2.1/143	RSP123 Series	316L SS	1/8" & 1/4"	17	12.57
CF/2.1/144	RSS123 Series	316L SS	1/4" & 1/4"	17	12.57

### PTFE-Membrane Housings: 1/8" to 1/2" Line Sizes

	Housing Type	Material	Port Size	Pressure (Bar)	Membrane Size
CF/2.1/148	FML101 Series	PTFE	1/4" Spigot	7	MT.33
CF/2.1/149	SM015 Series - SP76 Modular System	316L SS	SP76 Modular	100	MT.19
CF/2.1/150	SM015 Series	316L SS	1/16" & 1/8"	100	MT.19
CF/2.1/150a	GSM105 Series	316L SS	1/8" & 1/4"	100	MT.33
CF/2.1/150b	FM101 Series	PTFE	1/8" & 1/4"	7	MT.33
CF/2.1/151	SM106 Series	316L SS	1/8" & 1/4"	200	MT.33
CF/2.1/152	STM106 Series	316L SS	1/8" & 1/4"	200	2x MT.33
CF/2.1/152a	STCM106 Series	316L SS	1/8" & 1/4"	200	2x MT.47
CF/2.1/152b	FM201 Series	PTFE	1/4" & 1/2"	7	MT.61
CF/2.1/153	SM202 Series	316L SS	1/4" & 1/2"	10	MT.61
CF/2.1/154	SM206 Series	316L SS	1/4" & 1/2"	200	MT.61
CF/2.1/155	SMD206 Series	316L SS	1/4" & 1/2"	200	MT.61
CF/2.1/156	SML206 Series	316L SS	1/4" & 1/2"	200	MT.61
CF/2.1/157	SM304 Series	316L SS	1/8" & 1/4"	35	MT.89
CF/2.1/158	STM304 Series	316L SS	1/4" & 1/2"	35	2x MT.101
CF/2.1/159	SML304 Series	316L SS	1/4" & 1/2"	35	MT.89
CF/2.1/160	STML304 Series	316L SS	1/4" & 1/2"	35	2x MT.101
CF/2.1/162	FM111 Series - Combination Housing	PTFE	1/8" & 1/4"	7	MT.33
CF/2.1/163	SM115 Series - Combination Housing	316L SS	1/8" & 1/4"	100	12.32 & MT.33
CF/2.1/163a	FGM121 Series - Combination Housing	PTFE & Glass	1/8" & 1/4"	7	12.57 & MT.33
CF/2.1/163b	FM121 Series - Combination Housing	PTFE	1/8" & 1/4"	7	12.57 & MT.33
CF/2.1/164	SM125 Series - Combination Housing	316L SS	1/8" & 1/4"	100	12.57 & MT.33
CF/2.1/165	SM215 Series - Combination Housing	316L SS	1/4" & 1/2"	100	25.64 & MT.61
CF/2.1/166	SM235 Series - Combination Housing	316L SS	1/4" & 1/2"	100	25.178 & MT.61

### Stainless Steel Cyclone Filter Housings

	Housing Type	Material	Port Size	Pressure (Bar)	Filter Disc Size
CF/2.1/169	STW106 Series	316L SS	1/8" & 1/4"	200	2x FD.33
CF/2.1/170	SW205 Series	316L SS	1/4" & 1/2"	100	FD.64
CF/2.1/171	STW406 Series	316L SS	1/4" & 1/2"	200	2x FD.101

### Aluminium Filter Housings: 1/8" to 1/2" Line Sizes

	Housing Type	Material	Port Size	Pressure (Bar)	Element Size
CF/2.1/200	AN112 Series	AL & PA	1/8" & 1/4"	10	12.32
CF/2.1/201	AA113 Series	AL & PA	1/8" & 1/4"	17	12.32
CF/2.1/202	AN122 Series	AL & PA	1/8" & 1/4"	10	12.57
CF/2.1/203	AA123 Series	AL & PA	1/8" & 1/4"	17	12.57
CF/2.1/204	AN212 Series	AL & PA	1/4" & 1/2"	10	25.64
CF/2.1/205	AiN212 Series	AL & PA	1/4" & 1/2"	10	25.64
CF/2.1/206	AA213 Series	AL & PA	1/4" & 1/2"	17	25.64
CF/2.1/207	AiA213 Series	AL & PA	1/4" & 1/2"	17	25.64



**Aluminium Filter Housings: 1/8" to 1/2" Line Sizes**

	Housing Type	Material	Port Size	Pressure (Bar)	Filter Disc Size
CF/2.1/208	AA214 Series	AL & PA	1/8" & 1/4"	35	25.64
CF/2.1/209	AN232 Series	AL & PA	1/4" & 1/2"	10	25.178

**Aluminium Filter Housings: 1/8" to 1/2" Line Sizes**

	Housing Type	Material	Port Size	Pressure (Bar)	Element Size
CF/2.1/210	AlN232 Series	AL & PA	1/8" & 1/4"	10	25.178
CF/2.1/211	AA233 Series	AL & PA	1/4" & 1/2"	17	25.178
CF/2.1/212	AiA233 Series	AL & PA	1/4" & 1/2"	17	25.178
CF/2.1/213	AA323 Series	AL	3/4" & 1"	17	38.152
CF/2.1/214	AiA323 Series	AL	3/4" & 1"	17	38.152
CF/2.1/214a	AA325 Series	AL	3/4" & 1"	100	38.152
CF/2.1/215	AA423 Series	AL	1 1/2" & 2"	17	51.476
CF/2.1/216	AiA423 Series	AL	1 1/2" & 2"	17	51.230
CF/2.1/217	AA433 Series	AL	1 1/2" & 2"	17	51.476
CF/2.1/218	AiA433 Series	AL	1 1/2" & 2"	17	51.476

**Aluminium End-of-Line Filter Housings**

	Housing Type	Material	Port Size	Element Size
CF/2.1/220	AE Series	AL	1/8" to 1/2"	12.32 to 25.64
CF/2.1/221	AO Series	AL	1/8" to 1/2"	12.32 to 25.178

**Aluminium Filter Regulators**

	Housing Type	Material	Port Size	Pressure (Bar)	Element Size
CF/2.1/225	RAN112 Series - Filter Regulator	AL & PA	1/8" to 1/4"	10	12.32
CF/2.1/226	RAA113 Series - Filter Regulator	AL	1/8" to 1/4"	17	12.32
CF/2.1/227	RAN122 Series - Filter Regulator	AL & PA	1/8" to 1/4"	10	12.57
CF/2.1/228	RAA123 Series - Filter Regulator	AL	1/8" to 1/4"	17	12.57

**Brass Filter Housings**

	Housing Type	Material	Port Size	Pressure (Bar)	Element Size
CF/2.1/250	BB213 Series	Brass	1/4" to 1/2"	17	25.64

**PTFE Filter Housings**

	Housing Type	Material	Port Size	Pressure (Bar)	Element Size
CF/2.1/300	FF111 Series	PTFE	1/8" & 1/4"	7	12.32
CF/2.1/301	FF121 Series	PTFE	1/8" & 1/4"	7	12.57
CF/2.1/302	FG121 Series	PTFE & Glass	1/8" & 1/4"	7	12.57
CF/2.1/303	FF211 Series	PTFE	1/4" & 1/2"	7	25.64
CF/2.1/304	FG211 Series	PTFE & Glass	1/4" & 1/2"	7	25.64
CF/2.1/305	FF231 Series	PTFE	1/4" & 1/2"	7	25.178
CF/2.1/306	FG231 Series	PTFE & Glass	1/4" & 1/2"	7	25.178

**Polyamide (Nylon) Filter Housings**

	Housing Type	Material	Port Size	Pressure (Bar)	Element Size
CF/2.1/310	NN112 Series	PA	1/8" & 1/4"	10	12.32
CF/2.1/311	NN122 Series	PA	1/8" & 1/4"	10	12.57
CF/2.1/311a	NN122.F Series	PA	1/8" & 1/4"	10	-
CF/2.1/312	NL121 Series	PA	1/8" & 1/4"	7	12.57
CF/2.1/313	NL141 Series	PA	1/8" & 1/4"	7	12.32 & 12.35
CF/2.1/314	NT Series	PA	1/8" & 1/4"	7	12.32 & 12.57
CF/2.1/315	NNS Series	PA	1/8" & 1/4"	7	25.30 & 25.35
CF/2.1/316	NN212 Series	PA	1/4" & 1/2"	10	25.64
CF/2.1/316a	NN212.F Series	PA	1/4" & 1/2"	10	-
CF/2.1/317	NN232 Series	PA	1/4" & 1/2"	10	25.178

**Polypropylene Filter Housings**

	Housing Type	Material	Port Size	Pressure (Bar)	Element Size
CF/2.1/320	PP111 Series	PP	1/8" & 1/4"	7	12.32
CF/2.1/321	PP121 Series	PP	1/8" & 1/4"	7	12.57
CF/2.1/322	PP211 Series	PP	1/4" & 1/2"	7	25.64
CF/2.1/323	PP231 Series	PP	1/4" & 1/2"	7	25.178

**PVDF Filter Housings**

	Housing Type	Material	Port Size	Pressure (Bar)	Element Size
CF/2.1/330	KK121 Series	PVDF	1/8" & 1/4"	7	12.57
CF/2.1/331	KK211 Series	PVDF	1/4" & 1/2"	7	25.64
CF/2.1/332	KK231 Series	PVDF	1/4" & 1/2"	7	25.178

## Why Classic Filters?

Our high-quality filter housings and elements enable the effective and efficient removal of contaminants from both gas and liquid applications. From coalescing to particulate filtration, we ensure that, for whatever purpose our filters are used, they perform to unrivalled standards.

## Filter Element Selection



**A huge range of filter element types and grades give increased flexibility.**

Our filter housings and elements are available in a wide variety of materials, delivering you a robust, tailor-built filtration solution to suit your particular requirements. Materials include:

- |                        |                 |            |
|------------------------|-----------------|------------|
| • 316L Stainless Steel | • Aluminium     | • PTFE     |
| • Nylon                | • Polypropylene | • PVDF     |
| • Hastelloy            | • Monel         | • Titanium |
| • Brass                | • Duplex        | • Inconel  |

## Special or Custom Products

Need an unconventional or bespoke filter element and housing?

**No problem.**

Our skilled designers and engineers will work alongside you to build a custom-made solution that suits your particular filtration requirements and specifications. Get in touch today for a no obligation consultation on how we can meet your needs.

**Special Materials** With a plethora of materials, from the most exotic metals through to standard aluminium and ordinary nylon, we can design and manufacture the most suitable filter housings and elements to suit you and your company's needs. We specialise in exotic materials such as, Hastelloy, Monel, and Titanium.

**Special Ports** Threaded ports and flange connections can be manufactured to specification, ensuring you receive a filter that fits seamlessly with your existing instruments and machinery.

Head to bowl seal features an o-ring in a separate groove



Filter housing feature a separate element retainer and tie rod that allows self-sealing filter media to be used



Filter housing available with or without a drain port. Some housings also available with a manual drain



# Particulate & Coalescing Filtration

## Types of Filtration

Our high-quality filter housings and elements enable the effective and efficient removal of contaminants from both gas and liquid applications. From coalescing to particulate filtration, we ensure that, for whatever purpose our filters are used, they perform to unrivalled standards.

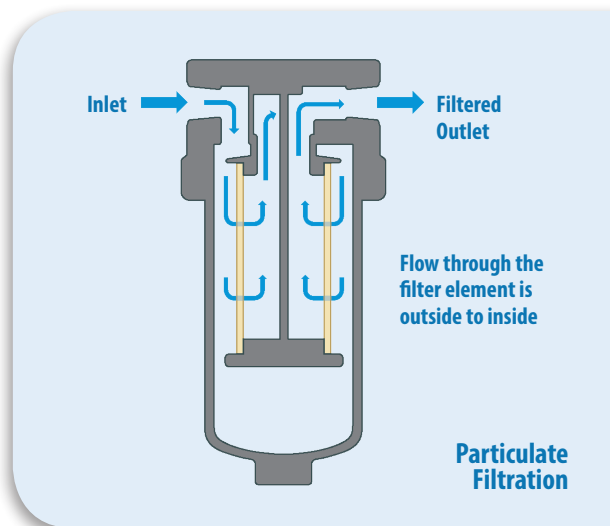
## Particulate Filtration

If particulate filtration is what you need, we offer a huge selection of robust, effective solutions to meet - and in some cases exceed - your requirements.

The service life of our high-efficiency filter elements are maximised thanks to superior design and engineering, so you can be sure of the most cost-effective, durable solution to your filtration needs.

Essentially, particulates are removed from gas and liquids using a two-port filter housing and particulate-type filter element specifically designed for this purpose.

Support cores should be used with a disposable filter element in liquid filtration applications.



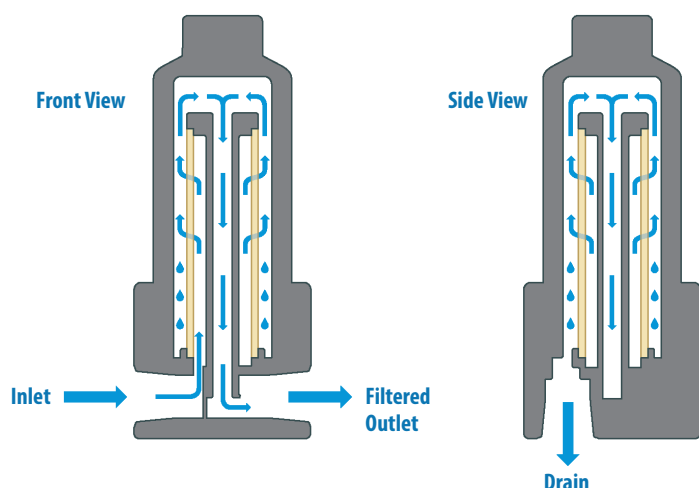
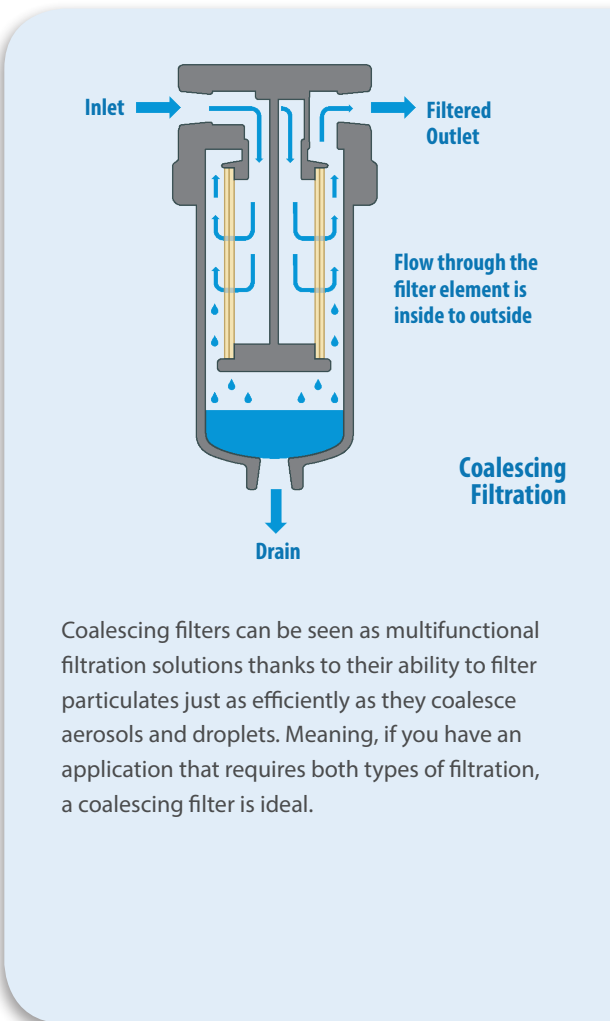
## Coalescing Filtration

Processes and systems that require the separation of liquid aerosols and droplets from gas need a coalescing filter.

This type of filter element essentially comprises of two parts, an inner and an outer layer. The inner layer consists of a high-efficiency coalescing stage whilst the outer layer is a courser stage used for drainage.

Any liquid aerosols or droplets are caught within the fine fibres of the inner layer, eventually accumulating to the extent that they are forced to the outer layer of the filter element and in to the 'bowl' of the housing.

Our SV series coalescing housings offer a super-efficient filtration solution with the benefit of an inverted position of the housing ensuring easy servicing without disconnecting the drain port fittings.



As well as our standard stocked housings, we offer a service to create custom housings to suit your application. Just let us know what you need.

# Stainless Steel Filter Housings

With the widest selection of stainless steel filter housings available, Classic Filters is almost certain to have the housing that meets your particular needs. If not, we'll build you one from scratch.

As well as our standard filter housings, we also offer custom-made filter housings in plastic to suit your OEM or special application. While we traditionally supply the instrumentation and analyser sample system markets, our filters can be used in a huge range of industries and applications

Constructed entirely from 316L stainless steel, all our stock stainless steel filter housings are free of welds to comply with NACE MR-01-75. Each filter housing has a serial number to offer complete traceability of the material right back to the mill. Material certificates to EN 10204-3.1 can be supplied with the filter housing.



## High Pressure to 1400 bar

With ports from 1/8" to 2" NPT and pressure ratings up to 1400 bar available from stock, our filter housings can be used in a wide range of environments and situations. Housings can also be used in vacuum applications.

## CE Marks and the Pressure Equipment Directive

All our filter housings comply with the requirements of the Pressure Equipment Directive (2014/68/EU) and have CE marks if required. Non CE marked housings conform to SEP requirements. We can even produce a one-off special with CE marks.

## Exotic Materials

Need something more exotic than 316L stainless steel? No matter how exotic your requirements, Classic Filters can supply materials to match. We can produce housings in a range of materials including Titanium, Hastelloy, Monel, Duplex, Super Duplex, and Inconel. Just let us know your requirements.

## Filter Housing Options

A range of filter housing options can be supplied, including various seal types, as well as special port configurations, extra ports, special lengths and other design features.



Filter housings can also be supplied with Pyrex glass bowls for visual monitoring of the filter element. These are suitable for applications up to 7 bar.



Fast loop filters are ideally suited to heavily contaminated applications since the element is thoroughly and continuously flushed by the high flow-rate stream through the housing.

Again, the cost-effectiveness and service-life of your filter element are our main concern, ensuring only the low-flow stream to the analyser is being filtered.

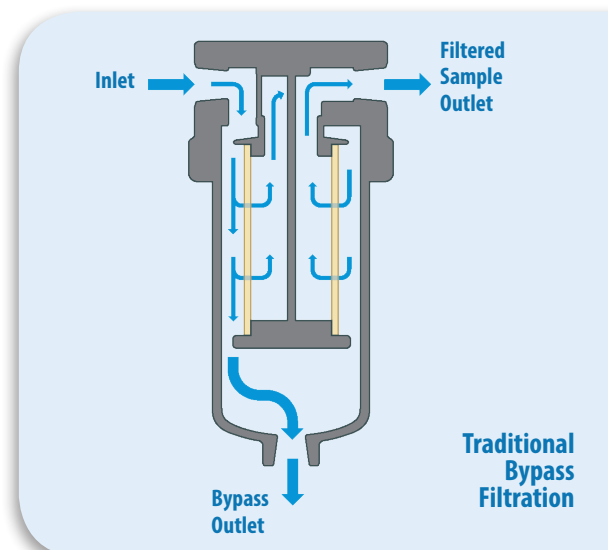
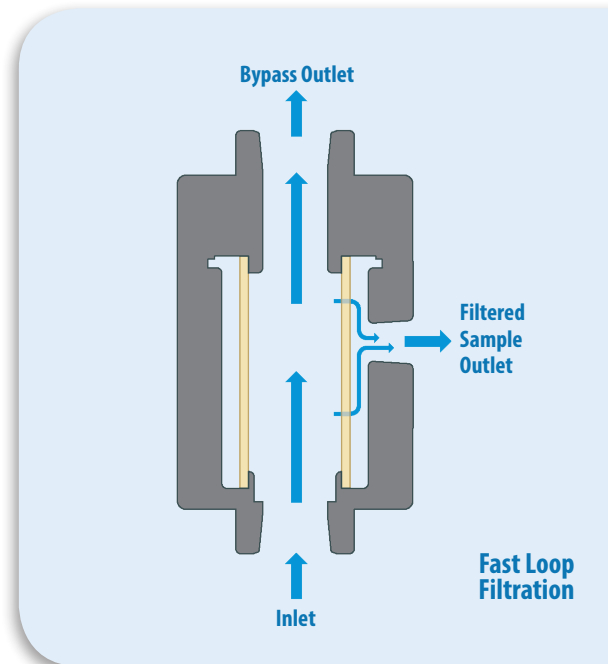
## Traditional Bypass Filtration

Our fast-loop filtration solutions go against the grain of the traditional three-port T-shape filter design, bringing with it the advantages of continued flushing on the filter element to remove heavy contaminants downstream. A reduced housing volume improves the response time.



If you still want to use the traditional style of housing in your system - no problem, our T-shaped housings can still be used.

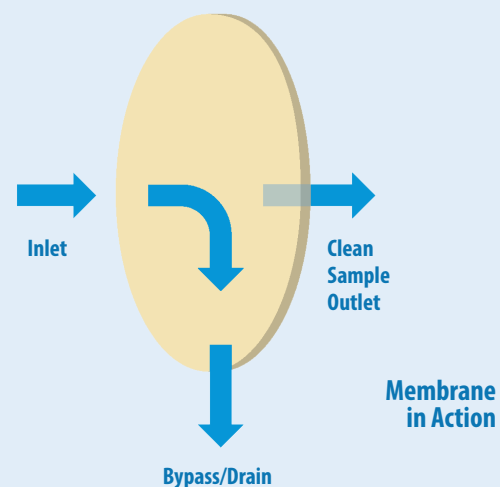
As well as our standard stocked housings, we offer a service to create custom housings to suit your application. Just let us know what you need.



# PTFE-Membrane Housings

One of our most innovative filtration solutions available, PTFE membranes are perfectly suited for separating liquid from gas molecules, allowing for a pure gas sample to be produced for the protection of analysers and other instruments. We can also separate two liquid phases if required.

A porous PTFE membrane is supported by a sintered, porous stainless steel disc on the outlet side.



The effective combination of carefully manufactured components prevents 100% of liquid molecules from flowing through the membrane; allowing only molecules of gas to pass. Any liquid removed flows through to the drain port. This port can also be used as a bypass function for the main flow.

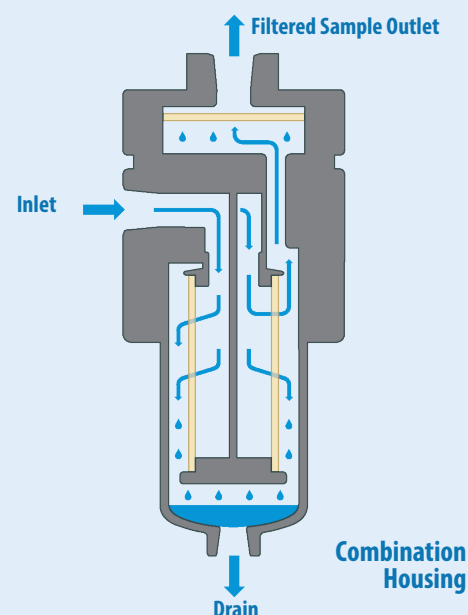
A range of membranes designed to separate two liquid phases are also available as well as a hydrophobic/oleophobic membrane to remove water and oils from a gas stream.

## Combination Housing with Filter Element and Membrane

When used in conjunction with a filter element, the service-life of the PTFE membrane can be extended significantly, allowing the filter element to remove the bulk of the liquid before it reaches the membrane.

Just ask us about 'combination filters' when you get in touch.

As well as our standard stocked housings, we offer a service to create custom housings to suit your application. Just let us know what you need.



# PTFE-Membrane Housing Options

## Liquid Block

**This option will stop the flow of the gas sample through the PTFE if the differential pressure becomes too high.**

If the PTFE membrane becomes flooded, the increase in pressure drop can cause liquid to be forced through the membrane.

The valve in the housing plug will automatically close when a high differential pressure occurs and shut off the flow.



### Ordering information

To order a membrane housing with this option, simply add the suffix .LB to the housing designation; so for example SM106.221.LB

## Twin Support Discs

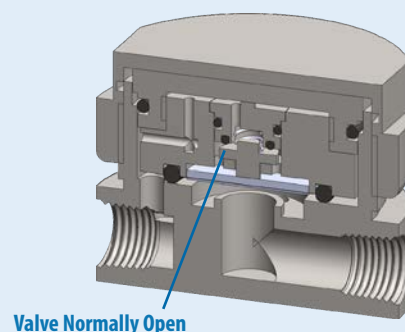
**On standard membrane housings the PTFE membrane is supported by a sintered, porous stainless steel disc on the outlet side. The Twin Disc option adds another sintered support disc to the front face of the PTFE membrane.**

If the flow is reversed during normal operation there is a chance that the PTFE membrane can be damaged. The second support disc on the front face of the membrane will keep it in place and prevent any damage.

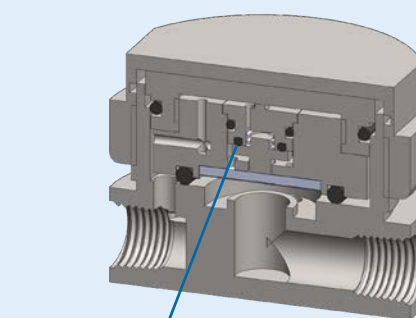
### Ordering information

To order a membrane housing with this option, simply add the suffix .TD to the housing designation; so for example SM106.221.TD

**As well as our standard stocked housings, we offer a service to create custom housings to suit your application. Just let us know what you need.**

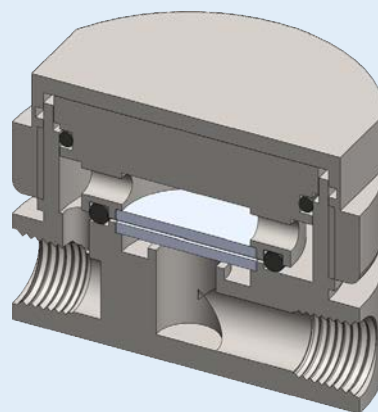


Valve Normally Open



Valve closed due to excessive pressure drop across face of the PTFE membrane

**Liquid Block  
Valve in Action**



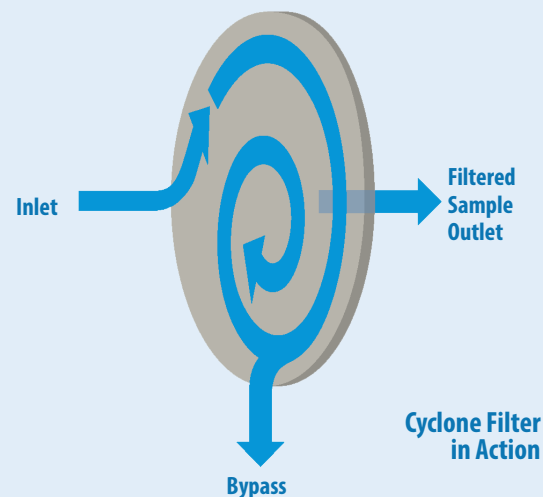
**Twin Support  
Disc Option**



# Cyclone Filter Housings

Our cyclone filter housings are one of the most innovative, low-maintenance solutions for liquid bypass filtration.

The contaminated sample initially enters an angled inlet port, creating a cyclone effect in which the contaminants are filtered via a filter disc. Any particulates are blocked by the filter disc and carried to the bypass port at the bottom of the housing. The clean sample is allowed to pass through the sintered stainless steel filter disc to the sample outlet port.



Due to this cyclone effect, the filter disc is kept clean for a long period of time, extending the period required between service intervals when compared to standard filters.

Even when a service is due, the procedure is incredibly quick thanks to the 'threaded cap' design of the housing, allowing for easy access to, and replacement of, the filter disc.

## Stainless Steel Filter Discs

Our stainless steel filter discs are ultra-durable solutions to particulate filtration, especially in liquid applications. Several layers of 316 mesh are sintered together to form an integrated porous filter, with coarse mesh providing support and protection to the finer, central mesh.

Filter discs are stocked in grades, 1, 2, 5, 10, 20, 40, 100, and 200 micron.

As well as our standard stocked housings, we offer a service to create custom housings to suit your application. Just let us know what you need.





# Catchpot & Bubbler Applications

## Catchpots

This clever accessory is ideal for highly contaminated applications, allowing you to overcome the common problem of flooding within your coalescing filter elements if large slugs of liquid are present.

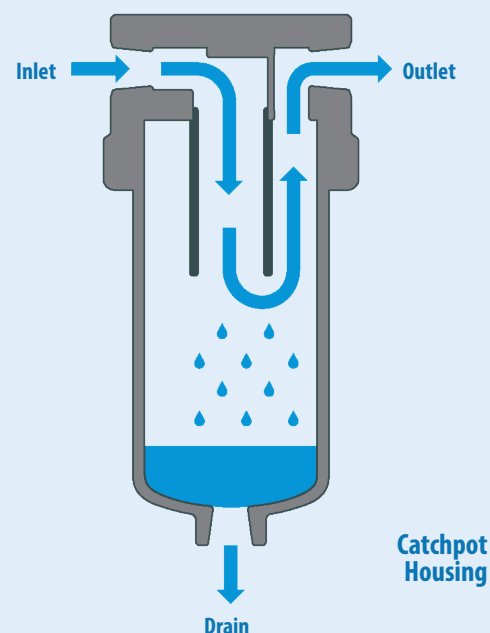
Catch pots essentially 'catch' the bulk of the liquid contaminant before it reaches the filter, hence the name 'catchpot'.

We can modify any of our existing selection of filter housing to accommodate a catchpot tube, or we can build a completely unique catchpot from scratch.

Whatever your requirements, we can deliver.

### Ordering information

To order a catch pot on one of our existing housing designs, simply add the suffix .CP to the housing designation; so for example SS127.221.CP or AA213.461.CP



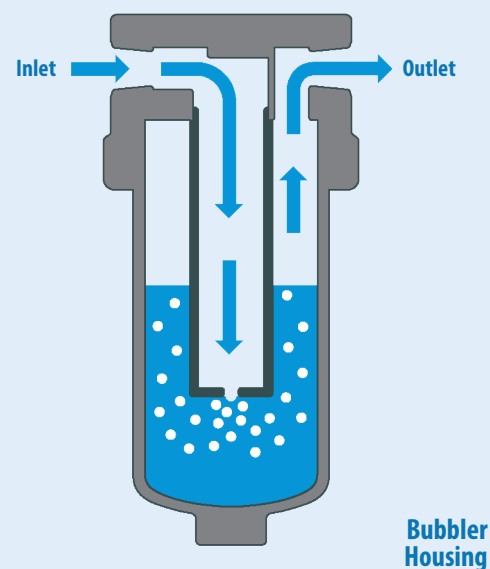
## Bubblers

Bubblers are another accessory that we offer on our existing housing range and also within custom-built filtration solutions.

These appropriately named, innovative pieces of equipment allow gas to pass through liquid. A typical example would be to maintain a relative humidity in a sample through added liquid in vapour form.

### Ordering information

To order a bubbler on one of our existing housing designs, simply add the suffix .BB to the housing designation; so for example SS127.201.BB or AA213.461.BB



**As well as our standard stocked housings, we offer a service to create custom housings to suit your application. Just let us know what you need.**

**Low or negative pressure gas sample systems can be problematic when it comes to removing the coalesced liquids from the 'bowl' of the housing. Dismantlement of a filter housing, in this situation, would lead to a temporary lack of pressure in the system.**

That's why we offer a purpose-built drain vessel installation to suit most of our existing range of filter housings.

These carefully designed vessels allow for the isolation of liquid contaminants, whilst avoiding any negative impact on system.

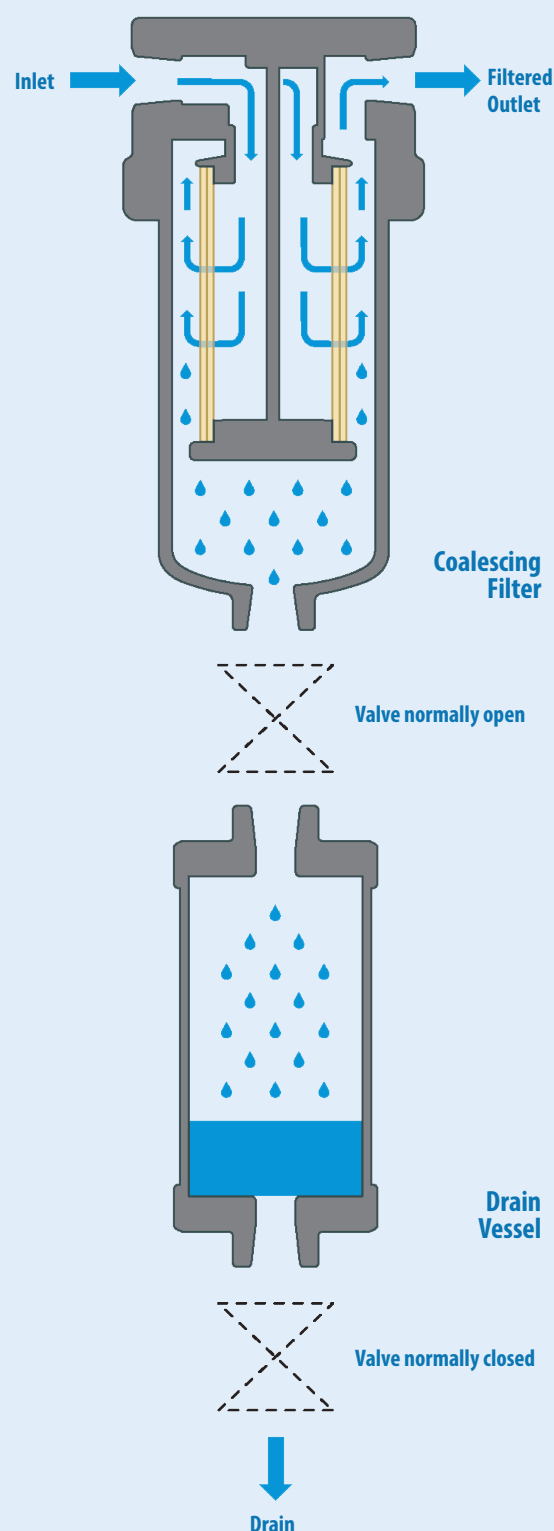
Drain vessels can also be used in other applications in order to expand the volume of waste liquid that filter housings can hold, thus extending the requisite time between service intervals.



**Facing the same problem with a high-pressure application?**

**We can manufacture drain vessels for this purpose too; get in touch for a no-obligation chat.**

**As well as our standard stocked housings, we offer a service to create custom housings to suit your application. Just let us know what you need.**



# Automatic Float Drains

**To remove liquids automatically, from a system with a positive pressure, we have two solutions -**

The DF105 series automatic float drain uses a unique diaphragm operated valve and is constructed entirely from 316L stainless steel for use in corrosive applications.

Water drains from the coalescing housing into the drain body and as the water level increases a float controls the diaphragm operation of the valve. Once the water is drained, the float returns to the rest position and the valve closes.



DN103 and DF105 Automatic Float Drains



For lower pressure non-corrosive applications, the DN103 series automatic float drain uses a self-contained plastic float mechanism to remove water in a similar way to the DF105 series.

**As well as our standard stocked housings, we offer a service to create custom housings to suit your application. Just let us know what you need.**

# SBF Flanged Housings

**The SBF flanged housings are designed to be weld-free. The heads are machined from solid stainless steel bar.**

By removing the welding process, the costly additional documentation, approvals and testing for CE marking are eliminated.

Various flange types and pressure rating are offered as standard. Sizes from 1/2" up to 2" can be produced.



SBF Series Housing



Several flange types and sizes are available as standard designs and are based on our SS series housings

## Special Designs

**Need an unconventional or bespoke housing?**

**No problem.**

**Our skilled designers and engineers will work alongside you to build a custom-made solution that suits your needs.**

**Just let us know what you need.**

## Flange Types Available Include -

- ASME/ANSI B16.5 - 1996 - Pipe Flanges and Flanged Fittings
- British Standard BS 4504 - Section 3.1:1989 - Circular Flanges for Pipes, Valves and Fittings
- SAE J 518 C - SAE Flanges Standard



**These housings are specifically engineered for hot gas analysis, in particular, diesel exhaust – this gas has an especially high dew-point, so to prevent condensation during analysis, the sample must be heated.**

In essence then, these housings offer the same level of quality as all our stainless steel housings, but with the added benefits of a housing designed for a specific application.


Filter elements used in heatable housings can be replaced quickly and easily (even at operating temperatures) thanks to a quick-release bayonet connection, thus minimising disruption to your analysis and operations.

Optional configurations of the ports and internals include a support core or a tie rod and element retainer.

Disposable, S-type filter elements are perfect for heated applications when used in tandem with Heatable Housings

**As well as our standard stocked housings, we offer a service to create custom housings to suit your application. Just let us know what you need.**

Heatable housings available  
in a wide range of sizes



Several port and internal options are available and housings have threaded mounting bracket holes as standard



Quick-release bayonet connection for the head to bowl

# Aluminium Filter Housings

If you use compressed air for instrument or industrial applications, efficiency and flow-rate are of paramount importance. Aluminium filter housings for particulate and coalescing filter applications

Classic Filters' high-efficiency aluminium filter housings are purpose built for compressed air applications in mind. With a wide selection of port sizes and pressure ratings available, we will provide a high efficiency filtration solution to suit your application requirements.

## Special Filter Housings and OEM Applications

Does your application have special filter requirements? As well as our standard housings we also offer bespoke filter housings manufactured in aluminium and plastics to suit your OEM product or special application. Contact our team with your requirements today.

## High Pressure to 250 bar

With ports ranging from 1/8" to 2" NPT and pressure ratings from 7 to 35 bar available from stock, our filter housings can be used in a wide range of environments and situations. Of course, if you need very high pressures, we have produced aluminium filter housings up to 250 bar and our stainless steel filter housings for higher pressures are also available.



## Catchpot Housings

If there is a high chance of bulk liquid flowing through the line with the compressed air to the coalescing filter, it is good practice to use a catchpot before the coalescing filter to increase the performance and prevent the filter element from flooding.

## Filter Housing Options

A range of filter housing options can be supplied with a variety of seal types and other options to suit your needs.



Aluminium housings available in a wide range of sizes

## Special Designs?

Need an unconventional or bespoke housing?

No problem.

Let our skilled designers & engineers take care of every aspect including:

- Port Sizes
- OEM Labeling
- Differential Pressure Indicators
- Automatic/Manual Drains
- Sealing Types

Available in Nylon, Polypropylene, PTFE or PVDF, Classic Filters offer a range of low-cost plastic filter housing solutions that deliver high-performance corrosion resistance.

## Materials: PA, PP, PTFE and PVDF

PTFE filter housings are machined from solid PTFE bar and have a 316L stainless steel collar on the outside of the head to increase the strength of the head to bowl connection. When the PTFE filter housings are used with our PTFE filter elements, a 100% PTFE filter solution is available. Other plastic filter housings are moulded in quality, high-performance materials

Our plastic filter housings are ideal for emissions and environmental filter applications as well as other OEM filter applications requiring a low-cost solution. They can be used for both particulate and coalescing applications. They can be supplied as catchpots and bubbler housings. They can also be fitted with adsorber cartridges.

Port sizes from 1/8" up to 1/2" help to offer great flexibility from this range of products and they can be supplied with or without drain ports.




**NN1221 Double Element Filter Housing**

## Special Filter Housings and OEM Applications

Does your application have special filter requirements? In addition to standard filter housings, Classic Filters offers custom-made filter housings based on our proven NL, NT and NNS housings that are ideal for OEM or special applications.

**Let us know what you need.**



**NNS241.211 Filter Housing for Automotive Emissions Analysis**



# Float Valve Housing

Float valve housings are an essential filtration tool when gas is being drawn to an analyser or other instrument, preventing the carry-over of bulk liquids. Normally these are used after coalescing filter housing as a safety device.



## Ordering information

Two sizes of plastic housing can be supplied: The small NN122 or the larger capacity NN212.

To order this type of housing, simply add the suffix .F to the housing part number; so for example NN122.161.F or NN212.261.F

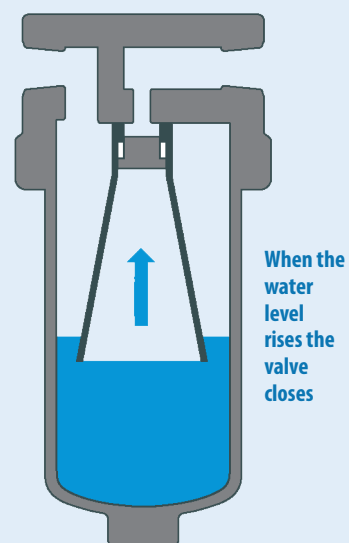
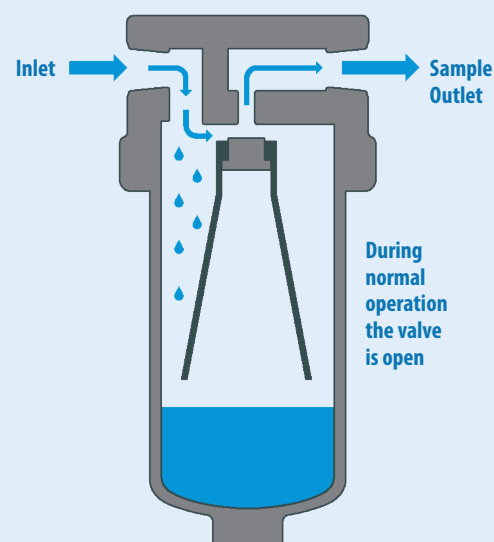
A small 316L stainless steel housing using a PVDF float is also available, the SS125.F series, and as well as our standard stocked housings we offer a service to create custom housings to suit your application. Just let us know what you need.

## How they work:

As liquid is collected in the bowl, the level starts to rise, gas becomes trapped in the open-end of the float and it too starts to rise.

The entire float assembly then begins to move upwards and eventually closes the valve and shuts off the flow to the analyser. This loss of flow is then detected and an alarm is sounded.

Without the float valve, the flow remains open to the analyser, substantial damage could be caused through the transmission of liquid into the analyser. Float valve housings can therefore protect you from costly repairs.





# Differential Pressure Indicators

**These housings are specifically engineered to offer an indication of the differential pressure across the filter element. They offer a cost effective method of monitoring the service life and prevent costly failures due to lack of maintenance.**

The SiS series housings feature a visual indication. A plunger sealed by an o-ring separates an area of the head into two chambers. A spring causes the plunger to take up its home position when the pressure difference is zero.


As the pressure difference increases, the plunger is forced to move against the spring. At the same time, an indicator disc is moved magnetically. The indicator will show yellow when the differential pressure is 0.25 bar and red when it reaches 0.5 bar.

The SeS series housings use the same mechanical system as the SiS, except the two reed contact switches are actuated.


**As well as our standard housings, we offer a service to create custom housings to suit your application.**

**Just let us know what you need.**

Most stainless steel housings can be supplied with a differential pressure Indicator



The SiS series housings feature a visual indicator



The SeS series housings offer electrical control

## Sealing Options

Filter housings are mostly fitted with Viton o-ring style seals as standard. We have a number of sealing options that can be specified and the housings delivered with the seals installed.

For alternative seals, a suffix is added to the filter housing part number, for example if you require a SS127.221 filter housing with an EPDM seal add .E to give SS127.221.E - if a standard seal is required do not add the suffix

Refer to the filter housing data sheets for information about the seals types available for each housing.

Please consult us for any special requirements.



### Types of Seals

Suffix	Name	Type	Temp. Range
.V	<b>Viton</b>	Fluorocarbon	- 30°C to +200 °C
.C	<b>Chemraz</b>	Perfluorelastomer	- 18°C to +324°C
.T	<b>PTFE</b>	FEP Encapsulated <sup>(1)</sup>	- 60°C to +200 °C
.T	<b>PTFE</b>	Solid PTFE <sup>(1)</sup>	- 260°C to +200 °C
.K	<b>Kalrez</b>	Perfluorelastomer	- 50°C to +316°C
.S	<b>Silicone</b>	Silicone	- 60°C to +230°C
.R	<b>Neoprene</b>	Chloroprene-Neoprene	- 45°C to +100°C
.E	<b>EPDM</b>	Ethylene-propylene	- 55°C to +150°C
.N	<b>Nitrile</b>	Buna N-Nitrile	- 35°C to +110°C

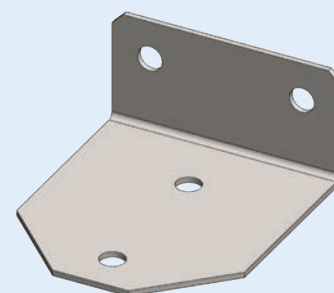
(1) Please note that some housing designs can only use the FEP encapsulated seals

## Mounting Brackets

Mounting brackets can be supplied for all filter housings making the installation process quicker and easier. All our mounting brackets are supplied with screws and washers to join them to the housing so only fixings for the panel or wall are required.

Use of a mounting bracket will avoid excessive loads on the fittings and piping.

**All mounting brackets are constructed in stainless steel giving superior corrosion resistance in wet areas.**



## Support Cores

When using disposable filter elements in a liquid application, a support core should be used to increase the strength of the filter elements.

Plastic and aluminium housings have a built in support, but stainless steel housings will need to use the optional extra support.

The SC series support cores are constructed from 316L stainless steel.



# Selecting the Correct Filter Housing

## How to select the Correct Filter Housing -

The wide range of filter housing and element combinations enable us to supply the most suitable equipment for your application and specifications.

To select the correct filter housing and element, the following information about the application is required -

1	Maximum pressure
2	Maximum temperature
3	Chemical & physical composition of the sample
4	Type of duty: inlet, particulate, coalescing, bypass, membrane
5	Contaminants to be removed
6	Maximum flow rate
7	Line size and port type
8	Level of filtration required
9	Relative importance of cost, response time, service life and interval

Items 1, 2 and 3 will determine the materials of construction of the filter housing, including the element and seals. Filter housings are available in a wide variety of materials to ensure there is a product for even the most specialised applications. As well as our range of standard materials a wide range of exotic materials are also available.

Item 4 will determine the configuration of the housing, one port for inlet filters, two ports for in-line housings and three ports for coalescing, bypass or fast loop housings.

Items 5, 6, 7, 8 and 9 will establish the most appropriate size of filter. This is generally a compromise between those factors favouring a small filter (fast response time, smallest space requirement, lowest cost, minimised adsorption losses) and those factors favouring a large filter (long service intervals, low pressure drop). The exact choice will therefore depend on the relative importance of these factors in each particular application.



## Additional Assistance

Our representatives have a vast experience of specifying successful installations and we will be pleased to help you select the best solution for your filtration problem.

We also have an Applications Form available for you to complete and return and this will ensure we have all the information required to make a selection for your individual application.

## Service Intervals

A disposable microfibre filter element continues to filter at its original efficiency as long as it is kept in service. The life of the element is determined by the increase in flow resistance caused by trapped solids. The element should be changed when the flow falls below an acceptable level, or the pressure drop becomes too high. In any case the element should be replaced before the pressure drop across it reaches 0.7 Bar. The disposable microfibre filter elements cannot be cleaned as the solids are trapped within the depth of the element not on the surface.

## Installing the Filter Housing

Given that filter housing is a pressure vessel, any connections and accessory outlets must be leak-tight.

Therefore, a good pipe sealant (PTFE tape, paste etc.) should be used on all fittings prior to connecting the filter housing ports. This will also allow for disassembly at a later time, if required.

Wherever possible, installation of filter housings should be made using an appropriate mounting bracket to avoid excessive loads on the piping.

Full installation instructions are included with each filter housing.

# Filter Elements

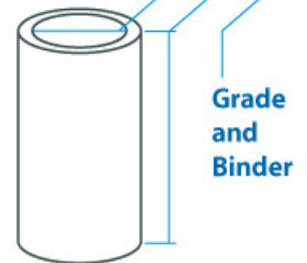
## How to Select the Filter Element

### 1) Select the Size of the Filter Element

Filter Elements have a part number arranged in three sections, for example 25.64.5K

The first part refers to the nominal inside diameter (mm), the second figure refers to the overall length (mm) and the third part is the designation for the type and grade.

Part Number: 25.64.5K



#### Are you using a Filter Housing?

Check the data sheet for the Filter Housing to find which Filter Element size is required. In this example we are using the SS215.221 Filter Housing so the Filter Element size will be 25.64.□

SS215 Filter Housing	
Material	316 Stainless Steel
Pressure	100 Bar
Ports	1/2" or 1/4"
Element	25.64.□

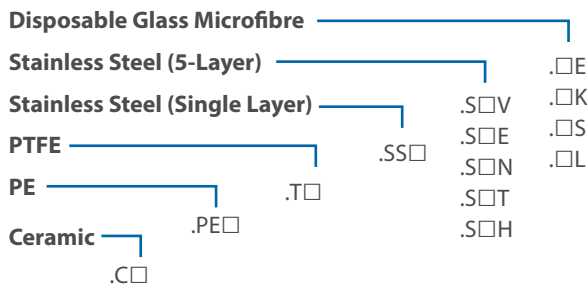
Technical Specifications	
Parameter	SS215.221
Filter Size	25.64.□
Filter Length	64 mm
Filter Diameter	25.4 mm
Filter Material	316 Stainless Steel
Filter Grade	□
Filter Binder	□
Filter Element Code	□
Filter Cartridge Code	□

Filter Element Code (5) 25.64.□  
Filter Cartridge Code (6) 25.64.□

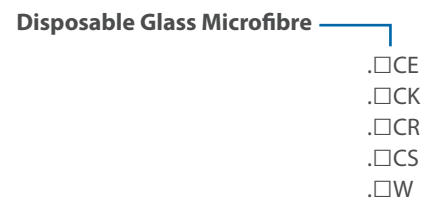
### 2) Select the Type of Filter Element

Is the application for solid particulate removal, or do you need to separate liquid from gases (coalescing)?

#### Particulate Types



#### Coalescing Types




### 3) Select the Grade of Filter Element

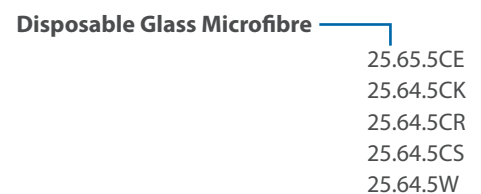
Refer to the following Filter Element data sheets to select the grade required.

These are examples of the filter elements with the grade selected -

#### Particulate Grades



#### Coalescing Grades





### Disposable Filter Elements

Disposable bonded microfibre filter elements are manufactured from precise mixtures of borosilicate glass microfibres to the very highest standards of quality control. These elements offer exceptional filtration efficiency at very low pressure drops and being +90% void volume they give a very long service life.

The elements are bonded to impart high strength and eliminate fibre shedding and the choice between the different binders available will depend on each application. Disposable elements are self-sealing and sealed into a filter housing by axial compression.

### Coalescing or Particulate Applications

There are two types of filter element available, particulate and coalescing. The particulate filter elements use a single layer of filter media whereas coalescing elements have a fine capture layer and a coarse drainage layer.

The coarsest grade that will adequately protect the application should be chosen as this will result in the most economical solution to the contamination problem by extending the service life. Disposable bonded microfibre filter elements are suitable for both gas and liquid applications.



Particulate Filter Element



Glass Microfibres



Coalescing Filter Element

Fine inner capture layer

Coarse outer drainage layer

#### Binder Types

##### Particulate Applications

<b>E</b>	Epoxy ester binder suitable for all general purpose particulate removal applications in non-corrosive gases and liquids
<b>K</b>	PVDF binder has an excellent chemical resistance for use with corrosive gases and liquids. Very low levels of adsorption.
<b>S</b>	Silica binder giving a completely inorganic filter element. For high temperatures and solvent applications.
<b>L</b>	Silicone binder is hydrophobic and prevents the pores being filled with condensate. The maximum temperature is 200°C

##### Coalescing Applications

<b>CE</b>	Epoxy ester binder suitable for all general purpose aerosol and particulate removal applications in non-corrosive gases
<b>CK</b>	PVDF binder has an excellent chemical resistance for use with corrosive gases. Very low levels of adsorption
<b>CR</b>	PVDF binder as above with the addition of a reinforcing mesh embedded within the structure
<b>CS</b>	Silica binder giving a completely inorganic filter element. For high temperatures and solvent applications.
<b>W</b>	Silicone binder is hydrophobic and prevents the pores being filled with condensate. The maximum temperature is 200°C



# Filter Elements

## Disposable Grades & Dimensions

Filter Elements are available in a wide range of standard diameters and lengths. These are based on traditional industry standard sizes and allow the elements to be installed in other proprietary equipment. For more information about sizes, see page CF/2.1/020a.

Standard Sizes								
10.32.□	12.20.□	16.32.□	22.30.□	25.30.□	38.58.□	45.178.□	51.89.□	63.476.□
10.57.□	12.25.□	16.41.□	22.35.□	25.35.□	38.64.□	45.230.□	51.115.□	63.762.□
	12.32.□	16.57.□	22.64.□	25.51.□	38.115.□	45.250.□	51.127.□	
	12.38.□			25.64.□	38.152.□		51.230.□	
	12.57.□			25.127.□	38.178.□		51.476.□	
	12.76.□			25.152.□				
				25.178.□				

Replace the □ in the part numbers shown with the grade selected from the tables below. More information about the binder types can be found on page CF/2.1/021.

## Efficiency of the Filter Elements

Each filter element type is available in a selection of grades covering a efficiency range from coarse bulk contamination removal and the essentially complete removal of submicron particles.

Standard Grades								
Particulate Applications (Gas)								
% removal of 0.01 micron particles								
Binder		Max. Temp.	+99.9999%	+99.99%	+99.5%	+95%	+75%	
E	Epoxy Ester	150°C	4E	5E	6E	7E	8E	
K	PVDF Fluorocarbon	150°C	4K	5K	6K	7K	8K	
S	Silica Inorganic	500°C	4S	5S	6S	7S	8S	
L	Silicone	200°C	4L		6L			
Coalescing Applications ( Gas)								
% removal of 0.01 micron particles & aerosols								
Binder		Max. Temp.	+99.99%	+99.5%	+95%	+75%		
CE	Epoxy Ester	150°C	5CE	6CE	7CE	8CE		
CK	PVDF Fluorocarbon	150°C	5CK	6CK	7CK	8CK		
CR	PVDF Fluorocarbon	150°C	5CR	6CR	7CR	8CR		
CS	Silica Inorganic	500°C	5CS	6CS	7CS	8CS		
W	Silicone	200°C	5W	6W	7W	8W		
Particulate Applications (Liquid)								
+98% removal of particles at stated size								
Binder		Max. Temp.	0.3µm	1µm	2µm	8µm	25µm	75µm
E	Epoxy Ester	150°C	3E	4E	5E	6E	7E	8E
K	PVDF Fluorocarbon	150°C	3K	4K	5K	6K	7K	8K
S	Silica Inorganic	500°C	3S	4S	5S	6S	7S	8S

## Special Sizes

Special size filter elements can also be manufactured in a wide range of different diameters and lengths.

Inside Diameters: **6mm to 100mm**

Lengths: **9mm to 1000mm**

Please enquire with any specific requirements.

# Disposable Filter Elements

## Dimensions & Tolerances

### Disposable Filter Element Dimensions & Tolerances

Filter elements are available in a wide range of standard diameters and lengths. These are based on traditional industry standard sizes and allow the element to be installed in other proprietary equipment.

This chart shows you a list of all our standard disposable filter elements, particulate and coalescing, along with their actual sizes in millimetres and the standard tolerances we use in manufacturing.

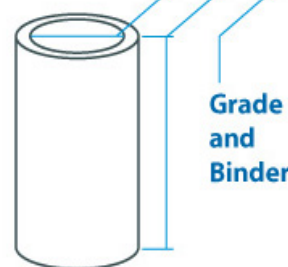
Particulate Types							Coalescing Types						
Element Code	Inside Ø mm	Tolerance mm	Outside Ø mm	Tolerance mm	Length mm	Tolerance mm	Element Code	Inside Ø mm	Tolerance mm	Outside Ø mm	Tolerance mm	Length mm	Tolerance mm
10.32.□	10.0	±0.25	14.0	±0.50	32.0	±0.25	10.57.□	10.0	±0.25	18.0	±0.50	32.0	±0.25
10.57.□	10.0	±0.25	14.0	±0.50	57.0	±0.25	10.57.□	10.0	±0.25	18.0	±0.50	57.0	±0.25
12.20.□	12.5	±0.25	17.0	±0.50	20.0	±0.25	12.32.□	12.5	±0.25	19.0	±0.50	32.0	±0.25
12.25.□	12.5	±0.25	17.0	±0.50	25.0	±0.25	12.57.□	12.5	±0.25	19.0	±0.50	57.0	±0.25
12.32.□	12.5	±0.25	17.0	±0.50	32.0	±0.25	12.76.□	12.5	±0.25	19.0	±0.50	76.0	±0.25
12.57.□	16.0	±0.25	17.0	±0.50	57.0	±0.25	25.35.□	25.5	±0.25	35.0	±0.50	35.0	±0.25
12.76.□	16.0	±0.25	17.0	±0.50	76.0	±0.25	25.64.□	25.5	±0.25	35.0	±0.50	64.0	±0.25
16.32.□	16.0	±0.25	22.0	±0.50	32.0	±0.25	27.64.□	27.0	±0.25	39.0	±0.50	64.0	±0.25
16.41.□	25.5	±0.25	22.0	±0.50	41.0	±0.25	25.127.□	25.5	±0.25	35.0	±0.50	127.0	±0.25
25.30.□	25.5	±0.25	31.0	±0.50	30.0	±0.25	25.178.□	25.5	±0.25	35.0	±0.50	178.0	±0.25
25.51.□	25.5	±0.25	31.0	±0.50	51.0	±0.25	38.58.□	38.5	±0.25	50.0	±0.50	58.0	±0.25
25.64.□	25.5	±0.25	31.0	±0.50	64.0	±0.25	38.89.□	38.5	±0.25	50.0	±0.50	89.0	±0.25
25.127.□	25.5	±0.25	31.0	±0.50	127.0	±0.25	38.115.□	38.5	±0.25	50.0	±0.50	115.0	±0.25
25.178.□	25.5	±0.25	31.0	±0.50	178.0	±0.25	38.152.□	38.5	±0.25	50.0	±0.50	152.0	±0.25
38.58.□	38.5	±0.25	45.0	±0.50	58.0	±0.25	38.178.□	38.5	±0.25	50.0	±0.50	178.0	±0.25
38.89.□	38.5	±0.25	45.0	±0.50	89.0	±0.25	51.89.□	51.2	±0.25	63.0	±0.50	89.0	±0.25
38.115.□	38.5	±0.25	45.0	±0.50	115.0	±0.25	51.230.□	51.2	±0.25	63.0	±0.50	230.0	±0.25
38.152.□	38.5	±0.25	45.0	±0.50	152.0	±0.25	51.476.□	51.2	±0.25	63.0	±0.50	476.0	±0.25
38.178.□	38.5	±0.25	45.0	±0.50	178.0	±0.25	63.476.□	63.5	±0.25	76.0	±0.50	476.0	±0.25
51.89.□	51.2	±0.25	59.0	±0.50	89.0	±0.25	63.762.□	63.5	±0.25	76.0	±0.50	762.0	±0.25
51.230.□	51.2	±0.25	59.0	±0.50	230.0	±0.25							
51.476.□	51.2	±0.25	59.0	±0.50	476.0	±0.25							
63.476.□	63.5	±0.25	72.0	±0.50	476.0	±0.25							
63.762.□	63.5	±0.25	72.0	±0.50	762.0	±0.25							

### Special Sizes

Special size filter elements can also be produced that are not included on this chart. We can manufacture in a wide range of different diameters and lengths.

Please enquire if you have any specific requirements.

Part Number: 25.64.5K



### 5-Layer Sintered Stainless Steel Elements

Stainless steel filter elements are made up of five layers of 316L mesh that are sintered together to form an integrated porous element. The middle mesh is of very fine wire gauge and determines the filtration rates, this layer is then overlaid with inner and outer layers of coarser mesh to give support and protection.



These elements are very useful in heavily contaminated applications and for use as pre-filters before disposable type final filters. These filter elements can be cleaned by back-flushing in situ for extended service life. Or, they can be removed and cleaned with an ultrasonic cleaner.

Seals are required and the options are shown below.

Filter Elements are available in a wide range of standard diameters and lengths. These are based on traditional industry standard sizes and allow the elements to be installed in other proprietary equipment. Custom sizes are readily available.

#### Standard Sizes

10.32.□	12.32.□	25.64.□	38.152.□	51.230.□
10.57.□	12.57.□	25.127.□	38.178.□	51.476.□
	12.76.□	25.178.□		


Replace the □ in the part numbers shown with the grade selected from the tables below.

#### Standard Grades

Seals	Max. T.	1µm	2µm	5µm	10µm	20µm	40µm	100µm	200µm
Viton	200°C	S1V	S2V	S5V	S10V	S20V	S40V	S100V	S200V
Nitrile	110°C	S1N	S2N	S5N	S10N	S20N	S40N	S100N	S200N
EPDM	150°C	S1E	S2E	S5E	S10E	S20E	S40E	S100E	S200E
PTFE	200°C	S1T	S2T	S5T	S10T	S20T	S40T	S100T	S200T
Copper	480°C	S1H	S2H	S5H	S10H	S20H	S40H	S100H	S200H

#### Efficiency Ratings

Grade	Nominal (+98%)	Absolute (100%)
S1	1µm	2µm
S2	2µm	5µm
S5	5µm	10µm
S10	10µm	20µm
S20	20µm	35µm
S40	40µm	75µm
S100	100µm	150µm
S200	200µm	250µm



Five Layers of SS Mesh

One layer of mesh determines the filtration rate and this is overlaid with inner and outer layers of coarser mesh to give support.



PTFE Seals



Viton Seals



### Sintered Stainless Steel Filter Discs

Stainless steel filter discs are made up of five layers of 316 mesh that are sintered together to form an integrated porous element. The middle mesh is of very fine gauge and determines the filtration rates, this layer is then overlaid with inner and outer layers of coarser mesh to give support and protection.



Filter discs are 1.75mm thick and are available in a range of standard diameters.

#### Standard Sizes

FD.13.□	FD.25.□	FD.33.□	FD.47.□	FD.61.□	FD.101.□
---------	---------	---------	---------	---------	----------

Replace the □ in the part numbers shown with the grade selected from the tables below.

#### Standard Grades

Seals	Max. T.	1µm	2µm	5µm	10µm	20µm	40µm	100µm	200µm
Viton	200°C	S1V	S2V	S5V	S10V	S20V	S40V	S100V	S200V
Nitrile	110°C	S1N	S2N	S5N	S10N	S20N	S40N	S100N	S200N
EPDM	150°C	S1E	S2E	S5E	S10E	S20E	S40E	S100E	S200E

### Special Sizes

Special size filter discs can also be produced . We can manufacture in a wide range of different diameters.

### Single Layer Woven Mesh SS Filter Elements

These stainless steel filter elements are made up of a single layer of 316 woven wire mesh in welded tube. Ideal for applications where a low cost stainless steel filter alternative is required.

Due to the method of the construction these filter elements do not require any seals.

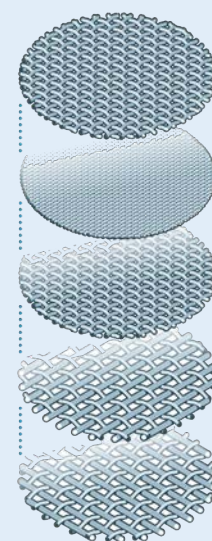
#### Standard Sizes

12.32.□	12.57.□	25.64.□	25.178.□	38.152.□
---------	---------	---------	----------	----------

Replace the □ in the part numbers shown with the grade selected from the tables below.

#### Standard Grades

25µm	50µm	75µm	100µm	150µm	200µm	250µm	300µm	350µm	400µm
SS25	SS50	SS75	SS100	SS150	SS200	SS250	SS300	SS350	SS400



Five Layers of SS Mesh

One layer of mesh determines the filtration rate and this is overlaid with inner and outer layers of coarser mesh to give support.



### Pleated Stainless Steel Elements

Stainless steel pleated filter elements are made up of 316L components filtration mesh, end caps and support core, with various o-ring seals. These cartridges are designed to be installed into our standard SS series filter housings giving increased flexibility when specifying for liquid and gas applications.

The pleated mesh gives much larger surface area and allows for increased flow rates, lower pressure drops, or extended service intervals.

The PCS series are available in a range of standard diameters, lengths and grades. These are based on traditional industry standard sizes and allow the elements to be installed in other proprietary equipment. Custom sizes are readily available.

#### Standard Sizes

25.64.□	25.178.□	38.152.□	38.178.□	51.230.□
---------	----------	----------	----------	----------

Replace the □ in the part numbers with the grade selected from the tables below.

#### Standard Grades

Seals	Max. T.	5µm	10µm	20µm	40µm	100µm
Viton	200°C	PCS5V	PCS10V	PCS20V	PCS40V	PCS100V
Nitrile	110°C	PCS5N	PCS10N	PCS20N	PCS40N	PCS100N
EPDM	150°C	PCS5E	PCS10E	PCS20E	PCS40E	PCS100E

#### Efficiency Ratings

Grade	Nominal (+98%)	Absolute (100%)
S5	5µm	10µm
S10	10µm	20µm
S20	20µm	35µm
S40	40µm	75µm
S100	100µm	150µm

### Special Applications

Need an unconventional or bespoke filter element and housing?

**No problem.**

Our skilled designers and engineers will work alongside you to build a custom-made solution that suits your particular filtration requirements and specifications. Get in touch today for a no obligation consultation on how we can meet your needs.

**Special Materials** With a plethora of materials, from the most exotic metals through to standard 316L stainless steel and aluminium, we can design and manufacture the most suitable filter housings and elements to suit you and your company's needs.

**Special Ports** Threaded ports and flange connections can be manufactured to specification, ensuring you receive a filter that fits seamlessly with your existing equipment.



### PTFE Filter Elements

PTFE filter elements are produced by sintering pure PTFE granules, no other substances are used in the construction. These filter elements are usually offered when only 100% pure PTFE can be used. Normally it is preferable to offer a K type disposable filter element, if these are suitable, as both pressure drop and service life characteristics are superior to the PTFE filters.

The advantages of PTFE is the higher maximum temperature, up to 200°C, and a better chemical resistance to certain substances. PTFE elements can be ultrasonically cleaned.

#### Standard Sizes

12.32.□	15/30.75.□	25.64.□	38.58.□	51.230.□
12.57.□	15/30.150.□	25.178.□	38.152.□	51.476.□

Replace the □ in the part numbers shown with the grade from the table below.

#### Standard Grades

2μm	20μm	40μm	70μm
T2	T20	T40	T70

### PE Filter Elements

These polyethylene filter elements are sintered using pure PE granules. The maximum temperature is 150°C

Ideal for applications where a low cost plastic filter element is required. Due to the method of the construction these filter elements do not require any seals.

#### Standard Sizes

12.32.□	12.57.□	25.64.□	25.178.□	38.58.□
---------	---------	---------	----------	---------

Replace the □ in the part numbers shown with the grade from the table below.

#### Standard Grades

2μm	10μm	20μm	40μm	100μm
T2	T10	T20	T40	T100


### Special Sizes

Both the PTFE and PE elements can be supplied with special diameters and lengths. We also work with a number of OEMs to supply custom filter for sensor applications.

Let us know what you need.



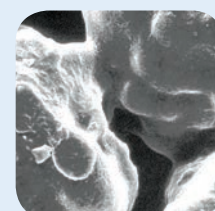
PTFE Filter Element



PTFE Granules



PE Filter Element



PE Granules



Custom PTFE  
Filter Element for  
Sensor Application

### Ceramic Filter Elements

Ceramic filter elements have a very useful role to play in the world of filtration. The porous ceramic media is chemically inert, stable and have temperature capabilities of up to 900°C. These filter elements can be cleaned in situ by back-flushing to extend the service life in heavily contaminated applications.

Our ceramic filter elements are available in a range of standard diameters, lengths and grades. These are based on traditional industry standard sizes and allowing the elements to be installed in other proprietary equipment.

Custom sizes are also available.

#### Standard Sizes

15/30.75.□	15/30.150.□	20/50.135.□	20/50.190.□	25/40.100.□
------------	-------------	-------------	-------------	-------------

Replace the □ in the part numbers with the grade selected from the tables below.

#### Standard Grades

2µm	10µm	20µm	40µm
C2	C20	C20	C40



We have a range of flat seals that can be used in conjunction with the ceramic filter elements. Let us know what you need.

### Special Applications

Need an unconventional or bespoke filter element and housing?

**No problem.**

Our skilled designers and engineers will work alongside you to build a custom-made solution that suits your particular filtration requirements and specifications. Get in touch today for a no obligation consultation on how we can meet your needs.

**Special Materials** With a plethora of materials, from the most exotic metals through to standard 316L stainless steel and aluminium, we can design and manufacture the most suitable filter housings and elements to suit you and your company's needs.

**Special Ports** Threaded ports and flange connections can be manufactured to specification, ensuring you receive a filter that fits seamlessly with your existing equipment.



### LP Depth Filter Cartridges

Designed to filter liquids with high solids contents.

The LP depth filter cartridges are constructed entirely of polypropylene, and provide excellent chemical and solvent resistance. All LP cartridges have a graded efficiency construction: the filtration efficiency increases from the inside surface to the outside surface, in the direction of flow. This construction provides exceptionally high solids holding capacity giving a longer life of the filter cartridge.

The seven retention efficiency grades offered cover the particle size ranges from 75 micron to 0.22 micron.

The LP depth filter cartridges may be used for fine filtration of liquids with heavy dirt loading, when chemical or solvent resistance is required.

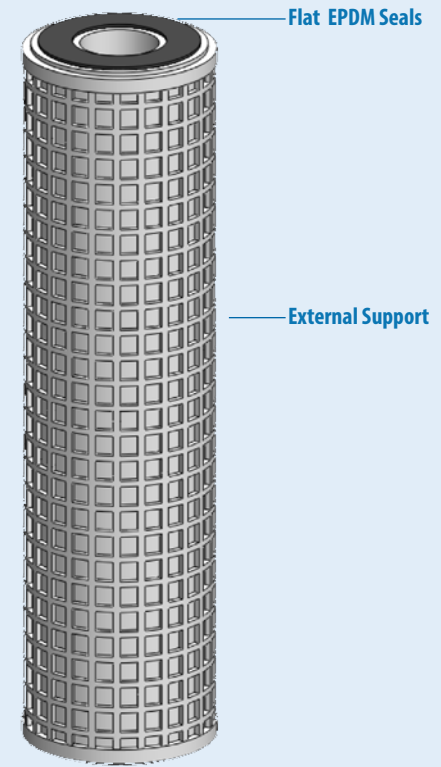
#### Standard Sizes

Size	Length	Inside Ø	Outside Ø
51.125.LP□	125mm	27mm	65mm
51.250.LP□	251mm	27mm	65mm
51.500.LP□	508mm	27mm	65mm

#### Standard Grades

Grade	80% Capture Rating
LP10	75µm
LP20	25µm
LP30	10µm
LP40	2µm
LP50	1µm
LP60	0.6µm
LP70	0.4µm
LP80	0.2µm

Replace the □ in the part numbers shown with the grade selected from the table, for example, 51.250.LP 40 Filter Cartridge.



### Filter Housings for LP Cartridges

We can offer our SS series filter housing with internal components suitable for the LP Filter Cartridges. These filter housings can be supplied for pressures up to 400 bar.

To order this type of filter housing add the suffix .LP to the standard part number, for example SS425.621.LP Filter Housing.

Need something special? No problem

Let our skilled designers & engineers take care of every aspect including:

- Port Sizes
- OEM Labeling
- Differential Pressure Indicators
- Sealing Types

# Air Flow Rates

## Disposable Type Filter Elements

### Air flow rates in Nm<sup>3</sup>/hr at stated line pressure with a 0.1 Bar pressure drop

Flow rates will depend on which filter element grade is installed in the filter housing. First check the size of the filter element installed using the housing data sheets and then use the charts below to read the flow rate at the desired pressure against the element grade. Replace the □ in the part number shown with the required grade, for example 12.57.7K would be a grade 7 on the charts below.

The maximum flow rate also depends on the flow path though the housing - for housings with a smaller port size please consult us for the exact figure.

12.32.□	Air Pressure (Bar), 1/4" Port Size										
Grade	1	2	4	7	10	16	34	100	200	350	700
4	1.6	2.6	3.7	5.3	6.3	7.9	11.8	18.4	28.9	36.8	52.5
5	3.2	5.3	7.4	10.5	12.6	15.8	23.6	36.8	57.8	73.5	105.0
6	5.5	9.2	12.9	18.4	22.1	27.6	41.3	64.3	101.1	128.6	183.8
7	6.3	10.5	14.7	21.0	25.2	31.5	47.3	73.5	115.5	147.0	210.0
8	7.1	11.8	16.5	23.6	28.4	35.4	53.2	82.7	129.9	165.4	236.3

12.57.□	Air Pressure (Bar), 1/4" Port Size										
Grade	1	2	4	7	10	16	34	100	200	350	700
4	2.6	4.3	6.0	8.5	10.2	12.8	19.1	29.8	46.8	59.5	85.0
5	5.1	8.5	11.9	17.0	20.4	25.5	38.3	59.5	93.5	119.0	170.0
6	8.9	14.9	20.8	29.8	35.7	44.6	66.9	104.1	163.6	208.3	297.5
7	10.2	17.0	23.8	34.0	40.8	51.0	76.5	119.0	187.0	238.0	340.0
8	11.5	19.1	26.8	38.3	45.9	57.4	86.1	133.9	210.4	267.8	382.5

25.64.□	Air Pressure (Bar), 1/2" Port Size										
Grade	1	2	4	7	10	16	34	100	200	400	700
4	5.6	9.3	13.0	18.5	22.2	27.8	41.6	64.8	101.8	138.8	185.0
5	11.1	18.5	25.9	37.0	44.4	55.5	83.3	129.5	203.5	277.5	370.0
6	19.4	32.4	45.3	64.8	77.7	97.1	145.7	226.6	356.1	485.6	647.5
7	22.2	37.0	51.8	74.0	88.8	111.0	166.5	259.0	407.0	555.0	740.0
8	25.0	41.6	58.3	83.3	99.9	124.9	187.3	291.4	457.9	624.4	832.5

25.178.□	Air Pressure (Bar), 3/4" Port Size										
Grade	1	2	4	7	10	16	34	100	200	400	700
4	15.8	26.3	36.8	52.5	63.0	78.8	118.1	183.8	288.8	393.8	525.0
5	31.5	52.5	73.5	105.0	126.0	157.5	236.3	367.5	577.5	787.5	1050.0
6	55.1	91.9	128.6	183.8	220.5	275.6	413.4	643.1	1010.6	1378.1	1837.5
7	63.0	105.0	147.0	210.0	252.0	315.0	472.5	735.0	1155.0	1575.0	2100.0
8	70.9	118.1	165.4	236.3	283.5	354.4	531.6	826.9	1299.4	1771.9	2362.5

38.152.□	Air Pressure (Bar), 1" Port Size										
Grade	1	2	4	7	10	16	34	100	200	400	
4	20.3	33.8	47.3	67.5	81.0	101.3	151.9	236.3	371.3	506.3	
5	40.5	67.5	94.5	135.0	162.0	202.5	303.8	472.5	742.5	1012.5	
6	70.9	118.1	165.4	236.3	283.5	354.4	531.6	826.9	1299.4	1771.9	
7	81.0	135.0	189.0	270.0	324.0	405.0	607.5	945.0	1485.0	2025.0	
8	91.1	151.9	212.6	303.8	364.5	455.6	683.4	1063.1	1670.6	2278.1	

51.230.□	Air Pressure (Bar), 2" Port Size										
Grade	1	2	4	7	10	16	34	100	200	400	
4	41.9	69.8	97.7	139.5	167.4	209.3	313.9	488.3	767.3	1046.3	
5	83.7	139.5	195.3	279.0	334.8	418.5	627.8	976.5	1534.5	2092.5	
6	146.5	244.1	341.8	488.3	585.9	732.4	1098.6	1708.9	2685.4	3661.9	
7	167.4	279.0	390.6	558.0	669.6	837.0	1255.5	1953.0	3069.0	4185.0	
8	188.3	313.9	439.4	627.8	753.3	941.6	1412.4	2197.1	3452.6	4708.1	

51.476.□	Air Pressure (Bar), 2" Port Size										
Grade	1	2	4	7	10	16	34	100	200	400	
4	86.9	144.8	202.7	289.5	347.4	434.3	651.4	1013.3	1592.3	2171.3	
5	173.7	289.5	405.3	579.0	694.8	868.5	1302.8	2026.5	3184.5	4342.5	
6	304.0	506.6	709.3	1013.3	1215.9	1519.9	2279.8	3546.4	5572.9	7599.4	
7	347.4	579.0	810.6	1158.0	1389.6	1737.0	2605.5	4053.0	6369.0	8685.0	
8	390.8	651.4	911.9	1302.8	1563.3	1954.1	2931.2	4559.6	7165.1	9770.6	

**Notes** (1) The above flow rates are for air at 20°C. Flow rates for other gases can be derived from relative viscosity data.

(2) Flow rates are generally proportional to pressure drop. If an initial drop of 0.2 bar can be tolerated flow rates can be doubled.

# Air Flow Rates

## Stainless Steel Filter Elements

### Air flow rates in Nm<sup>3</sup>/hr at stated line pressure with a 0.1 Bar pressure drop

Flow rates will depend on which filter element grade is installed in the filter housing. First check the size of the filter element installed using the housing data sheets and then use the charts below to read the flow rate at the desired pressure against the element grade. Replace the □ in the part number shown with the required grade, for example 12.57.S2V would be a grade S2 on the charts below.

The maximum flow rate also depends on the flow path though the housing - for housings with a smaller port size please consult us for the exact figure.

12.32.□	Air Pressure (Bar), 1/4" Port Size										
Grade	1	2	4	7	10	16	34	100	200	350	700
S1	0.5	0.8	1.1	1.5	1.8	2.3	3.4	5.3	8.3	10.5	15.0
S2	0.9	1.5	2.1	3.0	3.6	4.5	6.8	10.5	16.5	21.0	30.0
S10	2.1	3.5	4.9	7.0	8.4	10.5	15.8	24.5	38.5	49.0	70.0
S20	2.6	4.3	6.0	8.5	10.2	12.8	19.1	29.8	46.8	59.5	85.0
S40	2.8	4.7	6.5	9.4	13.2	14.0	21.0	32.7	51.4	77.0	110.0
S100	4.3	7.2	10.1	14.5	20.4	21.7	32.5	50.6	79.5	119.0	170.0
S200	5.7	9.6	13.4	19.1	27.0	28.7	43.0	66.9	105.2	157.5	225.0

12.57.□	Air Pressure (Bar), 1/4" Port Size										
Grade	1	2	4	7	10	16	34	100	200	350	700
S1	0.8	1.3	1.8	2.6	3.1	3.8	5.7	8.9	14.0	17.9	25.5
S2	1.5	2.6	3.6	5.1	6.1	7.7	11.5	17.9	28.1	35.7	51.0
S10	3.6	6.0	8.3	11.9	14.3	17.9	26.8	41.7	65.5	83.3	119.0
S20	4.3	7.2	10.1	14.5	17.3	21.7	32.5	50.6	79.5	101.2	144.5
S40	4.8	7.9	11.1	15.9	22.4	23.8	35.8	55.6	87.4	130.9	187.0
S100	7.4	12.3	17.2	24.6	34.7	36.8	55.3	86.0	135.1	202.3	289.0
S200	9.8	16.3	22.8	32.5	45.9	48.8	73.2	113.8	178.8	267.8	382.5

25.64.□	Air Pressure (Bar), 1/2" Port Size										
Grade	1	2	4	7	10	16	34	100	200	400	700
S1	1.8	2.9	4.1	5.9	7.0	8.8	13.2	20.5	32.2	43.9	58.5
S2	3.5	5.9	8.2	11.7	14.0	17.6	26.3	41.0	64.4	87.8	117.0
S10	8.2	13.7	19.1	27.3	32.8	41.0	61.4	95.6	150.2	204.8	273.0
S20	9.9	16.6	23.2	33.2	39.8	49.7	74.6	116.0	182.3	248.6	331.5
S40	10.9	18.2	25.5	36.5	51.5	54.7	82.0	127.6	200.6	321.8	429.0
S100	16.9	28.2	39.4	56.4	79.6	84.5	126.8	197.2	310.0	497.3	663.0
S200	22.4	37.3	52.2	74.6	105.3	111.9	167.8	261.1	410.2	658.1	877.5

25.178.□	Air Pressure (Bar), 3/4" Port Size										
Grade	1	2	4	7	10	16	34	100	200	400	700
S1	5.2	8.6	12.1	17.3	20.7	25.9	38.8	60.4	94.9	129.4	172.5
S2	10.4	17.3	24.2	34.5	41.4	51.8	77.6	120.8	189.8	258.8	345.0
S10	24.2	40.3	56.4	80.5	96.6	120.8	181.1	281.8	442.8	603.8	805.0
S20	29.3	48.9	68.4	97.8	117.3	146.6	219.9	342.1	537.6	733.1	977.5
S40	32.3	53.8	75.3	107.5	151.8	161.3	241.9	376.3	591.4	948.8	1265.0
S100	49.9	83.1	116.3	166.2	234.6	249.3	373.9	581.6	914.0	1466.3	1955.0
S200	66.0	110.0	154.0	219.9	310.5	329.9	494.9	769.8	1209.7	1940.6	2587.5

38.152.□	Air Pressure (Bar), 1" Port Size										
Grade	1	2	4	7	10	16	34	100	200	400	
S1	6.8	11.3	15.8	22.5	27.0	33.8	50.6	78.8	123.8	168.8	
S2	15.8	26.3	36.8	52.5	63.0	78.8	118.1	183.8	288.8	393.8	
S10	31.5	52.5	73.5	105.0	126.0	157.5	236.3	367.5	577.5	787.5	
S20	38.3	63.8	89.3	127.5	153.0	191.3	286.9	446.3	701.3	956.3	
S40	42.1	70.1	98.2	140.3	198.0	210.4	315.6	490.9	771.4	1237.5	
S100	65.0	108.4	151.7	216.8	306.0	325.1	487.7	758.6	1192.1	1912.5	
S200	86.1	143.4	200.8	286.9	405.0	430.3	645.5	1004.1	1577.8	2531.3	

51.230.□	Air Pressure (Bar), 2" Port Size										
Grade	1	2	4	7	10	16	34	100	200	400	
S1	13.5	22.5	31.5	45.0	54.0	67.5	101.3	157.5	247.5	337.5	
S2	27.0	45.0	63.0	90.0	108.0	135.0	202.5	315.0	495.0	675.0	
S10	63.0	105.0	147.0	210.0	252.0	315.0	472.5	735.0	1155.0	1575.0	
S20	76.5	127.5	178.5	255.0	306.0	382.5	573.8	892.5	1402.5	1912.5	
S40	84.2	140.3	196.4	280.5	396.0	420.8	631.1	981.8	1542.8	2475.0	
S100	130.1	216.8	303.5	433.5	612.0	650.3	975.4	1517.3	2384.3	3825.0	
S200	172.1	286.9	401.6	573.8	810.0	860.6	1290.9	2008.1	3155.6	5062.5	

51.476.□	Air Pressure (Bar), 2" Port Size										
Grade	1	2	4	7	10	16	34	100	200	400	
S1	28.4	47.3	66.2	94.5	113.4	141.8	212.6	330.8	519.8	708.8	
S2	56.7	94.5	132.3	189.0	226.8	283.5	425.3	661.5	1039.5	1417.5	
S10	132.3	220.5	308.7	441.0	529.2	661.5	992.3	1543.5	2425.5	3307.5	
S20	160.7	267.8	374.9	535.5	642.6	803.3	1204.9	1874.3	2945.3	4016.3	
S40	176.7	294.5	412.3	589.1	831.6	883.6	1325.4	2061.7	3239.8	5197.5	
S100	273.1	455.2	637.2	910.4	1285.2	1365.5	2048.3	3186.2	5006.9	8032.5	
S200	361.5	602.4	843.4	1204.9	1701.0	1807.3	2711.0	4217.1	6626.8	10631.3	

**Notes** (1) The above flow rates are for air at 20°C. Flow rates for other gases can be derived from relative viscosity data.

(2) Flow rates are generally proportional to pressure drop. If an initial drop of 0.2 bar can be tolerated flow rates can be doubled.

# Air Flow Rates

## PTFE & PE Filter Elements

### Air flow rates in Nm<sup>3</sup>/hr at stated line pressure with a 0.1 Bar pressure drop

Flow rates will depend on which filter element grade is installed in the filter housing. First check the size of the filter element installed using the housing data sheets and then use the charts below to read the flow rate at the desired pressure against the element grade. Replace the □ in the part number shown with the required grade, for example 12.57.T20 would be a grade T20 on the charts below.

The maximum flow rate also depends on the flow path though the housing - for housings with a smaller port size please consult us for the exact figure.

12.32.□		Air Pressure (Bar), 1/4" Port Size										
Grade		1	2	4	7	10	16	34	100	200	400	700
T2	PE2	0.2	0.3	0.4	0.5	0.6	0.8	1.1	1.8	2.8	3.5	5.0
	PE10	0.5	0.8	1.1	1.5	1.8	2.3	3.4	5.3	8.3	10.5	15.0
T20	PE20	0.7	1.1	1.6	2.3	2.7	3.4	5.1	7.9	12.4	15.8	22.5
T40	PE40	1.0	1.6	2.3	3.3	3.9	4.9	7.3	11.4	17.9	22.8	32.5
	PE100	1.1	1.9	2.6	3.8	4.5	5.6	8.4	13.1	20.6	26.3	37.5

12.57.□		Air Pressure (Bar), 1/4" Port Size										
Grade		1	2	4	7	10	16	34	100	200	400	700
T2	PE2	0.3	0.5	0.6	0.9	1.1	1.4	2.0	3.2	5.0	6.3	9.0
	PE10	0.8	1.4	1.9	2.7	3.2	4.1	6.1	9.5	14.9	18.9	27.0
T20	PE20	1.2	2.0	2.8	4.1	4.9	6.1	9.1	14.2	22.3	28.4	40.5
T40	PE40	1.8	2.9	4.1	5.9	7.0	8.8	13.2	20.5	32.2	41.0	58.5
	PE100	2.0	3.4	4.7	6.8	8.1	10.1	15.2	23.6	37.1	47.3	67.5

25.64.□		Air Pressure (Bar), 1/2" Port Size										
Grade		1	2	4	7	10	16	34	100	200	400	700
T2	PE2	0.6	1.0	1.4	2.0	2.4	3.0	4.5	7.0	11.0	15.0	20.0
	PE10	1.8	3.0	4.2	6.0	7.2	9.0	13.5	21.0	33.0	45.0	60.0
T20	PE20	2.7	4.5	6.3	9.0	10.8	13.5	20.3	31.5	49.5	67.5	90.0
T40	PE40	3.9	6.5	9.1	13.0	15.6	19.5	29.3	45.5	71.5	97.5	130.0
	PE100	4.5	7.5	10.5	15.0	18.0	22.5	33.8	52.5	82.5	112.5	150.0

25.178.□		Air Pressure (Bar), 3/4" Port Size										
Grade		1	2	4	7	10	16	34	100	200	400	700
T2	PE2	1.7	2.9	4.1	5.8	7.0	8.7	13.1	20.3	31.9	43.5	58.0
	PE10	5.2	8.7	12.2	17.4	20.9	26.1	39.2	60.9	95.7	130.5	174.0
T20	PE20	7.8	13.1	18.3	26.1	31.3	39.2	58.7	91.4	143.6	195.8	261.0
T40	PE40	11.3	18.9	26.4	37.7	45.2	56.6	84.8	132.0	207.4	282.8	377.0
	PE100	13.1	21.8	30.5	43.5	52.2	65.3	97.9	152.3	239.3	326.3	435.0

38.152.□		Air Pressure (Bar), 1" Port Size									
Grade		1	2	4	7	10	16	34	100	200	400
T2	PE2	2.3	3.8	5.3	7.5	9.0	11.3	16.9	26.3	41.3	56.3
	PE10	6.8	11.3	15.8	22.5	27.0	33.8	50.6	78.8	123.8	168.8
T20	PE20	10.1	16.9	23.6	33.8	40.5	50.6	75.9	118.1	185.6	253.1
T40	PE40	14.6	24.4	34.1	48.8	58.5	73.1	109.7	170.6	268.1	365.6
	PE100	16.9	28.1	39.4	56.3	67.5	84.4	126.6	196.9	309.4	421.9

51.230.□		Air Pressure (Bar), 2" Port Size									
Grade		1	2	4	7	10	16	34	100	200	400
T2	PE2	4.5	7.5	10.5	15.0	18.0	22.5	33.8	52.5	82.5	112.5
	PE10	13.5	22.5	31.5	45.0	54.0	67.5	101.3	157.5	247.5	337.5
T20	PE20	20.3	33.8	47.3	67.5	81.0	101.3	151.9	236.3	371.3	506.3
T40	PE40	29.3	48.8	68.3	97.5	117.0	146.3	219.4	341.3	536.3	731.3
	PE100	33.8	56.3	78.8	112.5	135.0	168.8	253.1	393.8	618.8	843.8

51.476.□		Air Pressure (Bar), 2" Port Size									
Grade		1	2	4	7	10	16	34	100	200	400
T2	PE2	9.3	15.5	21.7	31.0	37.2	46.5	69.8	108.5	170.5	232.5
	PE10	27.9	46.5	65.1	93.0	111.6	139.5	209.3	325.5	511.5	697.5
T20	PE20	27.9	69.8	97.7	139.5	167.4	209.3	313.9	488.3	767.3	1046.3
T40	PE40	60.5	100.8	141.1	201.5	241.8	302.3	453.4	705.3	1108.3	1511.3
	PE100	69.8	116.3	162.8	232.5	279.0	348.8	523.1	813.8	1278.8	1743.8

**Notes** (1) The above flow rates are for air at 20°C. Flow rates for other gases can be derived from relative viscosity data.

(2) Flow rates are generally proportional to pressure drop. If an initial drop of 0.2 bar can be tolerated flow rates can be doubled.



# Liquid Flow Rates

## Stainless Steel Filter Elements

### Liquid flow rates in Ltrs/hr at 0.15 Bar pressure drop

Flow rates will depend on which filter element grade is installed in the filter housing. First check the size of the filter element using the housing data sheets and then use the charts below to read the flow rate against the element grade. Replace the □ in the part number shown with the required grade, for example 12.57.S20V

The figures shown here are based on the viscosity of water and oil (32cSt). See note (4) for other liquids.

12.32.□	Flow Rates in Ltrs/hr 1/8" Port Sizes							
	S1	S2	S5	S10	S20	S40	S100	S200
Water	3.0	7.0	16	33	66	98	131	262
Oil (32 cSt)	0.1	0.2	0.6	1.2	2.4	3.5	4.7	9.4

12.57.□	Flow Rates in Ltrs/hr for 1/4" Port Sizes							
	S1	S2	S5	S10	S20	S40	S100	S200
Water	6	12	31	61	122	183	244	489
Oil (32 cSt)	0.2	0.4	1.1	2.2	4.4	6.6	8.8	17.5

25.64.□	Flow Rates in Ltrs/hr for 1/4" Port Sizes							
	S1	S2	S5	S10	S20	S40	S100	S200
Water	14	29	72	144	287	481	575	720 <sup>(5)</sup>
Oil (32 cSt)	0.5	1.0	2.6	5.2	10.3	15.5	20.6	25.8 <sup>(5)</sup>

25.178.□	Flow Rates in Ltrs/hr for 1/2" Port Sizes							
	S1	S2	S5	S10	S20	S40	S100	S200
Water	41	82	206	412	825	1080 <sup>(5)</sup>	1080 <sup>(5)</sup>	1080 <sup>(5)</sup>
Oil (32 cSt)	1.5	3.0	7.4	14.8	29.6	38.7 <sup>(5)</sup>	38.7 <sup>(5)</sup>	38.7 <sup>(5)</sup>

38.152.□	Flow Rates in Ltrs/hr for 3/4" Port Sizes							
	S1	S2	S5	S10	S20	S40	S100	S200
Water	53	107	267	534	1067	1601	2135	4269
Oil (32 cSt)	1.9	3.8	9.6	16.1	38.2	57.4	76.5	153.0

51.230.□	Flow Rates in Ltrs/hr for 1" Port Sizes							
	S1	S2	S5	S10	S20	S40	S100	S200
Water	109	218	546	1091	2182	3273	4364	6840 <sup>(5)</sup>
Oil (32 cSt)	3.9	7.8	19.6	39.1	78.2	117.3	156.4	245.1 <sup>(5)</sup>

51.476.□	Flow Rates in Ltrs/hr for 2" Port Sizes							
	S1	S2	S5	S10	S20	S40	S100	S200
Water	227	455	1137	2274	4547	6821	9094	18188
Oil (32 cSt)	8.1	16.3	40.7	81.5	163.0	224.4	325.9	651.8

- Notes**
- (1) The above flow rates are for water and oil at 20°C. Flow rates for other liquids can be derived from relative viscosity data.
  - (2) Flow rates are generally proportional to pressure drop. If an initial drop of 0.2 bar can be tolerated flow rates can be doubled.
  - (3) Flow rates are generally inversely proportional to liquid viscosity.
  - (4) Water = 1 centipoise, for higher viscosity liquids divide the flow rates by the actual viscosity in centipoise.
  - (5) Flow rate limited by the port dimensions. Please contact us to discuss larger port options..

# PTFE Membranes

## Grades & Dimensions

**PTFE porous membranes are manufactured from a pure PTFE. They have a good strength, but remain flexible for easy installation. PTFE membranes are extremely inert and have very low absorption levels.**

Microscopic pores in the membrane allow the gas to flow through easily, but even the smallest liquid aerosols are prevented. The high surface tension of the liquid molecules causes them to be formed tightly together making them too large to fit through the pores of the membrane.

PTFE membranes are available in a range of standard diameters. These are based on traditional industry standard sizes and allow the elements to be installed in other proprietary equipment.

### Standard Sizes

MT.19.□ MT.33.□ MT.47.□ MT.61.□ MT.89.□ MT.101.□

Replace the □ in the part numbers with the grade from the tables below.

### Standard Grades (Gas Applications)

Grade	Type	Pore Size	Thickness
<b>M1</b>	Hydrophobic	0.1µm	50µm
<b>M2</b>	Hydrophobic	0.8µm	50µm
<b>M3</b>	Hydrophobic & Oleophobic	0.1µm	50µm
<b>M4</b>	Hydrophobic & Oleophobic	0.8µm	50µm

## Liquid/Liquid Applications

The principles are the same as for the gas application membranes - the higher surface tension of the water molecules cause them to be formed tightly together making them too large to fit through the pores of the membrane.

The M8 and M9 grades have a special support layer on the reverse of the membrane to increase the maximum pressure drop.

To ensure water is removed from the liquid hydrocarbon stream, the contact time with the membrane should be maximised and the SML housings feature a special flow-path to do this.


### Standard Grades (Liquid/Liquid Applications)

Grade	Type	Pore Size	Thickness
<b>M8</b>	Hydrophobic with PE Support Layer	0.8 µm	150 µm
<b>M9</b>	Hydrophobic with PP Support Layer	0.8 µm	150 µm

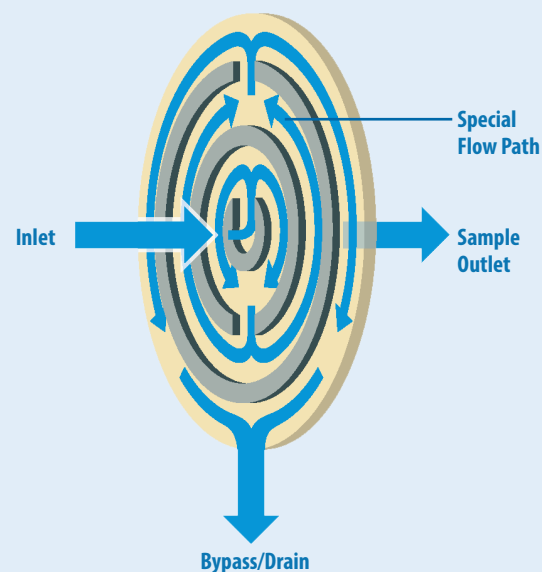
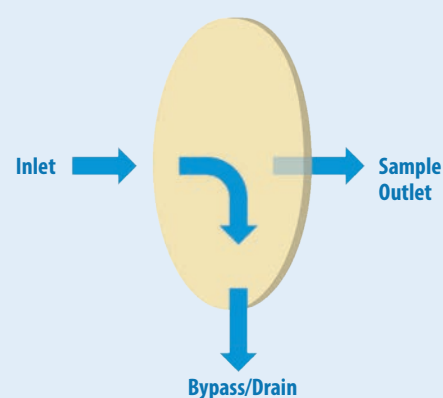
## Special Sizes

Special size membranes can also be manufactured in a range of different diameters.

Please enquire with any specific requirements.



PTFE Membrane



### Gas and Liquid Flow rates in litres/hr at 0.1 Bar pressure drop

Flow rates will depend on which membrane grade is installed in the membrane housing. First check the size of the filter element using the housing data sheets and then refer to the charts below to read the flow rate against the membrane grade. Replace the □ in the part number shown with the required grade, for example MT.33.M2

For housings that have two membranes installed, the flow rates can be doubled.

#### Gas Flow Rates

##### MT.19.□

Grade	Air
M1	9
M2	275
M3	9
M4	275

##### MT.33.□

Grade	Air
M1	15
M2	480
M3	15
M4	480

##### MT.47.□

Grade	Air
M1	22
M2	685
M3	22
M4	685

##### MT.61.□

Grade	Air
M1	29
M2	890
M3	29
M4	890

##### MT.89.□

Grade	Air
M1	42
M2	1290
M3	42
M4	1290

##### MT.101.□

Grade	Air
M1	48
M2	1450
M3	48
M4	1450

#### Liquid/Liquid Flow Rates

##### MT.19.□

Grade	Gasolene	Kerosene	Diesel
M8	24.6	10.6	9.0
M9	24.6	10.6	9.0

##### MT.33.□

Grade	Gasoline	Kerosene	Diesel
M8	42.7	18.4	15.7
M9	42.7	18.4	15.7

##### MT.47.□

Grade	Gasoline	Kerosene	Diesel
M8	60	26	22
M9	60	26	22

##### MT.61.□

Grade	Gasoline	Kerosene	Diesel
M8	79	34	29
M9	79	34	29

##### MT.89.□

Grade	Gasoline	Kerosene	Diesel
M8	115	49	42
M9	115	49	42

##### MT.101.□

Grade	Gasoline	Kerosene	Diesel
M8	130	56	48
M9	130	56	48

**Notes** (1) Flow rates are generally proportional to pressure drop. If an initial drop of 0.2 bar can be tolerated flow rates can be doubled.

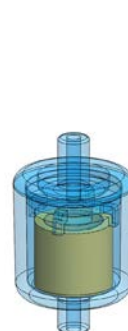
**Materials** Polyamide & PVDF  
**Pressure** Up to 8 Bar  
**Ports** 1/4" or 6mm Spigots  
**Element** 12.16.□ & 12.32.□

Disposable In-Line Filters (DIF.M and DIF) consist of permanently welded housings with encapsulated microfibre filter elements. This makes them ideal for portable analysers and other analysis systems requiring a robust and easily replaceable filter.


A choice of body materials makes them suitable for a wide range of chemical environments. The units on this page are designed for particulate removal in gas and liquid applications. The K type filter element is fitted as standard, but other element types can also be installed.

Replace the □ in the part number with the grade required, for example DIF.N5K

For larger size DIFs see data sheet CF/2.1/050a.



DIF.MN□



DIF.N□

## Technical Specifications

Housing Model (1)	DIF.MN□	DIF.MN□.6mm	DIF.MK□	DIF.MK□.6mm	DIF.N□	DIF.N□.6mm	DIF.K□	DIF.K□.6mm
Port Spigot Size	Ø 1/4"	Ø 6mm	Ø 1/4"	Ø 6mm	Ø 1/4"	Ø 6mm	Ø 1/4"	Ø 6mm
<b>Maximum Pressure, Bar</b>	8	8	4	4	8	8	4	4
<b>Maximum Temperature, °C</b>								
At 0 Bar	110	110	110	110	110	110	110	110
At Maximum Pressure,	50	50	50	50	50	50	50	50
<b>Materials of Construction (2)</b>								
Body	PA	PA	PVDF	PVDF	PA	PA	PVDF	PVDF
Filter Element Size	12.16	12.16	12.16	12.16	12.32	12.32	12.32	12.32
Standard Element (3)	K Type	K Type	K Type	K Type	K Type	K Type	K Type	K Type
<b>Principal Dimensions in mm</b>								
Diameter	25	25	25	25	25	25	25	25
Body Length	27.5	27.5	27.5	27.5	43.5	43.5	43.5	43.5
Spigot Length	7.5	7.5	7.5	7.5	20	20	20	20
Volume, cc	6	6	6	6	11	11	11	11

### Notes

(1) Replace the □ with the grade required, e.g. DIF.N5K

(2) Material abbreviations, PA = Polyamide, PVDF = Polyvinylidene difluoride

(3) Other binder types available to order



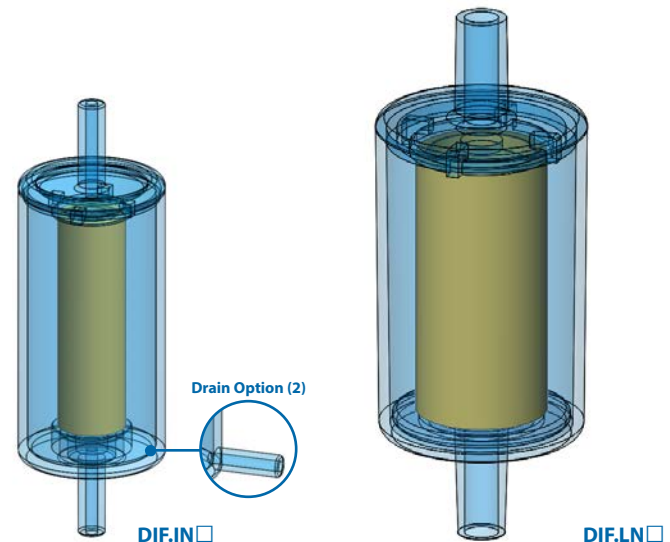
<b>Materials</b>	<b>Polyamide &amp; PVDF</b>
<b>Pressure</b>	<b>Up to 8 Bar</b>
<b>Ports</b>	<b>1/4" or 1/2" Spigots</b>
<b>Element</b>	<b>12.57.□ &amp; 25.64.□</b>

Disposable In-Line Filters (DIF.I & DIF.L) consist of permanently welded housings with encapsulated microfibre filter elements. This makes them ideal for portable analysers and other analysis systems requiring a robust and easily replaceable filter.

A choice of body materials makes them suitable for a wide range of chemical environments. The units on this page are designed for particulate removal in gas and liquid applications. The K type filter element is fitted as standard, but other element types can also be installed.

The DIF.IN & DIF.IK can be supplied with a drain port spigot for coalescing applications.

Replace the □ in the part number with the grade required, for example DIF.LN5K



## Technical Specifications

Housing Model (1&2)	DIF.IN□	DIF.IK□	DIF.LN□	DIF.LN□.201	DIF.LK□	DIF.LK□.201
Port Spigot Size	Ø 1/4"	Ø 1/4"	Ø 1/2"	1/4" NPT(M)	Ø 1/2"	1/4" NPT(M)
<b>Maximum Pressure, Bar</b>	8	4	8	8	4	4
<b>Maximum Temperature, °C</b>						
At 0 Bar	110	120	110	110	120	120
At Maximum Pressure,	50	50	50	50	50	50
<b>Materials of Construction (3)</b>						
Body	PA	PVDF	PA	PA	PVDF	PVDF
Filter Element Size	12.57	12.57	25.64	25.64	25.64	25.64
Standard Element (4)	K Type	K Type	K Type	K Type	K Type	K Type
<b>Principal Dimensions in mm</b>						
Diameter	36.5	36.5	51	51	51	51
Body Length	73.5	73.5	79	79	79	79
Spigot Length	20	20	24	24	24	24
Volume, cc	50	50	110	110	110	110

### Notes

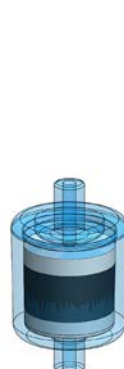
- (1) Replace the □ with the grade required, e.g. DIF.IN5K
- (2) DIF.IN and DIF.IK has the drain port option when fitted with a coalescing filter element e.g. DIF.IN5CK
- (3) Material abbreviations, PA = Polyamide, PVDF = Polyvinylidene difluoride
- (4) Other binder types available to order

**Materials** Polyamide & PVDF  
**Pressure** Up to 8 Bar  
**Ports** 1/4" or 6mm Spigots  
**Adsorbers** Various

Disposable In-Line Adsorbers (DIA) consist of polyamide or PVDF bodies filled with granular adsorption material with integral inlet and outlet filter pads. Four body sizes are available giving a range of volumes.

Flow rates are the same as for grade 5 elements in the same size bodies. However, with adsorption more important considerations will be the volume of adsorbent and the contact time.

A range of adsorber materials are available, these are listed below. Replace the □ in the part number with the type required.



DIA.MN□



DIA.N□

## Technical Specifications

Housing Model (1)	DIA.MN□	DIA.MK□	DIA.N□	DIA.N□.6mm	DIA.K□	DIA.K□.6mm
Port Spigot Size	Ø 1/4"	Ø 1/4"	Ø 1/4"	Ø 6mm	Ø 1/4"	Ø 6mm
<b>Maximum Pressure, Bar</b>	8	4	8	8	4	4
<b>Maximum Temperature, °C</b>						
At 0 Bar	110	110	110	110	110	110
At Maximum Pressure	50	50	50	50	50	50
<b>Materials of Construction (2)</b>						
Body	PA	PVDF	PA	PA	PVDF	PVDF
Adsorber (see table below)						
<b>Principal Dimensions in mm</b>						
Diameter	25	25	25	25	25	25
Body Length	27.5	27.5	43.5	43.5	43.5	43.5
Spigot Length	7.5	7.5	20	20	20	20
Volume, cc	6	6	11	11	11	11

Grade	Adsorber	Principle Uses
01	Activated Carbon Granules	Removal of hydrocarbons and other organic vapours
02	Activated Carbon Cloth	Removal of hydrocarbons and other organic vapours
03	Molecular Sieve 4A	Removal of CO <sub>2</sub> , NH <sub>3</sub> , H <sub>2</sub> S, SO <sub>x</sub>
04	Molecular Sieve 13X	Removal of CO <sub>2</sub> , NH <sub>3</sub> , H <sub>2</sub> S, SO <sub>x</sub> , aromatics, amines
05	Silica Gel (Blue)	Removal of water vapour
05a	Silica Gel (Orange)	Removal of water vapour
06	Mixed Bases (Soda Lime)	Removal of acidic gases, CO <sub>2</sub> , SO <sub>x</sub> , NO <sub>x</sub> , HCl
07	Potassium Permanganate	Removal of SO <sub>x</sub> and other acidic gases
08	Hopcalite	Removal of CO by catalytic conversions to CO <sub>2</sub>
11	Activated Carbon Granules	Removal of Glycol
12	Calcium Carbonate	Gas Scrubbing
14	Copper Sulphate	Removal of Ammonia
15	Ferrous Sulphate	Gas Scrubbing

### Notes

(1) Replace the □ with the adsorber required, e.g. DIA.N01

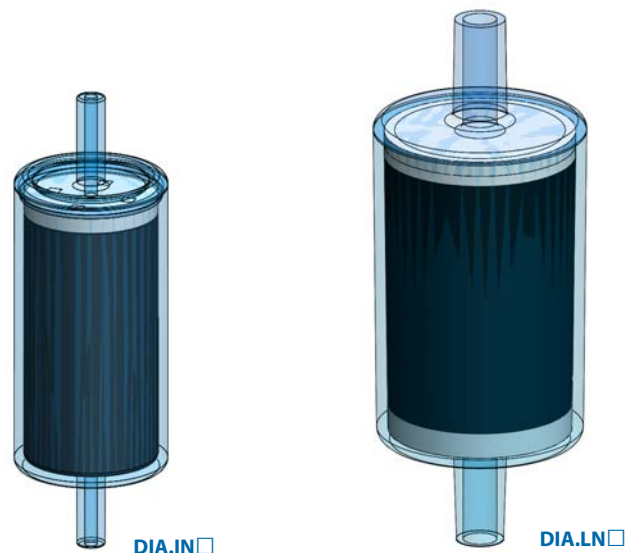
(2) Material abbreviations, PA = Polyamide, PVDF = Polyvinylidene difluoride

**Materials** Polyamide & PVDF  
**Pressure** Up to 8 Bar  
**Ports** 1/4" or 1/2" Spigots  
**Adsorbers** Various

Disposable In-Line Adsorbers (DIA) consist of polyamide or PVDF bodies filled with granular adsorption material with integral inlet and outlet filter pads. Four body sizes are available giving a range of volumes.

Flow rates are the same as for grade 5 elements in the same size bodies. However, with adsorption more important considerations will be the volume of adsorbent and the contact time.

A range of adsorber materials are available, these are listed below. Replace the □ in the part number with the type required.



## Technical Specifications

Housing Model (1)	DIA.IN□	DIA.IK□	DIA.LN□	DIA.LN□.201	DIA.LK□	DIA.LN□.201
Port Spigot Size	Ø 1/4"	Ø 1/4"	Ø 1/2"	1/4" NPT(M)	Ø 1/2"	1/4" NPT(M)
<b>Maximum Pressure, Bar</b>	8	4	8	8	4	4
<b>Maximum Temperature, °C</b>						
At 0 Bar	110	110	110	110	110	110
At Maximum Pressure	50	50	50	50	50	50
<b>Materials of Construction (2)</b>						
Body	PA	PVDF	PA	PA	PVDF	PVDF
Adsorber (see table below)						
<b>Principal Dimensions in mm</b>						
Diameter	36.5	36.5	51	51	51	51
Body Length	73.5	73.5	79	79	79	79
Spigot Length	20	20	24	24	24	24
Volume, cc	50	50	110	110	110	110

Grade	Adsorber	Principle Uses
01	Activated Carbon Granules	Removal of hydrocarbons and other organic vapours
02	Activated Carbon Cloth	Removal of hydrocarbons and other organic vapours
03	Molecular Sieve 4A	Removal of CO <sub>2</sub> , NH <sub>3</sub> , H <sub>2</sub> S, SO <sub>x</sub>
04	Molecular Sieve 13X	Removal of CO <sub>2</sub> , NH <sub>3</sub> , H <sub>2</sub> S, SO <sub>x</sub> , aromatics, amines
05	Silica Gel (Blue)	Removal of water vapour
05a	Silica Gel (Orange)	Removal of water vapour
06	Mixed Bases (Soda Lime)	Removal of acidic gases, CO <sub>2</sub> , SO <sub>x</sub> , NO <sub>x</sub> , HCl
07	Potassium Permanganate	Removal of SO <sub>x</sub> and other acidic gases
08	Hopcalite	Removal of CO by catalytic conversions to CO <sub>2</sub>
11	Activated Carbon Granules	Removal of Glycol
12	Calcium Carbonate	Gas Scrubbing
14	Copper Sulphate	Removal of Ammonia
15	Ferrous Sulphate	Gas Scrubbing

### Notes

(1) Replace the □ with the adsorber required, e.g. DIA.N01

(2) Material abbreviations, PA = Polyamide, PVDF = Polyvinylidene difluoride

## Vapour Adsorption

Coalescing filter elements will only remove liquid aerosols and droplets. If there is a liquid in vapour form to be removed then an adsorber cartridge should be used in an additional housing as a final stage.


Adsorption cartridges can also be used to remove elements of a gas, for example acidic gases. A range of adsorber materials are available and these are listed below.

## Cartridge Types

We have three different styles of adsorber cartridge available, each designed for a particular filter housing.

The AD and AT types can be installed into a standard housing. The AS is designed for small stainless steel housings and to install this type, the housing tie rod should be removed.

Refer to the housing data sheets to select the correct size and type of cartridge required.



## Technical Specifications

Cartridge Type (1)	□.AD□	□.AT□	□.AS□
<b>Maximum Temperature, °C</b>	50	50	50
<b>Materials of Construction</b>			
Body	Microfibre Filters	Acrylic	Acrylic
End Caps	PA	PA	PA
Seal	Viton	Viton	Viton
Filter Pads	-	PE	PE
Spring	-	-	SS
Adsorber (see table below)			

## Standard Sizes

12.32. □   12.57. □   25.64. □   25.178. □   32.152. □   51.230. □   51.476. □

Grade	Adsorber	Principle Uses
01	Activated Carbon Granules	Removal of hydrocarbons and other organic vapours
02	Activated Carbon Cloth	Removal of hydrocarbons and other organic vapours
03	Molecular Sieve 4A	Removal of CO <sub>2</sub> , NH <sub>3</sub> , H <sub>2</sub> S, SO <sub>x</sub>
04	Molecular Sieve 13X	Removal of CO <sub>2</sub> , NH <sub>3</sub> , H <sub>2</sub> S, SO <sub>x</sub> , aromatics, amines
05	Silica Gel (Blue)	Removal of water vapour
05a	Silica Gel (Orange)	Removal of water vapour
06	Mixed Bases (Soda Lime)	Removal of acidic gases, CO <sub>2</sub> , SO <sub>x</sub> , NO <sub>x</sub> , HCl
07	Potassium Permanganate	Removal of SO <sub>x</sub> and other acidic gases
08	Hopcalite	Removal of CO by catalytic conversions to CO <sub>2</sub>
11	Activated Carbon Granules	Removal of Glycol
12	Calcium Carbonate	Gas Scrubbing
14	Copper Sulphate	Removal of Ammonia
15	Ferrous Sulphate	Gas Scrubbing

### Notes

(1) Replace the first □ with the cartridge size and the second □ with the adsorber required, e.g. 12.57.AS01



## Vapour Adsorption Columns


Our in-line Adsorption Housings are for the adsorption of various vapours and gas types within a gas stream and provide a simple, low-cost solution. Adsorption columns can also be used to remove specific elements of a gas, for example acidic gases.

The media can easily be replaced as the housings have a threaded connection and o-ring seals at each end. Replaceable filter pads are included to contain the media and also remove any loose particles from the granules. It is recommended to use a coalescing filter housing as a pre-filter to remove liquid aerosols and droplets.

## Granular Adsorber Media

A range of granular adsorber materials are available and these are listed below together with the principle uses. We are pleased to advise about any special applications you may have.

The media is supplied in resealable plastic containers and two sizes are available, 1 litre or 4 litres.



NAD.38.150

## Technical Specifications

Housing Model	NAD.38.150	NAD.38.250	NAD.50.200	NAD.50.350	NAD.70.250	NAD.70.450	NAD.70.650	NAD.100.450	NAD.100.650
Port Sizes	1/4" NPT	1/4" NPT	1/4" NPT	1/4" NPT	1/4" NPT	1/4" NPT	1/4" NPT	1/4" NPT	1/4" NPT
Maximum Pressure, Bar	6	6	5	5	3	3	3	2	2
Maximum Temperature, °C	50	50	50	50	50	50	50	50	50
<b>Materials of Construction</b>									
Body	Acrylic	Acrylic	Acrylic	Acrylic	Acrylic	Acrylic	Acrylic	Acrylic	Acrylic
End Caps	POM	POM	POM	POM	POM	POM	POM	POM	POM
Filter Pads	PE	PE	PE	PE	PE	PE	PE	PE	PE
<b>Principal Dimensions in mm</b>									
Diameter	38	38	50	50	70	70	70	100	100
Height	150	250	200	350	250	450	650	450	650
Volume, cc	80	160	215	440	610	1255	1900	2700	4100

Grade	Adsorber	Principle Uses
01	Activated Carbon Granules	Removal of hydrocarbons and other organic vapours
03	Molecular Sieve 4A	Removal of CO <sub>2</sub> , NH <sub>3</sub> , H <sub>2</sub> S, SO <sub>x</sub>
04	Molecular Sieve 13X	Removal of CO <sub>2</sub> , NH <sub>3</sub> , H <sub>2</sub> S, SO <sub>x</sub> , aromatics, amines
05	Silica Gel (Blue)	Removal of water vapour
05a	Silica Gel (Orange)	Removal of water vapour
06	Mixed Bases (Soda Lime)	Removal of acidic gases, CO <sub>2</sub> , SO <sub>x</sub> , NO <sub>x</sub> , HCl
07	Potassium Permanganate	Removal of SO <sub>x</sub> and other acidic gases
08	Hopcalite	Removal of CO by catalytic conversions to CO <sub>2</sub>
11	Activated Carbon Granules	Removal of Glycol
12	Calcium Carbonate	Gas Scrubbing
14	Copper Sulphate	Removal of Ammonia
15	Ferrous Sulphate	Gas Scrubbing

## SS Vapour Adsorption Columns

Our 316L SS in-line Adsorption Housings are for the adsorption of various vapours and gas types within a gas stream and provide a simple, low-cost solution. Adsorption columns can also be used to remove specific elements of a gas, for example acidic gases.

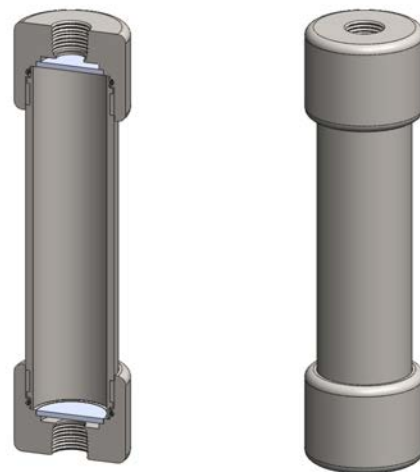
The media can easily be replaced as the housings have a threaded connection and o-ring seals at each end. Replaceable filter pads are included to contain the media and also remove any loose particles.

Special housings are available for higher pressure, different volumes and other port sizes.

## Granular Adsorber Media

A range of granular adsorber materials are available and these are listed below together with the principle uses. We are pleased to advise about any special applications you may have.

The media is supplied in resealable plastic containers and two sizes are available, 1 litre or 4 litres.



SAD.32.160

## Technical Specifications

Housing Model	SAD.32.160	SAD.32.300	SAD.48.180	SAD.48.340	SAD.72.200	SAD.72.400	SAD.72.600	SAD.100.400	SAD.100.600
Port Sizes	1/4" NPT	1/4" NPT	1/4" NPT	1/4" NPT	1/4" NPT	1/4" NPT	1/4" NPT	1/4" NPT	1/4" NPT
Maximum Pressure, Bar	150	150	100	100	75	75	75	50	50
Maximum Temperature, °C	100	100	100	100	100	100	100	100	100
<b>Materials of Construction</b>									
Body	316L SS	316L SS	316L SS	316L SS	316L SS	316L SS	316L SS	316L SS	316L SS
End Caps	316L SS	316L SS	316L SS	316L SS	316L SS	316L SS	316L SS	316L SS	316L SS
Filter Pads	PE	PE	PE	PE	PE	PE	PE	PE	PE
<b>Principal Dimensions in mm</b>									
Diameter	32	32	48	48	72	72	72	100	100
Height	160	295	180	340	205	390	575	410	605
Volume, cc	80	160	215	440	610	1255	1900	2700	4100

Grade	Adsorber	Principle Uses
01	Activated Carbon Granules	Removal of hydrocarbons and other organic vapours
03	Molecular Sieve 4A	Removal of CO <sub>2</sub> , NH <sub>3</sub> , H <sub>2</sub> S, SO <sub>x</sub>
04	Molecular Sieve 13X	Removal of CO <sub>2</sub> , NH <sub>3</sub> , H <sub>2</sub> S, SO <sub>x</sub> , aromatics, amines
05	Silica Gel (Blue)	Removal of water vapour
05a	Silica Gel (Orange)	Removal of water vapour
06	Mixed Bases (Soda Lime)	Removal of acidic gases, CO <sub>2</sub> , SO <sub>x</sub> , NO <sub>x</sub> , HCl
07	Potassium Permanganate	Removal of SO <sub>x</sub> and other acidic gases
08	Hopcalite	Removal of CO by catalytic conversions to CO <sub>2</sub>
11	Activated Carbon Granules	Removal of Glycol
12	Calcium Carbonate	Gas Scrubbing
14	Copper Sulphate	Removal of Ammonia
15	Ferrous Sulphate	Gas Scrubbing

# NN212.AD & NN232.AD

## Absorber Housing

**Materials** Polyamide  
**Pressure** 10 Bar  
**Ports** 1/4" or 1/2"

The NN212 & NN232 Adsorber Housings are a simple, cost effective solution for the adsorption of various chemical vapours in a gaseous stream. The hollow tube, with integral filter, diverts the gas flow to the base of the bowl allowing complete passage of gas through the adsorber granules. Simply remove the filter bowl without disturbing the line connections to replace the used adsorber media. It is recommended to use a coalescing filter housing as a pre-filter to remove liquid aerosols and droplets.

Housings are available with 1/4" or 1/2" ports and have NPT ports and Viton seals. Other seal types are available as an option. BSPT and BSPP port types are also available.

A range of granular adsorber materials are available and these are listed below together with the principle uses. We are pleased to advise about any special applications you may have. The media is supplied in resealable plastic containers and two sizes are available, 1 litre or 4 litres.



## Technical Specifications

Housing Model	NN212.201.AD	NN212.401.AD	NN232.201.AD	NN232.401.AD
Port Size	1/4" NPT	1/2" NPT	1/4" NPT	1/2" NPT
Drain	None	None	None	None
Maximum Pressure, Bar	10	10	10	10
Maximum Temperature, °C	50	50	50	50
<b>Materials of Construction</b>				
Head, Bowl & Internals	PA	PA	PA	PA
Seals	Viton	Viton	Viton	Viton
Filter Pads	PE	PE	PE	PE
<b>Principal Dimensions in mm</b>				
Diameter	65	65	65	65
Height	147	147	246	246
Volume, cc	125	125	250	250
Weight, kg	0.2	0.2	0.25	0.25
<b>Accessories</b>				
Mounting Bracket	MB.SS21	MB.SS21	MB.SS21	MB.SS21


Grade	Adsorber	Principle Uses
01	Activated Carbon Granules	Removal of hydrocarbons and other organic vapours
03	Molecular Sieve 4A	Removal of CO <sub>2</sub> , NH <sub>3</sub> , H <sub>2</sub> S, SO <sub>x</sub>
04	Molecular Sieve 13X	Removal of CO <sub>2</sub> , NH <sub>3</sub> , H <sub>2</sub> S, SO <sub>x</sub> , aromatics, amines
05	Silica Gel (Blue)	Removal of water vapour
05a	Silica Gel (Orange)	Removal of water vapour
06	Mixed Bases (Soda Lime)	Removal of acidic gases, CO <sub>2</sub> , SO <sub>x</sub> , NO <sub>x</sub> , HCl
07	Potassium Permanganate	Removal of SO <sub>x</sub> and other acidic gases
08	Hopcalite	Removal of CO by catalytic conversions to CO <sub>2</sub>
11	Activated Carbon Granules	Removal of Glycol
12	Calcium Carbonate	Gas Scrubbing
14	Copper Sulphate	Removal of Ammonia
15	Ferrous Sulphate	Gas Scrubbing

**Materials**      **316L Stainless Steel**  
**Pressure**      **350 Bar**  
**Ports**            **1/8" or 1/4"**

The SS127 Adsorber Housings are a compact, simple but high performance solution for the adsorption of various chemical vapours in a gaseous stream. The hollow tube, with integral filter, diverts the gas flow to the base of the bowl allowing complete passage of gas through the adsorber granules. Simply remove the filter bowl without disturbing the line connections to replace the used adsorber media. It is recommended to use a coalescing filter housing as a pre-filter to remove liquid aerosols and droplets.

Housings are available with 1/4" or 1/2" ports and have NPT ports and Viton seals. Other seal types are available as an option. BSPT and BSPP port types are also available.

A range of granular adsorber materials are available and these are listed below together with the principle uses. We are pleased to advise about any special applications you may have. The media is supplied in resealable plastic containers and two sizes are available, 1 litre or 4 litres.



## Technical Specifications

### Housing Model

### SS127.101.AD

### SS127.201.AD

Port Size	1/8" NPT	1/4" NPT
Drain	None	None
Maximum Pressure, Bar	350	350
Maximum Temperature, °C	200	200

### Materials of Construction

Head, Bowl & Internals	316L SS	316L SS
Seals	Viton	Viton
Filter Disc	316L SS	316L SS

### Principal Dimensions in mm

Diameter	36	36
Height	103.5	103.5
Volume, cc	25	25
Weight, kg	0.5	0.5

### Accessories

Mounting Bracket	MB.SS11	MB.SS11
------------------	---------	---------

Grade	Adsorber	Principle Uses
01	Activated Carbon Granules	Removal of hydrocarbons and other organic vapours
03	Molecular Sieve 4A	Removal of CO <sub>2</sub> , NH <sub>3</sub> , H <sub>2</sub> S, SO <sub>x</sub>
04	Molecular Sieve 13X	Removal of CO <sub>2</sub> , NH <sub>3</sub> , H <sub>2</sub> S, SO <sub>x</sub> , aromatics, amines
05	Silica Gel (Blue)	Removal of water vapour
05a	Silica Gel (Orange)	Removal of water vapour
06	Mixed Bases (Soda Lime)	Removal of acidic gases, CO <sub>2</sub> , SO <sub>x</sub> , NO <sub>x</sub> , HCl
07	Potassium Permanganate	Removal of SO <sub>x</sub> and other acidic gases
08	Hopcalite	Removal of CO by catalytic conversions to CO <sub>2</sub>
11	Activated Carbon Granules	Removal of Glycol
12	Calcium Carbonate	Gas Scrubbing
14	Copper Sulphate	Removal of Ammonia
15	Ferrous Sulphate	Gas Scrubbing



# SS215.AD & SS235.AD


## Absorber Housing

**Materials** 316L Stainless Steel  
**Pressure** 100 Bar  
**Ports** 1/4" or 1/2"

The SS215 and SS235 Adsorber Housings are a simple but high performance solution for the adsorption of various chemical vapours in a gaseous stream. The hollow tube, with integral filter, diverts the gas flow to the base of the bowl allowing complete passage of gas through the adsorber granules. Simply remove the filter bowl without disturbing the line connections to replace the used adsorber media. It is recommended to use a coalescing filter housing as a pre-filter to remove liquid aerosols and droplets.

Housings are available with 1/4" or 1/2" ports and have NPT ports and Viton seals. Other seal types are available as an option. BSPT and BSPP port types are also available.

A range of granular adsorber materials are available and these are listed below together with the principle uses. We are pleased to advise about any special applications you may have. The media is supplied in resealable plastic containers and two sizes are available, 1 litre or 4 litres.



## Technical Specifications

Housing Model	SS215.201.AD	SS215.401.AD	SS235.201.AD	SS235.401.AD
Port Size	1/4" NPT	1/2" NPT	1/4" NPT	1/2" NPT
Drain	None	None	None	None
Maximum Pressure, Bar	100	100	100	100
Maximum Temperature, °C	50	50	50	50
<b>Materials of Construction</b>				
Head, Bowl & Internals	316L SS	316L SS	316L SS	316L SS
Seals	Viton	Viton	Viton	Viton
Filter Pads	PE	PE	PE	PE
<b>Principal Dimensions in mm</b>				
Diameter	60	60	60	60
Height	128.5	128.5	241.5	241.5
Volume, cc	110	110	220	220
Weight, kg	1.45	1.45	1.95	1.95
<b>Accessories</b>				
Mounting Bracket	MB.SS21	MB.SS21	MB.SS21	MB.SS21

Grade	Adsorber	Principle Uses
01	Activated Carbon Granules	Removal of hydrocarbons and other organic vapours
03	Molecular Sieve 4A	Removal of CO <sub>2</sub> , NH <sub>3</sub> , H <sub>2</sub> S, SO <sub>x</sub>
04	Molecular Sieve 13X	Removal of CO <sub>2</sub> , NH <sub>3</sub> , H <sub>2</sub> S, SO <sub>x</sub> , aromatics, amines
05	Silica Gel (Blue)	Removal of water vapour
05a	Silica Gel (Orange)	Removal of water vapour
06	Mixed Bases (Soda Lime)	Removal of acidic gases, CO <sub>2</sub> , SO <sub>x</sub> , NO <sub>x</sub> , HCl
07	Potassium Permanganate	Removal of SO <sub>x</sub> and other acidic gases
08	Hopcalite	Removal of CO by catalytic conversions to CO <sub>2</sub>
11	Activated Carbon Granules	Removal of Glycol
12	Calcium Carbonate	Gas Scrubbing
14	Copper Sulphate	Removal of Ammonia
15	Ferrous Sulphate	Gas Scrubbing

# SS218.AD & SS238.AD


## Absorber Housing

**Materials** 316L Stainless Steel  
**Pressure** 400 Bar  
**Ports** 1/4" or 1/2"

The SS218 and SS238 Adsorber Housings are a simple but high performance solution for the adsorption of various chemical vapours in a gaseous stream. The hollow tube, with integral filter, diverts the gas flow to the base of the bowl allowing complete passage of gas through the adsorber granules. Simply remove the filter bowl without disturbing the line connections to replace the used adsorber media. It is recommended to use a coalescing filter housing as a pre-filter to remove liquid aerosols and droplets.

Housings are available with 1/4" or 1/2" ports and have NPT ports and Viton seals. Other seal types are available as an option. BSPT and BSPP port types are also available.

A range of granular adsorber materials are available and these are listed below together with the principle uses. We are pleased to advise about any special applications you may have. The media is supplied in resealable plastic containers and two sizes are available, 1 litre or 4 litres.



## Technical Specifications

Housing Model	SS218.201.AD	SS218.401.AD	SS238.201.AD	SS238.401.AD
Port Size	1/4" NPT	1/2" NPT	1/4" NPT	1/2" NPT
Drain	None	None	None	None
Maximum Pressure, Bar	400	400	400	400
Maximum Temperature, °C	50	50	50	50
<b>Materials of Construction</b>				
Head, Bowl & Internals	316L SS	316L SS	316L SS	316L SS
Seals	Viton	Viton	Viton	Viton
Filter Pads	PE	PE	PE	PE
<b>Principal Dimensions in mm</b>				
Diameter	85	85	85	85
Height	147	147	264	264
Volume, cc	110	110	220	220
Weight, kg	2.55	2.55	5.75	5.75
<b>Accessories</b>				
Mounting Bracket	MB.SS218	MB.SS218	MB.SS218	MB.SS218

Grade	Adsorber	Principle Uses
01	Activated Carbon Granules	Removal of hydrocarbons and other organic vapours
03	Molecular Sieve 4A	Removal of CO <sub>2</sub> , NH <sub>3</sub> , H <sub>2</sub> S, SO <sub>x</sub>
04	Molecular Sieve 13X	Removal of CO <sub>2</sub> , NH <sub>3</sub> , H <sub>2</sub> S, SO <sub>x</sub> , aromatics, amines
05	Silica Gel (Blue)	Removal of water vapour
05a	Silica Gel (Orange)	Removal of water vapour
06	Mixed Bases (Soda Lime)	Removal of acidic gases, CO <sub>2</sub> , SO <sub>x</sub> , NO <sub>x</sub> , HCl
07	Potassium Permanganate	Removal of SO <sub>x</sub> and other acidic gases
08	Hopcalite	Removal of CO by catalytic conversions to CO <sub>2</sub>
11	Activated Carbon Granules	Removal of Glycol
12	Calcium Carbonate	Gas Scrubbing
14	Copper Sulphate	Removal of Ammonia
15	Ferrous Sulphate	Gas Scrubbing


<b>Materials</b>	<b>316L Stainless Steel</b>
<b>Pressure</b>	<b>350 Bar</b>
<b>Ports</b>	<b>SP76 &amp; 1/8"</b>
<b>Element</b>	<b>10.32.□</b>

The SH027 series SP76 filter housings are designed for SP76 compliant modular sample systems. The housings can be used for particulate or coalescing applications. Coalescing housings have a drain port. If a housing is used for coalescing any liquid in the sample will flow to the 1/8" NPT drain port.

The coalescing housings should only be used on a substrate that is mounted in the horizontal plane with the drain port at the lowest point below the inlet and outlet ports.

The housing design allows a quick change of the element as all the line connections are arranged in the body of the housing.

The housings are free from welds and comply with NACE MR-01-75 and are CE marked in accordance with PED 2014/68/EU.



## Technical Specifications

Housing Model	SH017.L01	SH017.R01	SH017.L11	SH017.R11
Inlet/Outlet Connections	SP76	SP76	SP76	SP76
Drain	None	None	1/8" NPT	1/8" NPT
Maximum Pressure, Bar	350	350	350	350
Maximum Temperature, °C (1)	200	200	200	200
Flow Direction	Left to Right	Right to Left	Left to Right	Right to Left
Substrate Plane	Any	Any	Horizontal	Horizontal
Inlet	Hole 1	Hole 3	Hole 2	Hole 2
Outlet	Hole 2	Hole 2	Hole 3	Hole 1
<b>Materials of Construction (2)</b>				
Head, Bowl & Internals	316L SS	316L SS	316L SS	316L SS
Seals (3)	Viton	Viton	Viton	Viton
Filter Element Code (4)	10.32.□	10.32.□	10.32.□	10.32.□
<b>Principal Dimensions in mm</b>				
Diameter	38	38	38	38
Height	82	82	82	82
Volume, cc	15	15	15	15
Weight, kg	0.3	0.3	0.3	0.3

### Notes

- (1) Above 200°C the pressure rating is reduced, consult us for the exact rating at any specific temperature
- (2) Material abbreviations, 316L SS = 316L Stainless Steel
- (3) Add suffix for other seal types, PTFE = .T, Chemraz = .C, Nitrile = N, Kalrez = .K, EPDM = .E, Silicone = .S, (e.g. SH027.R11.T)
- (4) Replace the □ with the grade required, e.g. 10.57.5CK

# SH027

## SP76 Modular Filter Housing

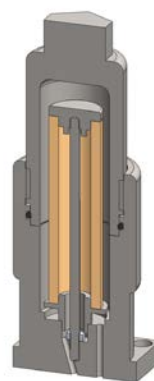
<b>Materials</b>	<b>316L Stainless Steel</b>
<b>Pressure</b>	<b>350 Bar</b>
<b>Ports</b>	<b>SP76 &amp; 1/8"</b>
<b>Element</b>	<b>10.57.□</b>

The SH027 series SP76 filter housings are designed for SP76 compliant modular sample systems. The housings can be used for particulate or coalescing applications. Coalescing housings have a drain port. If a housing is used for coalescing any liquid in the sample will flow to the 1/8" NPT drain port.

The coalescing housings should only be used on a substrate that is mounted in the horizontal plane with the drain port at the lowest point below the inlet and outlet ports.

The housing design allows a quick change of the element as all the line connections are arranged in the body of the housing.

The housings are free from welds and comply with NACE MR-01-75 and are CE marked in accordance with PED 2014/68/EU.



## Technical Specifications

Housing Model	SH027.L01	SH027.R01	SH027.L11	SH027.R11
Inlet/Outlet Connections	SP76	SP76	SP76	SP76
Drain	None	None	1/8" NPT	1/8" NPT
Maximum Pressure, Bar	350	350	350	350
Maximum Temperature, °C (1)	200	200	200	200
Flow Direction	Left to Right	Right to Left	Left to Right	Right to Left
Substrate Plane	Any	Any	Horizontal	Horizontal
Inlet	Hole 1	Hole 3	Hole 2	Hole 2
Outlet	Hole 2	Hole 2	Hole 3	Hole 1
<b>Materials of Construction (2)</b>				
Head, Bowl & Internals	316L SS	316L SS	316L SS	316L SS
Seals (3)	Viton	Viton	Viton	Viton
Filter Element Code (4)	10.57.□	10.57.□	10.57.□	10.57.□
<b>Principal Dimensions in mm</b>				
Diameter	38	38	38	38
Height	107	107	107	107
Volume, cc	15	15	15	15
Weight, kg	0.35	0.35	0.35	0.35

### Notes

(1) Above 200°C the pressure rating is reduced, consult us for the exact rating at any specific temperature

(2) Material abbreviations, 316L SS = 316L Stainless Steel

(3) Add suffix for other seal types, PTFE = .T, Chemraz = .C, Nitrile = N, Kalrez = .K, EPDM = .E, Silicone = .S, (e.g. SH027.R11.T)

(4) Replace the □ with the grade required, e.g. 10.57.5CK



<b>Materials</b>	<b>316L SS &amp; Pyrex Glass</b>
<b>Pressure</b>	<b>7 &amp; 10 Bar</b>
<b>Ports</b>	<b>1/8" or 1/4"</b>
<b>Element</b>	<b>12.32.□</b>

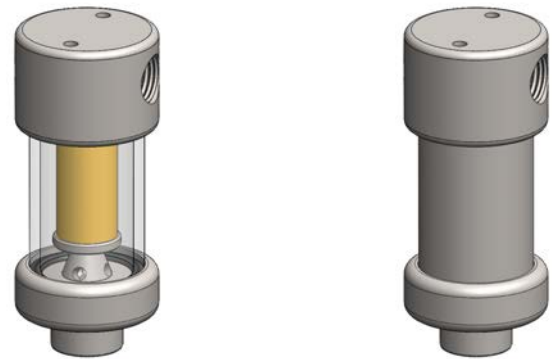
SG111 and SS112 series filter housings are specified for 1/8" & 1/4" line size applications at low pressure. For applications over 10 Bar, the SS117 housings are available.

The housings are constructed from 316L stainless steel with a stainless steel or Pyrex glass bowl. The Pyrex bowl is also fitted with a bowl guard, this is not shown.

Standard housings have NPT ports and include Viton seals. Other seal types are available as an option. BSPT and BSPP port types are also available.

The housings are free from welds and comply with NACE MR-01-75 and conform to SEP of PED 2014/68/EU.

These housings can also be supplied in a wide range of exotic materials, such as Hastelloy, Monel, Titanium etc.



Bowl guard not shown

## Technical Specifications

Housing Model	SG111.111	SG111.211	SG111.221	SS112.111	SS112.211	SS112.221
Port Size	1/8" NPT	1/4" NPT	1/4" NPT	1/8" NPT	1/4" NPT	1/4" NPT
Drain	1/8" NPT	1/8" NPT	1/4" NPT	1/8" NPT	1/8" NPT	1/4" NPT
Maximum Pressure, Bar (1)	7	7	7	10	10	10
Maximum Temperature, °C (2)	100	100	100	200	200	200
<b>Materials of Construction (3)</b>						
Head & Internals	316L SS	316L SS	316L SS	316L SS	316L SS	316L SS
Bowl	Pyrex	Pyrex	Pyrex	316L SS	316L SS	316L SS
Seals(4)	Viton	Viton	Viton	Viton	Viton	Viton
Filter Element Code (5)	12.32.□	12.32.□	12.32.□	12.32.□	12.32.□	12.32.□
Adsorber Cartridge Code (6)	12.32.AD□	12.32.AD□	12.32.AD□	12.32.AD□	12.32.AD□	12.32.AD□
<b>Principal Dimensions in mm</b>						
Diameter	40	40	40	40	40	40
Height	93	93	93	93	93	93
Volume, cc	25	25	25	25	25	25
Weight, kg	0.4	0.4	0.4	0.4	0.4	0.4
<b>Accessories</b>						
Support Core	SC.SS11	SC.SS11	SC.SS11	SC.SS11	SC.SS11	SC.SS11
Mounting Bracket	MB.SS11	MB.SS11	MB.SS11	MB.SS11	MB.SS11	MB.SS11

### Notes

- (1) Above 200°C the pressure rating is reduced, consult us for the exact rating at any specific temperature (not SG types)
- (2) Maximum temperature is with standard seals. For temperatures up to 324°C use Chemraz seals
- (3) Material abbreviations, 316L SS = 316L Stainless Steel
- (4) Add suffix for other seal types, PTFE = .T, Chemraz = .C, Nitrile = N, Kalrez = .K, EPDM = .E, Silicone = .S, (e.g. SG111.221.T)
- (5) Replace the □ with the grade required, e.g. 12.32.5CK, 12.32.S20V, 12.32.T20
- (6) Replace the □ with the type required, e.g. 12.32.AD01

**Materials** 316L Stainless Steel  
**Pressure** 350 Bar  
**Ports** 1/8", 1/4" & 1/2"  
**Element** 12.32.□


SS117 series filter housings are specified for 1/8" & 1/4" line size applications where response times are critical. When the flow rate or contamination levels are higher the SS127 series housings should be considered.

Higher pressure versions are available, see the SS119 series for applications up to 700 bar.

Standard housings have NPT ports and a Viton seal. Other seal types are available as an option. BSPT and BSPP port types are also available.

The housings are free from welds and comply with NACE MR-01-75 and are CE marked in accordance with PED 2014/68/EU.

These housings can also be supplied in a wide range of exotic materials, such as Hastelloy, Monel, Titanium etc.



## Technical Specifications

Housing Model	SS117.101	SS117.111	SS117.201	SS117.221	SS117.401	SS117.421
Port Size	1/8" NPT	1/8" NPT	1/4" NPT	1/4" NPT	1/2" NPT	1/2" NPT
Drain	None	1/8" NPT	None	1/4" NPT	None	1/4" NPT
Maximum Pressure, Bar (1)	350	350	350	350	350	350
Maximum Temperature, °C (2)	200	200	200	200	200	200
<b>Materials of Construction (3)</b>						
Head, Bowl & Internals	316L SS	316L SS	316L SS	316L SS	316L SS	316L SS
Seal (4)	Viton	Viton	Viton	Viton	Viton	Viton
Filter Element Code (5)	12.32.□	12.32.□	12.32.□	12.32.□	12.32.□	12.32.□
Adsorber Cartridge Code (6)	12.32.AS□	12.32.AS□	12.32.AS□	12.32.AS□	12.32.AS□	12.32.AS□
<b>Principal Dimensions in mm</b>						
Diameter	36	36	36	36	50	50
Height	78.5	78.5	78.5	78.5	90.5	90.5
Volume, cc	25	25	25	25	27.5	27.5
Weight, kg	0.38	0.38	0.38	0.38	0.77	0.77
<b>Accessories</b>						
Support Core	SC.SS11	SC.SS11	SC.SS11	SC.SS11	SC.SS11	SC.SS11
Mounting Bracket	MB.SS11	MB.SS11	MB.SS11	MB.SS11	MB.SS11	MB.SS11

### Notes

- (1) Above 200°C the pressure rating is reduced, consult us for the exact rating at any specific temperature
- (2) Maximum temperature 200°C using standard seal. For temperatures up to 324°C use a Chemraz seal
- (3) Material abbreviations, 316L SS = 316L Stainless Steel
- (4) Add suffix for other seal types, PTFE = .T, Chemraz = .C, Nitrile = N, Kalrez = .K, EPDM = .E, Silicone = .S, (e.g. SS117.221.T)
- (5) Replace the □ with the grade required, e.g. 12.32.5CK, 12.32.S20V, 12.32.T20
- (6) Replace the □ with the type required, e.g. 12.32.AS01

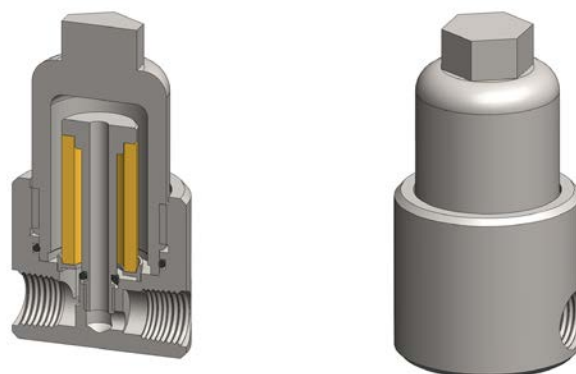
<b>Materials</b>	<b>316L Stainless Steel</b>
<b>Pressure</b>	<b>350 Bar</b>
<b>Ports</b>	<b>1/8" or 1/4"</b>
<b>Element</b>	<b>12.32.□</b>

SV117 series filter housings are specified for 1/8" & 1/4" line size coalescing applications. The housing is designed so the ports and drain connection are all arranged in the head. This means that the drain does not have to be disconnected to change the filter element and the element remains vertical which is the correct orientation for efficient coalescing.

Standard housings have NPT ports and include Viton seals. Other seal types are available as an option. BSPT and BSPP port types are also available.

The housings are free from welds and comply with NACE MR-01-75 and are CE marked in accordance with PED 2014/68/EU.

These housings can also be supplied in a wide range of exotic materials, such as Hastelloy, Monel, Titanium etc.



## Technical Specifications

Housing Model	SV117.111	SV117.221
Port Size	1/8" NPT	1/4" NPT
Drain	1/8" NPT	1/4" NPT
Maximum Pressure, Bar (1)	350	350
Maximum Temperature, °C (2)	200	200
<b>Materials of Construction (3)</b>		
Head, Bowl & Internals	316L SS	316L SS
Seals (4)	Viton	Viton
Filter Element Code (5)	12.32.□	12.32.□
<b>Principal Dimensions in mm</b>		
Diameter	44	44
Height	80.5	80.5
Volume, cc	25	25
Weight, kg	0.55	0.55
<b>Accessories</b>		
Mounting Bracket	MB.SV117	MB.SV117

### Notes

- (1) Above 200°C the pressure rating is reduced, consult us for the exact rating at any specific temperature
- (2) Maximum temperature 200°C using standard seal. For temperatures up to 324°C use a Chemraz seal
- (3) Material abbreviations, 316L SS = 316L Stainless Steel
- (4) Add suffix for other seal types, Chemraz = .C, Nitrile = N, Kalrez = .K, EPDM = .E, Silicone = .S, (e.g. SV117.221.E)
- (5) Replace the □ with the grade required, e.g. 12.32.5CK

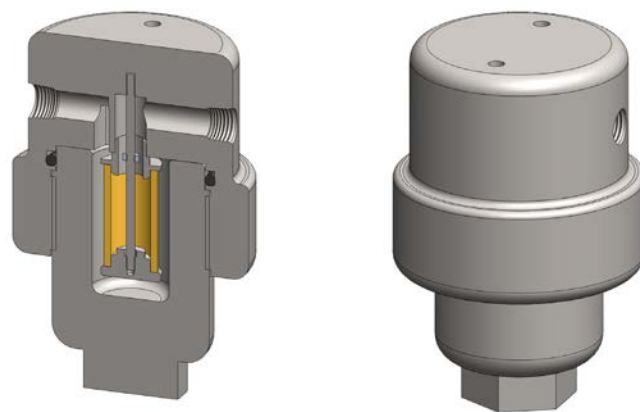
**Materials** 316L Stainless Steel  
**Pressure** 700 Bar  
**Ports** 1/8" or 1/4"  
**Element** 12.32.□

SS119 series filter housings are specified for 1/8" & 1/4" line size applications up to 700 Bar where response times are critical. If the flow rate or contamination is higher, or where service intervals must be kept as long as possible, the SS129 series housings should be considered. For applications less than 340 Bar see the SS117 series housings.

Standard housings have NPT ports and a Viton seal. Other seal types are available as an option. BSPT and BSPP port types are also available.

The housings are free from welds and comply with NACE MR-01-75 and are CE marked in accordance with PED 2014/68/EU.

These housings can also be supplied in a wide range of exotic materials, such as Hastelloy, Monel, Titanium etc.



## Technical Specifications

Housing Model	SS119.101	SS119.111	SS119.201	SS119.221
Port Size	1/8" NPT	1/8" NPT	1/4" NPT	1/4" NPT
Drain	None	1/8" NPT	None	1/4" NPT
Maximum Pressure, Bar (1)	700	700	700	700
Maximum Temperature, °C (2)	200	200	200	200
<b>Materials of Construction (3)</b>				
Head, Bowl & Internals	316L SS	316L SS	316L SS	316L SS
Seal (4)	Viton	Viton	Viton	Viton
Filter Element Code (5)	12.32.□	12.32.□	12.32.□	12.32.□
Adsorber Cartridge Code (6)	12.32.AS□	12.32.AS□	12.32.AS□	12.32.AS□
<b>Principal Dimensions in mm</b>				
Diameter	65	65	65	65
Height	110	110	110	110
Volume, cc	30	30	30	30
Weight, kg	2.4	2.4	2.4	2.4
<b>Accessories</b>				
Support Core	SC.SS11	SC.SS11	SC.SS11	SC.SS11
Mounting Bracket	MB.SS21	MB.SS21	MB.SS21	MB.SS21

### Notes

- (1) Above 200°C the pressure rating is reduced, consult us for the exact rating at any specific temperature
- (2) Maximum temperature 200°C using standard seal. For temperatures up to 324°C use a Chemraz seal
- (3) Material abbreviations, 316L SS = 316L Stainless Steel
- (4) Add suffix for other seal types, PTFE = .T, Chemraz = .C, Nitrile = N, Kalrez = .K, EPDM = .E, Silicone = .S, (e.g. SS119.221.T)
- (5) Replace the □ with the grade required, e.g. 12.32.5CK, 12.32.S20V, 12.32.T20
- (6) Replace the □ with the type required, e.g. 12.32.AS01

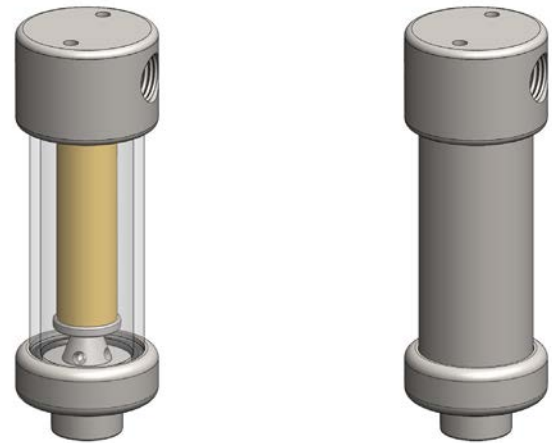
<b>Materials</b>	<b>316L SS &amp; Pyrex Glass</b>
<b>Pressure</b>	<b>7 &amp; 10 Bar</b>
<b>Ports</b>	<b>1/8" or 1/4"</b>
<b>Element</b>	<b>12.57.□</b>

SG121 and SS122 series filter housings are specified for 1/8" & 1/4" line size applications at low pressure. For applications over 10 Bar the SS127 housings are available. The housings are constructed from 316L stainless steel with a stainless steel or Pyrex glass bowl. The Pyrex bowl is also fitted with a bowl guard, this is not shown.

Standard housings have NPT ports and Viton seals. Other seal types are available as an option. BSPT and BSPP port types are also available.

The housings are free from welds and comply with NACE MR-01-75 and conform to SEP of PED 2014/68/EU.

These housings can also be supplied in a wide range of exotic materials, such as Hastelloy, Monel, Titanium etc.



Bowl guard not shown

## Technical Specifications

Housing Model	SG121.111	SG121.211	SG121.221	SS122.111	SS122.211	SS122.221
Port Size	1/8" NPT	1/4" NPT	1/4" NPT	1/8" NPT	1/4" NPT	1/4" NPT
Drain	1/8" NPT	1/8" NPT	1/4" NPT	1/8" NPT	1/8" NPT	1/4" NPT
Maximum Pressure, Bar (1)	7	7	7	10	10	10
Maximum Temperature, °C (2)	100	100	100	200	200	200
<b>Materials of Construction (3)</b>						
Head & Internals	316L SS	316L SS	316L SS	316L SS	316L SS	316L SS
Bowl	Pyrex	Pyrex	Pyrex	316L SS	316L SS	316L SS
Seals (4)	Viton	Viton	Viton	Viton	Viton	Viton
Filter Element Code (5)	12.57.□	12.57.□	12.57.□	12.57.□	12.57.□	12.57.□
Adsorber Cartridge Code (6)	12.57.AD□	12.57.AD□	12.57.AD□	12.57.AD□	12.57.AD□	12.57.AD□
<b>Principal Dimensions in mm</b>						
Diameter	40	40	40	40	40	40
Height	118.5	118.5	118.5	118.5	118.5	118.5
Volume, cc	45	45	45	45	45	45
Weight, kg	0.4	0.4	0.4	0.4	0.4	0.4
<b>Accessories</b>						
Support Core	SC.SS12	SC.SS12	SC.SS12	SC.SS12	SC.SS12	SC.SS12
Mounting Bracket	MB.SS11	MB.SS11	MB.SS11	MB.SS11	MB.SS11	MB.SS11

### Notes

- (1) Above 200°C the pressure rating is reduced, consult us for the exact rating at any specific temperature (not SG types)
- (2) Maximum temperature is with standard seals. For temperatures up to 324°C use Chemraz seals
- (3) Material abbreviations, 316L SS = 316L Stainless Steel
- (4) Add suffix for other seal types, PTFE = .T, Chemraz = .C, Nitrile = N, Kalrez = .K, EPDM = .E, Silicone = .S, (e.g. SG121.221.T)
- (5) Replace the □ with the grade required, e.g. 12.57.5CK, 12.57.S20V, 12.57.T20
- (6) Replace the □ with the type required, e.g. 12.57.AD01



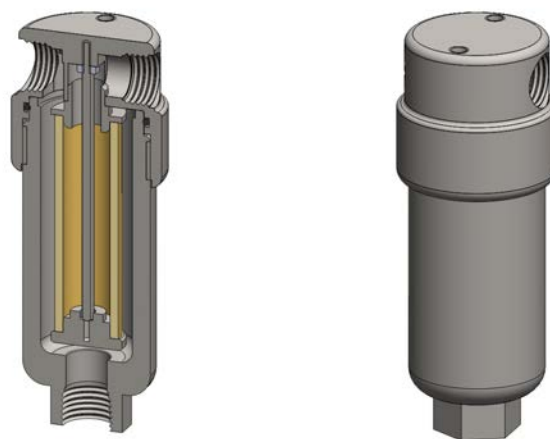
**Materials** 316L Stainless Steel  
**Pressure** 350 Bar  
**Ports** 1/8", 1/4" & 1/2"  
**Element** 12.57.□

SS127 series filter housings are specified for general 1/8" & 1/4" line size applications. The SS117 series housings should be considered for applications where response time is critical. Higher pressure versions are available, see the SS129 series for applications up to 700 bar.

Standard housings have NPT ports and a Viton seal. Other seal types are available as an option. BSPT and BSPP port types are also available.

The housings are free from welds and comply with NACE MR-01-75 and are CE marked in accordance with PED 2014/68/EU.

These housings can also be supplied in a wide range of exotic materials, such as Hastelloy, Monel, Titanium etc.



## Technical Specifications

Housing Model	SS127.101	SS127.111	SS127.201	SS127.221	SS127.401	SS127.421
Port Size	1/8" NPT	1/8" NPT	1/4" NPT	1/4" NPT	1/2" NPT	1/2" NPT
Drain	None	1/8" NPT	None	1/4" NPT	None	1/4" NPT
Maximum Pressure, Bar (1)	350	350	350	350	350	350
Maximum Temperature, °C (2)	200	200	200	200	200	200
<b>Materials of Construction (3)</b>						
Head, Bowl & Internals	316L SS	316L SS	316L SS	316L SS	316L SS	316L SS
Seal (4)	Viton	Viton	Viton	Viton	Viton	Viton
Filter Element Code (5)	12.57.□	12.57.□	12.57.□	12.57.□	12.57.□	12.57.□
Adsorber Cartridge Code (6)	12.57.AS□	12.57.AS□	12.57.AS□	12.57.AS□	12.57.AS□	12.57.AS□
<b>Principal Dimensions in mm</b>						
Diameter	36	36	36	36	50	50
Height	103.5	103.5	103.5	103.5	115.5	115.5
Volume, cc	35	35	35	35	37.5	37.5
Weight, kg	0.5	0.5	0.5	0.5	0.87	0.87
<b>Accessories</b>						
Support Core	SC.SS12	SC.SS12	SC.SS12	SC.SS12	SC.SS12	SC.SS12
Mounting Bracket	MB.SS11	MB.SS11	MB.SS11	MB.SS11	MB.SS11	MB.SS11

### Notes

- (1) Above 200°C the pressure rating is reduced, consult us for the exact rating at any specific temperature
- (2) Maximum temperature 200°C using standard seal. For temperatures up to 324°C use a Chemraz seal
- (3) Material abbreviations, 316L SS = 316L Stainless Steel
- (4) Add suffix for other seal types, PTFE = .T, Chemraz = .C, Nitrile = N, Kalrez = .K, EPDM = .E, Silicone = .S, (e.g. SS127.221.T)
- (5) Replace the □ with the grade required, e.g. 12.57.5CK, 12.57.S20V, 12.57.T20
- (6) Replace the □ with the type required, e.g. 12.57.AS01

# SS127.MG

## Filter Housing with Magnet

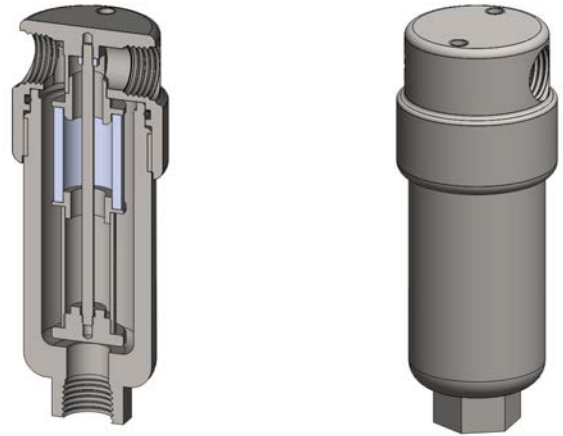
<b>Materials</b>	<b>316L Stainless Steel</b>
<b>Pressure</b>	<b>350 Bar</b>
<b>Ports</b>	<b>1/8", 1/4" &amp; 1/2"</b>
<b>Element</b>	<b>12.32.□</b>
<b>Magnet</b>	<b>13/18.25.MAG</b>

SS127.MG series filter housings are based on our standard SS127 series and have both a filter element and neodymium magnet in one housing.

Special and custom housing can also be supplied with internal arrangements to suit specific applications.

Standard housings have NPT ports and a Viton seal. Other seal types are available as an option. BSPT and BSPP port types are also available.

The housings are free from welds and comply with NACE MR-01-75 and are CE marked in accordance with PED 2014/68/EU.



## Technical Specifications

Housing Model	SS127.101.MG	SS127.111.MG	SS127.201.MG	SS127.221.MG	SS127.401.MG	SS127.421.MG
Port Size	1/8" NPT	1/8" NPT	1/4" NPT	1/4" NPT	1/2" NPT	1/2" NPT
Drain	None	1/8" NPT	None	1/4" NPT	None	1/4" NPT
Maximum Pressure, Bar (1)	350	350	350	350	350	350
Maximum Temperature, °C (2)	200	200	200	200	200	200
<b>Materials of Construction (3)</b>						
Head, Bowl & Internals	316L SS	316L SS	316L SS	316L SS	316L SS	316L SS
Seal (4)	Viton	Viton	Viton	Viton	Viton	Viton
Filter Element Code (5)	12.32.□	12.32.□	12.32.□	12.32.□	12.32.□	12.32.□
Magnet Code	13/18.25.MAG	13/18.25.MAG	13/18.25.MAG	13/18.25.MAG	13/18.25.MAG	13/18.25.MAG
<b>Principal Dimensions in mm</b>						
Diameter	36	36	36	36	50	50
Height	103.5	103.5	103.5	103.5	115.5	115.5
Volume, cc	35	35	35	35	37.5	37.5
Weight, kg	0.5	0.5	0.5	0.5	0.87	0.87
<b>Accessories</b>						
Support Core	SC.SS11	SC.SS11	SC.SS11	SC.SS11	SC.SS11	SC.SS11
Mounting Bracket	MB.SS11	MB.SS11	MB.SS11	MB.SS11	MB.SS11	MB.SS11

### Notes

- (1) Above 200°C the pressure rating is reduced, consult us for the exact rating at any specific temperature
- (2) Maximum temperature 200°C using standard seal. For temperatures up to 324°C use a Chemraz seal
- (3) Material abbreviations, 316L SS = 316L Stainless Steel
- (4) Add suffix for other seal types, PTFE = .T, Chemraz = .C, Nitrile = N, Kalrez = .K, EPDM = .E, Silicone = .S, (e.g. SS125.221.T.MG)
- (5) Replace the □ with the grade required, e.g. 12.32.SS100, 12.32.S20V,

# SS125.F

## Float Valve Housing

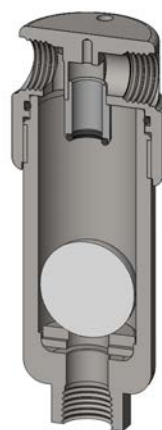
**Materials** 316L Stainless Steel  
**Pressure** 100 Bar  
**Ports** 1/8", 1/4" & 1/2"

SS125.F series float valve housings are based on our standard SS127 series and have a PVDF float ball to shut off the flow when collected liquids reach a certain level.

Special and custom housing can also be supplied with internal arrangements to suit specific applications.

Standard housings have NPT ports and a Viton seal. Other seal types are available as an option. BSPT and BSPP port types are also available.

The housings are free from welds and comply with NACE MR-01-75 and are CE marked in accordance with PED 2014/68/EU.



## Technical Specifications

Housing Model	SS125.111.F	SS125.221.F	SS125.421.F
Port Size	1/8" NPT	1/4" NPT	1/2" NPT
Drain	1/8" NPT	1/4" NPT	1/4" NPT
Maximum Pressure, Bar	100	100	100
Maximum Temperature, °C	100	100	100
<b>Materials of Construction (1)</b>			
Head, Bowl & Internals	316L SS	316L SS	316L SS
Float Ball	PVDF	PVDF	PVDF
Seals (2)	Viton	Viton	Viton
<b>Principal Dimensions in mm</b>			
Diameter	36	36	50
Height	103.5	103.5	115.5
Volume, cc	35	35	37.5
Weight, kg	0.5	0.5	0.87
<b>Accessories</b>			
Mounting Bracket	MB.SS11	MB.SS11	MB.SS11

### Notes

(1) Material abbreviations, 316L SS = 316L Stainless Steel, PVDF = Polyvinylidene difluoride

(2) Add suffix for other seal types, PTFE = .T, Chemraz = .C, Nitrile = N, Kalrez = .K, EPDM = .E, Silicone = .S, (e.g. SS125.421.F.T)

# SV127

## Inverted Coalescing Filter Housing

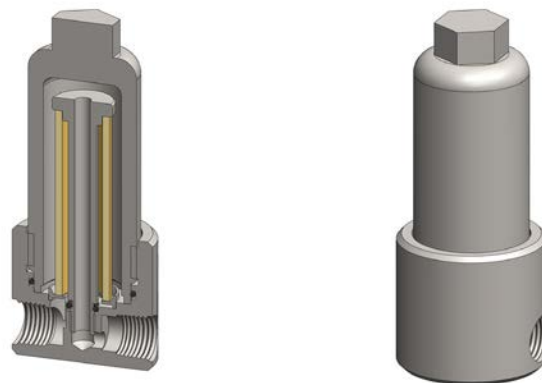
<b>Materials</b>	<b>316L Stainless Steel</b>
<b>Pressure</b>	<b>350 Bar</b>
<b>Ports</b>	<b>1/8" or 1/4"</b>
<b>Element</b>	<b>12.57.□</b>

SV127 series filter housings are specified for 1/8" & 1/4" line size coalescing applications. The housing is designed so the ports and drain connection are all arranged in the head. This means that the drain does not have to be disconnected to change the filter element and the element remains vertical which is the correct orientation for efficient coalescing.

Standard housings have NPT ports and include Viton seals. Other seal types are available as an option. BSPT and BSPP port types are also available.

The housings are free from welds and comply with NACE MR-01-75 and are CE marked in accordance with PED 2014/68/EU.

These housings can also be supplied in a wide range of exotic materials, such as Hastelloy, Monel, Titanium etc.



## Technical Specifications

Housing Model	SV127.111	SV127.221
Port Size	1/8" NPT	1/4" NPT
Drain	1/8" NPT	1/4" NPT
Maximum Pressure, Bar (1)	350	350
Maximum Temperature, °C (2)	200	200
<b>Materials of Construction (3)</b>		
Head, Bowl & Internals	316L SS	316L SS
Seals (4)	Viton	Viton
Filter Element Code (5)	12.57.□	12.57.□
<b>Principal Dimensions in mm</b>		
Diameter	44	44
Height	105.5	105.5
Volume, cc	35	35
Weight, kg	0.65	0.65
<b>Accessories</b>		
Mounting Bracket	MB.SV117	MB.SV117

### Notes

- (1) Above 200°C the pressure rating is reduced, consult us for the exact rating at any specific temperature
- (2) Maximum temperature 200°C using standard seal. For temperatures up to 324°C use a Chemraz seal
- (3) Material abbreviations, 316L SS = 316L Stainless Steel
- (4) Add suffix for other seal types, Chemraz = .C, Nitrile = N, Kalrez = .K, EPDM = .E, Silicone = .S, (e.g. SV117.221.E)
- (5) Replace the □ with the grade required, e.g. 12.32.5CK

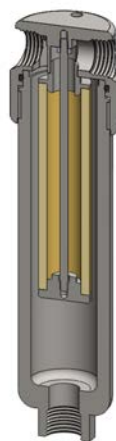
**Materials** 316L Stainless Steel  
**Pressure** 350 Bar  
**Ports** 1/8", 1/4"  
**Vent Option** 1/8"  
**Element** 12.76.□

SS147 series filter housings are specified for pilot/operated pressure regulator applications. Fitted with a high efficiency coalescing filter element, the SS147 will remove solid particles and liquid aerosols, giving complete protection to the pilot control valve.

Standard housings have NPT ports and a Viton seal. Other seal types are available as an option. BSPT and BSPP port types are also available.

The housings are free from welds and comply with NACE MR-01-75 and are CE marked in accordance with PED 2014/68/EU.

These housings can also be supplied in a wide range of exotic materials, such as Hastelloy, Monel, Titanium etc.



## Technical Specifications

Housing Model (1)	SS147.111	SS147.111.LB	SS147.221	SS147.221.LB
Port Size	1/8" NPT	1/8" NPT	1/4" NPT	1/4" NPT
Drain	None	None	1/4" NPT	1/4" NPT
Maximum Pressure, Bar (2)	350	350	350	350
Maximum Temperature, °C (3)	200	200	200	200
<b>Materials of Construction (4)</b>				
Head, Bowl & Internals	316L SS	316L SS	316L SS	316L SS
Seal (5)	Viton	Viton	Viton	Viton
Filter Element Code (6)	12.76.□	12.76.□	12.76.□	12.76.□
<b>Principal Dimensions in mm</b>				
Diameter	36	36	36	36
Height	152	192	152	192
Volume, cc	70	95	70	95
Weight, kg	0.68	0.85	0.68	0.85
<b>Accessories</b>				
Mounting Bracket	MB.SS11	MB.SS11	MB.SS11	MB.SS11

### Notes

- Housings available with a vent option in the top of the head. Add suffix .V11 (e.g SS147.221.V11)
- Above 200°C the pressure rating is reduced, consult us for the exact rating at any specific temperature
- Maximum temperature 200°C using standard seal. For temperatures up to 324°C use a Chemraz seal
- Material abbreviations, 316L SS = 316L Stainless Steel
- Add suffix for other seal types, PTFE = .T, Chemraz = .C, Nitrile = N, Kalrez = .K, EPDM = .E, Silicone = .S, (e.g. SS147.221.T)
- Replace the □ with the grade required, e.g. 12.76.7CS, 12.76.S20V, 12.76.T20



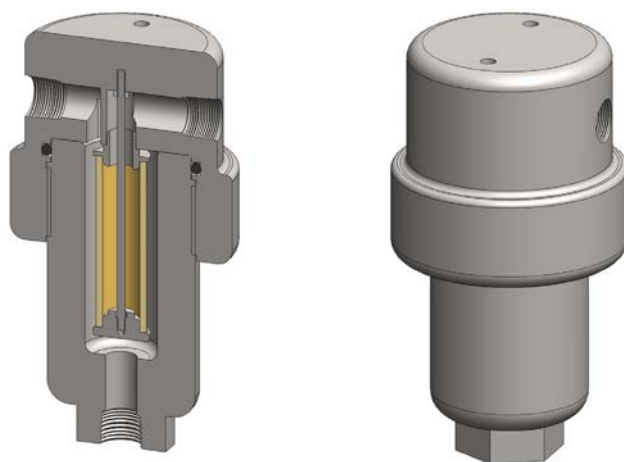
**Materials** 316L Stainless Steel  
**Pressure** 700 Bar  
**Ports** 1/8" or 1/4"  
**Element** 12.57.□

SS129 series filter housings are specified for 1/8" & 1/4" line size applications up to 700 Bar where the flow rate or contamination is higher, or where service intervals must be kept as long as possible. SS119 series housings should be considered for applications where response time is critical. For applications less than 340 Bar see the SS127 series housings.

Standard housings have NPT ports and a Viton seal. Other seal types are available as an option. BSPT and BSPP port types are also available.

The housings are free from welds and comply with NACE MR-01-75 and are CE marked in accordance with PED 2014/68/EU.

These housings can also be supplied in a wide range of exotic materials, such as Hastelloy, Monel, Titanium etc.



## Technical Specifications

Housing Model	SS129.101	SS129.111	SS129.201	SS129.221
Port Size	1/8" NPT	1/8" NPT	1/4" NPT	1/4" NPT
Drain	None	1/8" NPT	None	1/4" NPT
Maximum Pressure, Bar (1)	700	700	700	700
Maximum Temperature, °C (2)	200	200	200	200
<b>Materials of Construction (3)</b>				
Head, Bowl & Internals	316L SS	316L SS	316L SS	316L SS
Seal (4)	Viton	Viton	Viton	Viton
Filter Element Code (5)	12.57.□	12.57.□	12.57.□	12.57.□
Adsorber Cartridge Code (6)	12.57.AS□	12.57.AS□	12.57.AS□	12.57.AS□
<b>Principal Dimensions in mm</b>				
Diameter	65	65	65	65
Height	135	135	135	135
Volume, cc	40	40	40	40
Weight, kg	2.75	2.75	2.75	2.75
<b>Accessories</b>				
Support Core	SC.SS12	SC.SS12	SC.SS12	SC.SS12
Mounting Bracket	MB.SS21	MB.SS21	MB.SS21	MB.SS21

### Notes

- (1) Above 200°C the pressure rating is reduced, consult us for the exact rating at any specific temperature
- (2) Maximum temperature 200°C using standard seal. For temperatures up to 324°C use a Chemraz seal
- (3) Material abbreviations, 316L SS = 316L Stainless Steel
- (4) Add suffix for other seal types, PTFE = .T, Chemraz = .C, Nitrile = N, Kalrez = .K, EPDM = .E, Silicone = .S, (e.g. SS129.221.T)
- (5) Replace the □ with the grade required, e.g. 12.57.5CK, 12.57.S20V, 12.57.T20
- (6) Replace the □ with the type required, e.g. 12.57.AS01

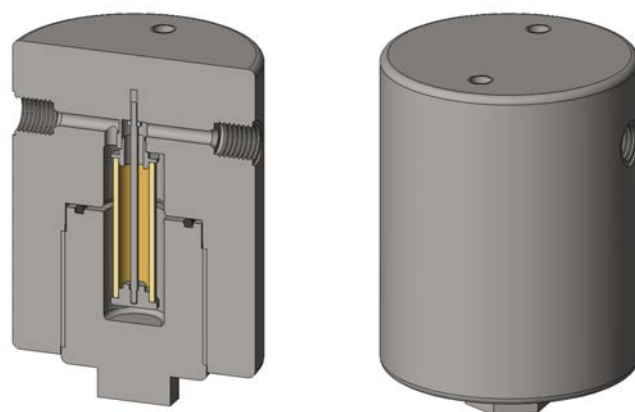
**Materials** 316L Stainless Steel  
**Pressure** 1050 Bar  
**Ports** 1/4" & 3/8" C & T  
**Element** 12.57.□

SS1210 series filter housings are specified for applications up to 1050 Bar. For applications less than 1050 Bar see the SS127 and SS129 series housings.

Standard housings have 1/4" & 3/8" coned and threaded ports and a Viton seal. Other port sizes and seal types are available as an option.

The housings are free from welds and comply with NACE MR-01-75 and are CE marked in accordance with PED 2014/68/EU.

These housings can also be supplied in a wide range of exotic materials, such as Hastelloy, Monel, Titanium etc.



## Technical Specifications

Housing Model	SS1210.205	SS1210.225	SS1210.305	SS1210.335
Port Size (1)	1/4" C & T	1/4" C & T	3/8" C & T	3/8" C & T
Drain	None	1/4" C & T	None	3/8" C & T
Maximum Pressure, Bar (2)	1050	1050	1050	1050
Maximum Temperature, °C (3)	200	200	200	200
<b>Materials of Construction (4)</b>				
Head, Bowl & Internals	316L SS	316L SS	316L SS	316L SS
Seal (5)	Viton	Viton	Viton	Viton
Filter Element Code (6)	12.57.□	12.57.□	12.57.□	12.57.□
Adsorber Cartridge Code (7)	12.57.AS□	12.57.AS□	12.57.AS□	12.57.AS□
<b>Principal Dimensions in mm</b>				
Diameter	100	100	100	100
Height	141	141	141	141
Volume, cc	50	50	50	50
Weight, kg	7.8	7.8	7.8	7.8
<b>Accessories</b>				
Support Core	SC.SS12	SC.SS12	SC.SS12	SC.SS12
Mounting Bracket	MB.SS42	MB.SS42	MB.SS42	MB.SS42

### Notes

- (1) C & T = Coned & Threaded connection
- (2) Above 200°C the pressure rating is reduced, consult us for the exact rating at any specific temperature
- (3) Maximum temperature 200°C using standard seal. For temperatures up to 324°C use a Chemraz seal
- (4) Material abbreviations, 316L SS = 316L Stainless Steel
- (5) Add suffix for other seal types, Chemraz = .C, Nitrile = N, Kalrez = .K, EPDM = .E, Silicone = .S, (e.g. SS1210.221.E)
- (6) Replace the □ with the grade required, e.g. 12.57.5CK, 12.57.S20V, 12.57.T20
- (7) Replace the □ with the type required, e.g. 12.57.AS01

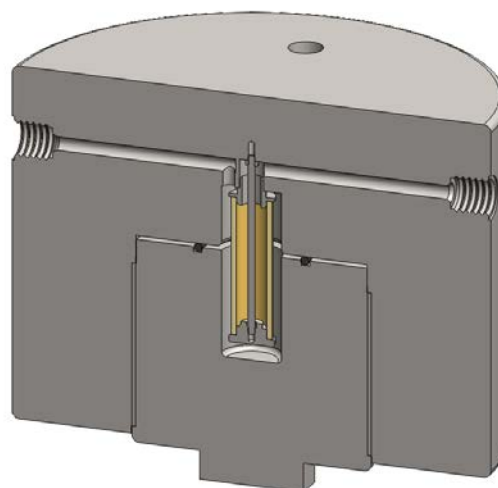
<b>Materials</b>	<b>316L Stainless Steel</b>
<b>Pressure</b>	<b>1400 Bar</b>
<b>Ports</b>	<b>1/4" &amp; 3/8" C &amp; T</b>
<b>Element</b>	<b>12.57.□</b>

SS1211 series filter housings are specified for applications up to 1400 Bar. For applications less than 1400 Bar see the SS127, SS129 and SS1210 series housings.

Standard housings have 1/4" & 3/8" coned and threaded ports and a Viton seal. Other port sizes and seal types are available as an option.

The housings are free from welds and comply with NACE MR-01-75 and are CE marked in accordance with PED 2014/68/EU.

These housings can also be supplied in a wide range of exotic materials, such as Hastelloy, Monel, Titanium etc.



## Technical Specifications

Housing Model	SS1211.205	SS1211.225	SS1211.305	SS1211.335
Port Size (1)	1/4" C & T	1/4" C & T	3/8" C & T	3/8" C & T
Drain	None	1/4" C & T	None	3/8" C & T
Maximum Pressure, Bar (2)	1400	1400	1400	1400
Maximum Temperature, °C (3)	200	200	200	200
<b>Materials of Construction (4)</b>				
Head, Bowl & Internals	316L SS	316L SS	316L SS	316L SS
Seal (5)	Viton	Viton	Viton	Viton
Filter Element Code (6)	12.57.□	12.57.□	12.57.□	12.57.□
Adsorber Cartridge Code (7)	12.57.AS□	12.57.AS□	12.57.AS□	12.57.AS□
<b>Principal Dimensions in mm</b>				
Diameter	200	200	200	200
Height	165	165	165	165
Volume, cc	50	50	50	50
Weight, kg	37	37	37	37
<b>Accessories</b>				
Support Core	SC.SS12	SC.SS12	SC.SS12	SC.SS12
Mounting Bracket	MB.SS428	MB.SS428	MB.SS428	MB.SS428

### Notes

(1) C & T = Coned and Threaded connection

(1) Above 200°C the pressure rating is reduced, consult us for the exact rating at any specific temperature

(2) Maximum temperature 200°C using standard seal. For temperatures up to 324°C use a Chemraz seal

(3) Material abbreviations, 316L SS = 316L Stainless Steel

(4) Add suffix for other seal types, Chemraz = .C, Nitrile = N, Kalrez = .K, EPDM = .E, Silicone = .S, (e.g. SS1211.221.E)

(5) Replace the □ with the grade required, e.g. 12.57.5CK, 12.57.S20V, 12.57.T20

(6) Replace the □ with the type required, e.g. 12.57.AS01


**Materials** 316L SS & Pyrex Glass  
**Pressure** 7 & 10 Bar  
**Ports** 1/4" or 1/2"  
**Element** 25.64.□

SG211 and SS212 series filter housings are specified for 1/8" & 1/4" line size applications at low pressure. For applications over 10 Bar, the SS215 housings are available. The housings are constructed from 316L stainless steel with a stainless steel or glass bowl. The glass bowl is also fitted with a bowl guard, this is not shown.

Standard housings have NPT ports and Viton seals. Other seal types are available as an option. BSPT and BSPP port types are also available.

The housings are free from welds and comply with NACE MR-01-75 and conform to SEP of PED 2014/68/EU.

These housings can also be supplied in a wide range of exotic materials, such as Hastelloy, Monel, Titanium etc.



Bowl guard not shown

## Technical Specifications

Housing Model	SG211.211	SG211.221	SG211.411	SG211.421	SS212.211	SS212.221	SS212.411	SS212.421
Port Size	1/4" NPT	1/4" NPT	1/2" NPT	1/2" NPT	1/4" NPT	1/4" NPT	1/2" NPT	1/2" NPT
Drain	1/8" NPT	1/4" NPT	1/8" NPT	1/4" NPT	1/8" NPT	1/4" NPT	1/8" NPT	1/4" NPT
Maximum Pressure, Bar (1)	7	7	7	7	10	10	10	10
Maximum Temperature, °C (2)	100	100	100	100	200	200	200	200
<b>Materials of Construction (3)</b>								
Head & Internals	316L SS	316L SS	316L SS	316L SS	316L SS	316L SS	316L SS	316L SS
Bowl	Pyrex	Pyrex	Pyrex	Pyrex	316L SS	316L SS	316L SS	316L SS
Seals (4)	Viton	Viton	Viton	Viton	Viton	Viton	Viton	Viton
Filter Element Code (5)	25.64.□	25.64.□	25.64.□	25.64.□	25.64.□	25.64.□	25.64.□	25.64.□
Adsorber Cartridge Code (6)	25.64.AD□	25.64.AD□	25.64.AD□	25.64.AD□	25.64.AD□	25.64.AD□	25.64.AD□	25.64.AD□
<b>Principal Dimensions in mm</b>								
Diameter	56	56	56	56	56	56	56	56
Height	132.5	132.5	132.5	132.5	132.5	132.5	132.5	132.5
Volume, cc	70	70	70	70	70	70	70	70
Weight, kg	1.1	1.1	1.1	1.1	1.2	1.2	1.2	1.2
<b>Accessories</b>								
Support Core	SC.SS21	SC.SS21	SC.SS21	SC.SS21	SC.SS21	SC.SS21	SC.SS21	SC.SS21
Mounting Bracket	MB.SS21	MB.SS21	MB.SS21	MB.SS21	MB.SS21	MB.SS21	MB.SS21	MB.SS21

### Notes

- (1) Above 200°C the pressure rating is reduced, consult us for the exact rating at any specific temperature (not SG types)
- (2) Maximum temperature 200°C using standard seal. For temperatures up to 324°C use a Chemraz seal
- (3) Material abbreviations, 316L SS = 316L Stainless Steel
- (4) Add suffix for other seal types, PTFE = .T, Chemraz = .C, Nitrile = N, Kalrez = .K, EPDM = .E, Silicone = .S, (e.g. SG211.221.T)
- (5) Replace the □ with the grade required, e.g. 25.64.5CK, 25.64.S20V, 25.64.T20
- (6) Replace the □ with the type required, e.g. 25.64.AD01

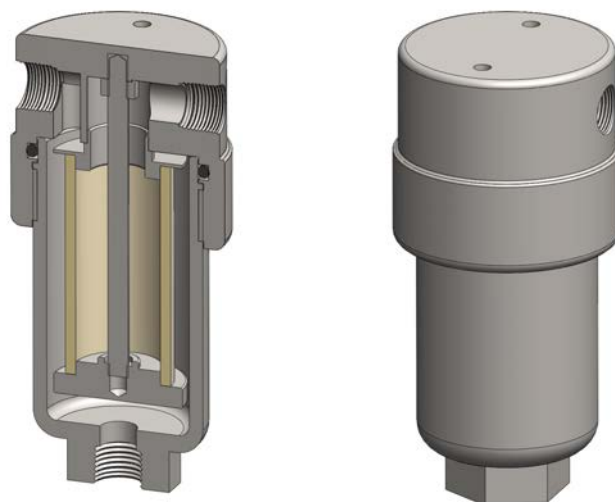
**Materials** 316L Stainless Steel  
**Pressure** 100 Bar  
**Ports** 1/4" or 1/2"  
**Element** 25.64.□

SS215 series filter housings are specified for 1/4" line size applications and for 1/2" applications where response time must be kept short. If the flow rate or contamination is high, or where service intervals must be kept as long as possible, SS235 series housings should be considered. For applications over 100 Bar high pressure versions are available, see the SS216 and SS218 series.

Standard housings have NPT ports and a Viton seal. Other seal types are available as an option. BSPT and BSPP port types are also available.

The housings are free from welds and comply with NACE MR-01-75 and conform to SEP of PED 2014/68/EU.

These housings can also be supplied in a wide range of exotic materials, such as Hastelloy, Monel, Titanium etc.



## Technical Specifications

Housing Model	SS215.201	SS215.221	SS215.401	SS215.421	SS215.441
Port Size	1/4" NPT	1/4" NPT	1/2" NPT	1/2" NPT	1/2" NPT
Drain	None	1/4" NPT	None	1/4" NPT	1/2" NPT
Maximum Pressure, Bar (1)	100	100	100	100	100
Maximum Temperature, °C (2)	200	200	200	200	200
<b>Materials of Construction (3)</b>					
Head, Bowl & Internals	316L SS	316L SS	316L SS	316L SS	316L SS
Seal (4)	Viton	Viton	Viton	Viton	Viton
Filter Element Code (5)	25.64.□	25.64.□	25.64.□	25.64.□	25.64.□
Adsorber Cartridge Code (6)	25.64.AD□	25.64.AD□	25.64.AD□	25.64.AD□	25.64.AD□
<b>Principal Dimensions in mm</b>					
Diameter	60	60	60	60	60
Height	128.5	128.5	128.5	128.5	128.5
Volume, cc	115	115	115	115	115
Weight, kg	1.45	1.45	1.45	1.45	1.45
<b>Accessories</b>					
Support Core	SC.SS21	SC.SS21	SC.SS21	SC.SS21	SC.SS21
Mounting Bracket	MB.SS21	MB.SS21	MB.SS21	MB.SS21	MB.SS21

### Notes

- (1) Above 200°C the pressure rating is reduced, consult us for the exact rating at any specific temperature
- (2) Maximum temperature 200°C using standard seal. For temperatures up to 324°C use a Chemraz seal
- (3) Material abbreviations, 316L SS = 316L Stainless Steel
- (4) Add suffix for other seal types, PTFE = .T, Chemraz = .C, Nitrile = N, Kalrez = .K, EPDM = .E, Silicone = .S, (e.g. SS215.221.T)
- (5) Replace the □ with the grade required, e.g. 25.64.5CK, 25.64.S20V, 25.64.T20
- (6) Replace the □ with the type required, e.g. 25.64.AD01



<b>Materials</b>	<b>316L Stainless Steel</b>
<b>Pressure</b>	<b>100 Bar</b>
<b>Ports</b>	<b>1/4" or 1/2"</b>
<b>Element</b>	<b>25.64.□</b>

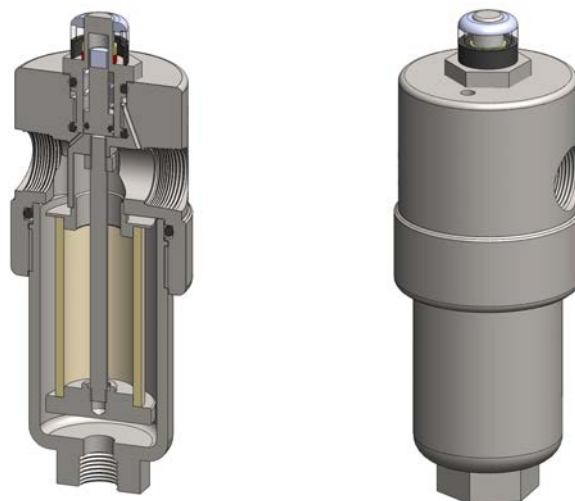
SiS215 series filter housings with differential pressure indicators are specified for 1/4" line size applications and for 1/2" applications where response time must be kept short. If the flow rate or contamination is high, or where service intervals must be kept as long as possible, SiS235 series housings should be considered. For applications over 100 Bar high pressure versions are available, see the SiS216 and SiS218 series.

Standard housings have NPT ports and Viton seals. Other seal types are available as an option. BSPT and BSPP port types are also available.

The housings are free from welds and comply with NACE MR-01-75 and conform to SEP of PED 2014/68/EU.

These housings can also be supplied in a wide range of exotic materials, such as Hastelloy, Monel, Titanium etc.

See data sheet CF/2.1/139 for more details about the DPI.



## Technical Specifications

Housing Model (1)	SiS215.201	SiS215.221	SiS215.401	SiS215.421	SiS215.441
Port Size	1/4" NPT	1/4" NPT	1/2" NPT	1/2" NPT	1/2" NPT
Drain	None	1/4" NPT	None	1/4" NPT	1/2" NPT
Maximum Pressure, Bar	100	100	100	100	100
Maximum Temperature, °C (2)	100	100	100	100	100
<b>Materials of Construction (3)</b>					
Head, Bowl & Internals	316L SS	316L SS	316L SS	316L SS	316L SS
Magnet (4)	Neodymium	Neodymium	Neodymium	Neodymium	Neodymium
Cover	Acrylic	Acrylic	Acrylic	Acrylic	Acrylic
Seals (5)	Viton	Viton	Viton	Viton	Viton
Filter Element Code (6)	25.64.□	25.64.□	25.64.□	25.64.□	25.64.□
<b>Principal Dimensions in mm</b>					
Diameter	60	60	60	60	60
Height	168	168	168	168	168
Volume, cc	115	115	115	115	115
Weight, kg	1.8	1.8	1.8	1.8	1.8
<b>Accessories</b>					
Support Core	SC.SS21	SC.SS21	SC.SS21	SC.SS21	SC.SS21
Mounting Bracket	MB.SiS21	MB.SiS21	MB.SiS21	MB.SiS21	MB.SiS21

### Notes

- (1) Change part number to SeS215 for the electrical DPI version
- (2) Maximum temperature 100°C due to differential pressure indicator
- (3) Material abbreviations, 316L SS = 316L Stainless Steel
- (4) The magnet is electroplated with Ni-Cu-Ni
- (5) Add suffix for other seal types, Chemraz = .C, Nitrile = N, Kalrez = .K, EPDM = .E, Silicone = .S, (e.g. SiS215.221.E)
- (6) Replace the □ with the grade required, e.g. 25.64.5CK, 25.64.S20V, 25.64.T20

# SV215

## Inverted Coalescing Filter Housing

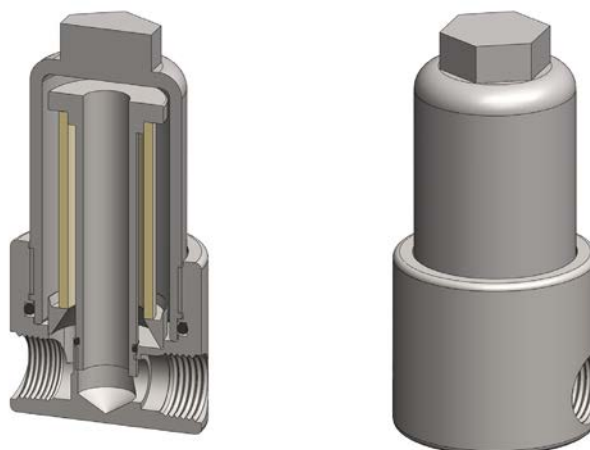
<b>Materials</b>	<b>316L Stainless Steel</b>
<b>Pressure</b>	<b>100 Bar</b>
<b>Ports</b>	<b>1/4" or 1/2"</b>
<b>Element</b>	<b>25.65.□</b>

SV215 series filter housings are specified for 1/4" & 1/2" line size coalescing applications. The housing is designed so the ports and drain connection are all arranged in the head. This means that the drain does not have to be disconnected to change the filter element and the element remains vertical which is the correct orientation for efficient coalescing.

Standard housings have NPT ports and Viton seals. Other seal types are available as an option. BSPT and BSPP port types are also available.

The housings are free from welds and comply with NACE MR-01-75 and conform to SEP of PED 2014/68/EU.

These housings can also be supplied in a wide range of exotic materials, such as Hastelloy, Monel, Titanium etc.



### Technical Specifications

#### Housing Model

#### SV215.221

#### SV215.421

Port Size	1/4" NPT	1/2" NPT
Drain	1/4" NPT	1/4" NPT
Maximum Pressure, Bar (1)	100	100
Maximum Temperature, °C (2)	200	200
<b>Materials of Construction (3)</b>		
Head, Bowl & Internals	316L SS	316L SS
Seals (4)	Viton	Viton
Filter Element Code (5)	25.64.□	25.64.□
<b>Principal Dimensions in mm</b>		
Diameter	63	63
Height	128	128
Volume, cc	115	115
Weight, kg	1.65	1.65
<b>Accessories</b>		
Mounting Bracket	MB.SV215	MB.SV215

#### Notes

(1) Above 200°C the pressure rating is reduced, consult us for the exact rating at any specific temperature

(2) Maximum temperature 200°C using standard seal. For temperatures up to 324°C use a Chemraz seal

(3) Material abbreviations, 316L SS = 316L Stainless Steel

(4) Add suffix for other seal types, Chemraz = .C, Nitrile = N, Kalrez = .K, EPDM = .E, Silicone = .S, (e.g. SV215.221.E)

(5) Replace the □ with the grade required, e.g. 25.64.5CK


**Materials** 316L Stainless Steel  
**Pressure** 200 Bar  
**Ports** 1/4" or 1/2"  
**Element** 25.64.□

SS216 series filter housings are specified for 200 Bar 1/4" line size applications and for 1/2" applications where response time must be kept short. If the flow rate or contamination is high, or where service intervals must be kept as long as possible, SS236 series housings should be considered. For applications less than 100 Bar see the SS215 series and for over 200 Bar see the SS218 series.

Standard housings have NPT ports and a Viton seal. Other seal types are available as an option. BSPT and BSPP port types are also available.

The housings are free from welds and comply with NACE MR-01-75 and are CE marked in accordance with PED 2014/68/EU.

These housings can also be supplied in a wide range of exotic materials, such as Hastelloy, Monel, Titanium etc.



## Technical Specifications

Housing Model	SS216.201	SS216.221	SS216.401	SS216.421	SS216.441
Port Size	1/4" NPT	1/4" NPT	1/2" NPT	1/2" NPT	1/2" NPT
Drain	None	1/4" NPT	None	1/4" NPT	1/2" NPT
Maximum Pressure, Bar (1)	200	200	200	200	200
Maximum Temperature, °C (2)	200	200	200	200	200
<b>Materials of Construction (3)</b>					
Head, Bowl & Internals	316L SS	316L SS	316L SS	316L SS	316L SS
Seal (4)	Viton	Viton	Viton	Viton	Viton
Filter Element Code (5)	25.64.□	25.64.□	25.64.□	25.64.□	25.64.□
Adsorber Cartridge Code (6)	25.64.AD□	25.64.AD□	25.64.AD□	25.64.AD□	25.64.AD□
<b>Principal Dimensions in mm</b>					
Diameter	64	64	64	64	64
Height	134.5	134.5	134.5	134.5	134.5
Volume, cc	120	120	120	120	120
Weight, kg	2.1	2.1	2.1	2.1	2.1
<b>Accessories</b>					
Support Core	SC.SS21	SC.SS21	SC.SS21	SC.SS21	SC.SS21
Mounting Bracket	MB.SS21	MB.SS21	MB.SS21	MB.SS21	MB.SS21

### Notes

- (1) Above 200°C the pressure rating is reduced, consult us for the exact rating at any specific temperature
- (2) Maximum temperature 200°C using standard seal. For temperatures up to 324°C use a Chemraz seal
- (3) Material abbreviations, 316L SS = 316L Stainless Steel
- (4) Add suffix for other seal types, PTFE = .T, Chemraz = .C, Nitrile = N, Kalrez = .K, EPDM = .E, Silicone = .S, (e.g. SS216.221.T)
- (5) Replace the □ with the grade required, e.g. 25.64.5CK, 25.64.S20V, 25.64.T20
- (6) Replace the □ with the type required, e.g. 25.64.AD01

<b>Materials</b>	<b>316L Stainless Steel</b>
<b>Pressure</b>	<b>200 Bar</b>
<b>Ports</b>	<b>1/4" or 1/2"</b>
<b>Element</b>	<b>25.64.□</b>


SiS216 series filter housings with differential pressure indicators are specified for 200 Bar 1/4" line size and for 1/2" applications where response time must be kept short. If the flow rate or contamination is high, or where service intervals must be kept as long as possible, SiS236 series housings should be considered. For applications less than 100 Bar see the SiS215 series and for over 200 Bar see the SiS218 series.

Standard housings have NPT ports and Viton seals. Other seal types are available as an option. BSPT and BSPP port types are also available.

The housings are free from welds and comply with NACE MR-01-75 and are CE marked in accordance with PED 2014/68/EU.

These housings can also be supplied in a wide range of exotic materials, such as Hastelloy, Monel, Titanium etc.

See data sheet CF/2.1/139 for more details about the DPI.



## Technical Specifications

Housing Model (1)	SiS216.201	SiS216.221	SiS216.401	SiS216.421	SiS216.441
Port Size	1/4" NPT	1/4" NPT	1/2" NPT	1/2" NPT	1/2" NPT
Drain	None	1/4" NPT	None	1/4" NPT	1/2" NPT
Maximum Pressure, Bar	200	200	200	200	200
Maximum Temperature, °C (2)	100	100	100	100	100
<b>Materials of Construction (3)</b>					
Head, Bowl & Internals	316L SS	316L SS	316L SS	316L SS	316L SS
Magnet (4)	Neodymium	Neodymium	Neodymium	Neodymium	Neodymium
Cover	Acrylic	Acrylic	Acrylic	Acrylic	Acrylic
Seals (5)	Viton	Viton	Viton	Viton	Viton
Filter Element Code (6)	25.64.□	25.64.□	25.64.□	25.64.□	25.64.□
<b>Principal Dimensions in mm</b>					
Diameter	64	64	64	64	64
Height	173.5	173.5	173.5	173.5	173.5
Volume, cc	120	120	120	120	120
Weight, kg	2.6	2.6	2.6	2.6	2.6
<b>Accessories</b>					
Support Core	SC.SS21	SC.SS21	SC.SS21	SC.SS21	SC.SS21
Mounting Bracket	MB.SiS21	MB.SiS21	MB.SiS21	MB.SiS21	MB.SiS21

### Notes

- (1) Change part number to SeS216 for the electrical DPI version
- (2) Maximum temperature 100°C due to differential pressure indicator
- (3) Material abbreviations, 316L SS = 316L Stainless Steel
- (4) The magnet is electroplated with Ni-Cu-Ni
- (5) Add suffix for other seal types, Chemraz = .C, Nitrile = N, Kalrez = .K, EPDM = .E, Silicone = .S, (e.g. SiS216.221.E)
- (6) Replace the □ with the grade required, e.g. 25.64.5CK, 25.64.S20V, 25.64.T20

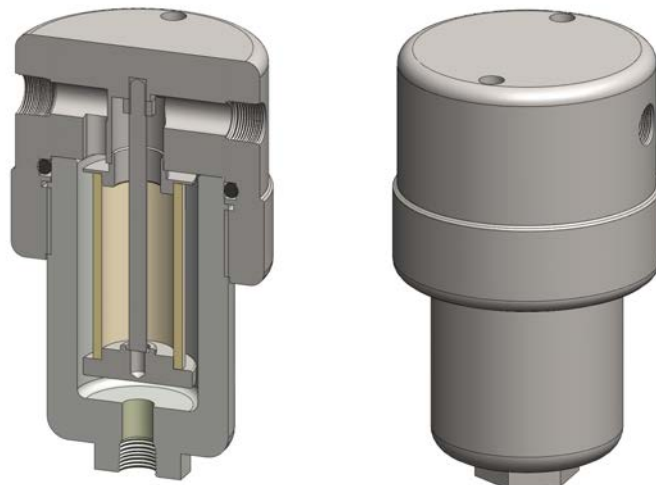
**Materials** 316L Stainless Steel  
**Pressure** 400 Bar  
**Ports** 1/4" or 1/2"  
**Element** 25.64.□

SS218 series filter housings are specified for 400 Bar 1/4" line size applications and for 1/2" applications where response time must be kept short. If the flow rate or contamination is high, or where service intervals must be kept as long as possible, SS238 series housings should be considered. For applications up to 100 Bar see the SS215 series and for up to 200 Bar see the SS216 series.

Standard housings have NPT ports and a Viton seal. Other seal types are available as an option. BSPT and BSPP port types are also available.

The housings are free from welds and comply with NACE MR-01-75 and are CE marked in accordance with PED 2014/68/EU.

These housings can also be supplied in a wide range of exotic materials, such as Hastelloy, Monel, Titanium etc.



## Technical Specifications

Housing Model	SS218.201	SS218.221	SS218.401	SS218.421	SS218.441
Port Size	1/4" NPT	1/4" NPT	1/2" NPT	1/2" NPT	1/2" NPT
Drain	None	1/4" NPT	None	1/4" NPT	1/2" NPT
Maximum Pressure, Bar (1)	400	400	400	400	400
Maximum Temperature, °C (2)	200	200	200	200	200
<b>Materials of Construction (3)</b>					
Head, Bowl & Internals	316L SS	316L SS	316L SS	316L SS	316L SS
Seal (4)	Viton	Viton	Viton	Viton	Viton
Filter Element Code (5)	25.64.□	25.64.□	25.64.□	25.64.□	25.64.□
Adsorber Cartridge Code (6)	25.64.AD□	25.64.AD□	25.64.AD□	25.64.AD□	25.64.AD□
<b>Principal Dimensions in mm</b>					
Diameter	85	85	85	85	85
Height	147	147	147	147	147
Volume, cc	160	160	160	160	160
Weight, kg	2.55	2.55	2.55	2.55	2.55
<b>Accessories</b>					
Support Core	SC.SS21	SC.SS21	SC.SS21	SC.SS21	SC.SS21
Mounting Bracket	MB.SS218	MB.SS218	MB.SS218	MB.SS218	MB.SS218

### Notes

- (1) Above 200°C the pressure rating is reduced, consult us for the exact rating at any specific temperature
- (2) Maximum temperature 200°C using standard seal. For temperatures up to 324°C use a Chemraz seal
- (3) Material abbreviations, 316L SS = 316L Stainless Steel
- (4) Add suffix for other seal types, PTFE = .T, Chemraz = .C, Nitrile = N, Kalrez = .K, EPDM = .E, Silicone = .S, (e.g. SS218.221.T)
- (5) Replace the □ with the grade required, e.g. 25.64.5CK, 25.64.S20V, 25.64.T20
- (6) Replace the □ with the type required, e.g. 25.64.AD01



<b>Materials</b>	<b>316L Stainless Steel</b>
<b>Pressure</b>	<b>400 Bar</b>
<b>Ports</b>	<b>1/4" or 1/2"</b>
<b>Element</b>	<b>25.64.□</b>


SiS218 series filter housings with differential pressure indicators are specified for 400 Bar 1/4" line size and for 1/2" applications where response time must be kept short. If the flow rate or contamination is high, or where service intervals must be kept as long as possible, SiS238 series housings should be considered. For applications up to 100 Bar see the SiS215 series and for up to 200 Bar see the SiS216 series.

Standard housings have NPT ports and Viton seals. Other seal types are available as an option. BSPT and BSPP port types are also available.

The housings are free from welds and comply with NACE MR-01-75 and are CE marked in accordance with PED 2014/68/EU.

These housings can also be supplied in a wide range of exotic materials, such as Hastelloy, Monel, Titanium etc.

See data sheet CF/2.1/139 for more details about the DPI.



## Technical Specifications

Housing Model (1)	SiS218.201	SiS218.221	SiS218.401	SiS218.421	SiS218.441
Port Size	1/4" NPT	1/4" NPT	1/2" NPT	1/2" NPT	1/2" NPT
Drain	None	1/4" NPT	None	1/4" NPT	1/2" NPT
Maximum Pressure, Bar	400	400	400	400	400
Maximum Temperature, °C (2)	100	100	100	100	100
<b>Materials of Construction (3)</b>					
Head, Bowl & Internals	316L SS	316L SS	316L SS	316L SS	316L SS
Magnet (4)	Neodymium	Neodymium	Neodymium	Neodymium	Neodymium
Cover	Acrylic	Acrylic	Acrylic	Acrylic	Acrylic
Seals (5)	Viton	Viton	Viton	Viton	Viton
Filter Element Code (6)	25.64.□	25.64.□	25.64.□	25.64.□	25.64.□
<b>Principal Dimensions in mm</b>					
Diameter	85	85	85	85	85
Height	180	180	180	180	180
Volume, cc	160	160	160	160	160
Weight, kg	4.7	4.7	4.7	4.7	4.7
<b>Accessories</b>					
Support Core	SC.SS21	SC.SS21	SC.SS21	SC.SS21	SC.SS21
Mounting Bracket	MB.SiS218	MB.SiS218	MB.SiS218	MB.SiS218	MB.SiS218

### Notes

- (1) Change part number to SeS218 for the electrical DPI version
- (2) Maximum temperature 100°C due to differential pressure indicator
- (3) Material abbreviations, 316L SS = 316L Stainless Steel
- (4) The magnet is electroplated with Ni-Cu-Ni
- (5) Add suffix for other seal types, Chemraz = .C, Nitrile = N, Kalrez = .K, EPDM = .E, Silicone = .S, (e.g. SiS218.221.E)
- (6) Replace the □ with the grade required, e.g. 25.64.5CK, 25.64.S20V, 25.64.T20

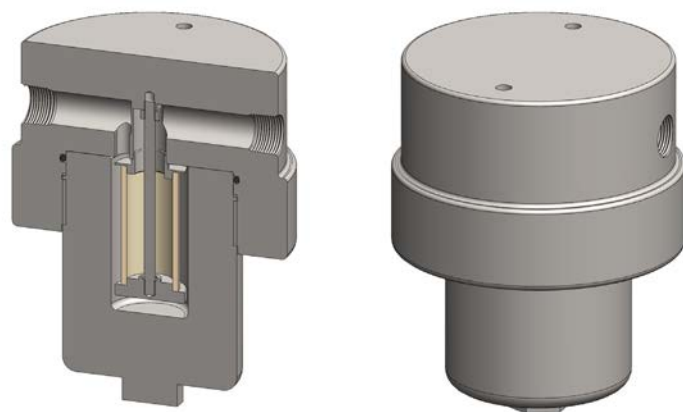
**Materials** 316L Stainless Steel  
**Pressure** 700 Bar  
**Ports** 1/4" or 1/2"  
**Element** 25.64.□

SS219 series filter housings are specified for 700 Bar 1/4" line size applications and for 1/2" applications where response time must be kept short. If the flow rate or contamination is high, or where service intervals must be kept as long as possible, SS239 series housings should be considered. For applications at lower pressures see the SS215, SS216, and SS218 series housings.

Standard housings have NPT ports and a Viton seal. Other seal types are available as an option. BSPT and BSPP port types are also available.

The housings are free from welds and comply with NACE MR-01-75 and are CE marked in accordance with PED 2014/68/EU.

These housings can also be supplied in a wide range of exotic materials, such as Hastelloy, Monel, Titanium etc.



## Technical Specifications

Housing Model	SS219.201	SS219.221	SS219.401	SS219.421	SS219.441
Port Size	1/4" NPT	1/4" NPT	1/2" NPT	1/2" NPT	1/2" NPT
Drain	None	1/4" NPT	None	1/4" NPT	1/2" NPT
Maximum Pressure, Bar (1)	700	700	700	700	700
Maximum Temperature, °C (2)	200	200	200	200	200
<b>Materials of Construction (3)</b>					
Head, Bowl & Internals	316L SS	316L SS	316L SS	316L SS	316L SS
Seal (4)	Viton	Viton	Viton	Viton	Viton
Filter Element Code (5)	25.64.□	25.64.□	25.64.□	25.64.□	25.64.□
Adsorber Cartridge Code (6)	25.64.AD□	25.64.AD□	25.64.AD□	25.64.AD□	25.64.AD□
<b>Principal Dimensions in mm</b>					
Diameter	140	140	140	140	140
Height	186.5	186.5	186.5	186.5	186.5
Volume, cc	175	175	175	175	175
Weight, kg	16.2	16.2	16.2	16.2	16.2
<b>Accessories</b>					
Support Core	SC.SS21	SC.SS21	SC.SS21	SC.SS21	SC.SS21
Mounting Bracket	MB.SS219	MB.SS219	MB.SS219	MB.SS219	MB.SS219

### Notes

- (1) Above 200°C the pressure rating is reduced, consult us for the exact rating at any specific temperature
- (2) Maximum temperature 200°C using standard seal. For temperatures up to 324°C use a Chemraz seal
- (3) Material abbreviations, 316L SS = 316L Stainless Steel
- (4) Add suffix for other seal types, PTFE = .T, Chemraz = .C, Nitrile = N, Kalrez = .K, EPDM = .E, Silicone = .S, (e.g. SS219.221.T)
- (5) Replace the □ with the grade required, e.g. 25.64.5CK, 25.64.S20V, 25.64.T20
- (6) Replace the □ with the type required, e.g. 25.64.AD01

<b>Materials</b>	<b>316L Stainless Steel</b>
<b>Pressure</b>	<b>700 Bar</b>
<b>Ports</b>	<b>1/4" or 1/2"</b>
<b>Element</b>	<b>25.64.□</b>


SiS219 series filter housings with differential pressure indicators are specified for 700 Bar 1/4" line size and for 1/2" applications where response time must be kept short. If the flow rate or contamination is high, or where service intervals must be kept as long as possible, SiS239 series housings should be considered. For applications at lower pressures see the SiS215, SiS216, and SiS218 series housings.

Standard housings have NPT ports and Viton seals. Other seal types are available as an option. BSPT and BSPP port types are also available.

The housings are free from welds and comply with NACE MR-01-75 and are CE marked in accordance with PED 2014/68/EU.

These housings can also be supplied in a wide range of exotic materials, such as Hastelloy, Monel, Titanium etc.

See data sheet CF/2.1/139 for more details about the DPI.



## Technical Specifications

Housing Model (1)	SiS219.201	SiS219.221	SiS219.401	SiS219.421	SiS21.441
Port Size	1/4" NPT	1/4" NPT	1/2" NPT	1/2" NPT	1/2" NPT
Drain	None	1/4" NPT	None	1/4" NPT	1/2" NPT
Maximum Pressure, Bar	700	700	700	700	700
Maximum Temperature, °C (2)	100	100	100	100	100
<b>Materials of Construction (3)</b>					
Head, Bowl & Internals	316L SS	316L SS	316L SS	316L SS	316L SS
Magnet (4)	Neodymium	Neodymium	Neodymium	Neodymium	Neodymium
Cover	Acrylic	Acrylic	Acrylic	Acrylic	Acrylic
Seals (5)	Viton	Viton	Viton	Viton	Viton
Filter Element Code (6)	25.64.□	25.64.□	25.64.□	25.64.□	25.64.□
<b>Principal Dimensions in mm</b>					
Diameter	140	140	140	140	140
Height	208.5	201.5	201.5	201.5	201.5
Volume, cc	175	175	175	175	175
Weight, kg	16.2	16.2	16.2	16.2	16.2
<b>Accessories</b>					
Support Core	SC.SS21	SC.SS21	SC.SS21	SC.SS21	SC.SS21
Mounting Bracket	MB.SiS219	MB.SiS219	MB.SiS219	MB.SiS219	MB.SiS219

### Notes

- (1) Change part number to SeS219 for the electrical DPI version
- (2) Maximum temperature 100°C due to differential pressure indicator
- (3) Material abbreviations, 316L SS = 316L Stainless Steel
- (4) The magnet is electroplated with Ni-Cu-Ni
- (5) Add suffix for other seal types, Chemraz = .C, Nitrile = N, Kalrez = .K, EPDM = .E, Silicone = .S, (e.g. SiS219.221.E)
- (6) Replace the □ with the grade required, e.g. 25.64.5CK, 25.64.S20V, 25.64.T20

# SG231 & SS232

## Filter Housing


**Materials** 316L SS & Pyrex Glass  
**Pressure** 7 & 10 Bar  
**Ports** 1/4" or 1/2"  
**Element** 25.178.□

SG231 and SS232 series filter housings are specified for 1/4" & 1/2" line size applications at low pressure. For applications over 10 Bar, the SS235 housings are available. The housings are constructed from 316L stainless steel with a stainless steel or glass bowl. The glass bowl is also fitted with a bowl guard, this is not shown.

Standard housings have NPT ports and Viton seals. Other seal types are available as an option. BSPT and BSPP port types are also available.

The housings are free from welds and comply with NACE MR-01-75 and conform to SEP of PED 2014/68/EU.

These housings can also be supplied in a wide range of exotic materials, such as Hastelloy, Monel, Titanium etc.



Bowl guard not shown

## Technical Specifications

Housing Model	SG231.211	SG231.221	SG231.411	SG231.421	SS232.211	SS232.221	SS232.411	SS232.421
Port Size	1/4" NPT	1/4" NPT	1/2" NPT	1/2" NPT	1/4" NPT	1/4" NPT	1/2" NPT	1/2" NPT
Drain	1/8" NPT	1/4" NPT	1/8" NPT	1/4" NPT	1/8" NPT	1/4" NPT	1/8" NPT	1/4" NPT
Maximum Pressure, Bar (1)	7	7	7	7	10	10	10	10
Maximum Temperature, °C (2)	100	100	100	100	200	200	200	200
<b>Materials of Construction (3)</b>								
Head & Internals	316L SS	316L SS	316L SS	316L SS	316L SS	316L SS	316L SS	316L SS
Bowl	Pyrex	Pyrex	Pyrex	Pyrex	316L SS	316L SS	316L SS	316L SS
Seals (4)	Viton	Viton	Viton	Viton	Viton	Viton	Viton	Viton
Filter Element Code (5)	25.178.□	25.178.□	25.178.□	25.178.□	25.178.□	25.178.□	25.178.□	25.178.□
Adsorber Cartridge Code (6)	25.178.AD□	25.178.AD□	25.178.AD□	25.178.AD□	25.178.AD□	25.178.AD□	25.178.AD□	25.178.AD□
<b>Principal Dimensions in mm</b>								
Diameter	56	56	56	56	56	56	56	56
Height	245	245	245	245	245	245	245	245
Volume, cc	250	250	250	250	250	250	250	250
Weight, kg	1.25	1.25	1.25	1.25	1.3	1.3	1.3	1.3
<b>Accessories</b>								
Support Core	SC.SS23	SC.SS23	SC.SS23	SC.SS23	SC.SS23	SC.SS23	SC.SS23	SC.SS23
Mounting Bracket	MB.SS21	MB.SS21	MB.SS21	MB.SS21	MB.SS21	MB.SS21	MB.SS21	MB.SS21

### Notes

- (1) Above 200°C the pressure rating is reduced, consult us for the exact rating at any specific temperature (not SG types)
- (2) Maximum temperature 200°C using standard seal. For temperatures up to 324°C use a Chemraz seal
- (3) Material abbreviations, 316L SS = 316L Stainless Steel
- (4) Add suffix for other seal types, PTFE = .T, Chemraz = .C, Nitrile = N, Kalrez = .K, EPDM = .E, Silicone = .S, (e.g. SG231.221.T)
- (5) Replace the □ with the grade required, e.g. 25.178.SCK, 25.178.S20V, 25.178.T20
- (6) Replace the □ with the type required, e.g. 25.178.AD01


**Materials** 316L Stainless Steel  
**Pressure** 100 Bar  
**Ports** 1/4", 1/2" or 3/4"  
**Element** 25.178.□

SS235 series filter housings are specified for 1/4" & 1/2" line size applications where contamination or the flow rate is high. Higher pressure versions are available for applications over 100 Bar, see the SS236 and SS238 series housings. The SS215 series offers a more compact design for lower flow rates.

Standard housings have NPT ports and a Viton seal. Other seal types are available as an option. BSPT and BSPP port types are also available.

The housings are free from welds and comply with NACE MR-01-75 and conform to SEP of PED 2014/68/EU.

These housings can also be supplied in a wide range of exotic materials, such as Hastelloy, Monel, Titanium etc.



## Technical Specifications

Housing Model	SS235.201	SS235.221	SS235.401	SS235.421	SS235.441	SS235.501	SS235.521	SS235.541
Port Size	1/4" NPT	1/4" NPT	1/2" NPT	1/2" NPT	1/2" NPT	3/4" NPT	3/4" NPT	3/4" NPT
Drain	None	1/4" NPT	None	1/4" NPT	1/2" NPT	None	1/4" NPT	1/2" NPT
Maximum Pressure, Bar (1)	100	100	100	100	100	100	100	100
Maximum Temperature, °C (2)	200	200	200	200	200	200	200	200
<b>Materials of Construction (3)</b>								
Head, Bowl & Internals	316L SS	316L SS	316L SS	316L SS	316L SS	316L SS	316L SS	316L SS
Seal (4)	Viton	Viton	Viton	Viton	Viton	Viton	Viton	Viton
Filter Element Code (5)	25.178.□	25.178.□	25.178.□	25.178.□	25.178.□	25.178.□	25.178.□	25.178.□
Adsorber Cartridge Code (6)	25.178.AD□	25.178.AD□	25.178.AD□	25.178.AD□	25.178.AD□	25.178.AD□	25.178.AD□	25.178.AD□
<b>Principal Dimensions in mm</b>								
Diameter	60	60	60	60	60	70	70	70
Height	241.5	241.5	241.5	241.5	241.5	255.5	255.5	255.5
Volume, cc	265	265	265	265	265	270	270	270
Weight, kg	1.95	1.95	1.95	1.95	1.95	2.95	2.95	2.95
<b>Accessories</b>								
Support Core	SC.SS23	SC.SS23	SC.SS23	SC.SS23	SC.SS23	SC.SS23	SC.SS23	SC.SS23
Mounting Bracket	MB.SS21	MB.SS21	MB.SS21	MB.SS21	MB.SS21	MB.SS21	MB.SS21	MB.SS21

### Notes

- (1) Above 200°C the pressure rating is reduced, consult us for the exact rating at any specific temperature
- (2) Maximum temperature 200°C using standard seal. For temperatures up to 324°C use a Chemraz seal
- (3) Material abbreviations, 316L SS = 316L Stainless Steel
- (4) Add suffix for other seal types, PTFE = .T, Chemraz = .C, Nitrile = N, Kalrez = .K, EPDM = .E, Silicone = .S, (e.g. SS235.221.T)
- (5) Replace the □ with the grade required, e.g. 25.178.SCK, 25.178.S20V, 25.178.T20
- (6) Replace the □ with the type required, e.g. 25.178.AD01



**Materials** 316L Stainless Steel  
**Pressure** 100 Bar  
**Ports** 1/4", 1/2" or 3/4"  
**Element** 25.178.□

SiS235 series filter housings with differential pressure indicators are specified for 1/4" & 1/2" line size applications where contamination or flow rate is high. Higher pressure versions are available for applications over 100 Bar, see the SiS236 and SiS238 series housings. The SiS235 series offers a more compact design for lower flow rates.

Standard housings have NPT ports and a Viton seal. Other seal types are available as an option. BSPT and BSPP port types are also available.

The housings are free from welds and comply with NACE MR-01-75 and conform to SEP of PED 2014/68/EU.

These housings can also be supplied in a wide range of exotic materials, such as Hastelloy, Monel, Titanium etc.

See data sheet CF/2.1/139 for more details about the DPI.



## Technical Specifications

Housing Model (1)	SiS235.201	SiS235.221	SiS235.401	SiS235.421	SiS235.441	SiS235.501	SiS235.521	SiS235.541
Port Size	1/4" NPT	1/4" NPT	1/2" NPT	1/2" NPT	1/2" NPT	3/4" NPT	3/4" NPT	3/4" NPT
Drain	None	1/4" NPT	None	1/4" NPT	1/2" NPT	None	1/4" NPT	1/2" NPT
Maximum Pressure, Bar	100	100	100	100	100	100	100	100
Maximum Temperature, °C (2)	100	100	100	100	100	100	100	100
<b>Materials of Construction (3)</b>								
Head, Bowl & Internals	316L SS	316L SS	316L SS	316L SS	316L SS	316L SS	316L SS	316L SS
Magnet (4)	Neodymium	Neodymium	Neodymium	Neodymium	Neodymium	Neodymium	Neodymium	Neodymium
Cover	Acrylic	Acrylic	Acrylic	Acrylic	Acrylic	Acrylic	Acrylic	Acrylic
Seals (5)	Viton	Viton	Viton	Viton	Viton	Viton	Viton	Viton
Filter Element Code (6)	25.178.□	25.178.□	25.178.□	25.178.□	25.178.□	25.178.□	25.178.□	25.178.□
<b>Principal Dimensions in mm</b>								
Diameter	60	60	60	60	60	70	70	70
Height	281	281	281	281	281	295	295	295
Volume, cc	265	265	265	265	265	270	270	270
Weight, kg	2.4	2.4	2.4	2.4	2.4	4.0	4.0	4.0
<b>Accessories</b>								
Support Core	SC.SS23	SC.SS23	SC.SS23	SC.SS23	SC.SS23	SC.SS23	SC.SS23	SC.SS23
Mounting Bracket	MB.SiS21	MB.SiS21	MB.SiS21	MB.SiS21	MB.SiS21	MB.SiS21	MB.SiS21	MB.SiS21

### Notes

- (1) Change part number to SeS235 for the electrical DPI version
- (2) Maximum temperature 100°C due to differential pressure indicator
- (3) Material abbreviations, 316L SS = 316L Stainless Steel
- (4) The magnet is electroplated with Ni-Cu-Ni
- (5) Add suffix for other seal types, Chemraz = .C, Nitrile = N, Kalrez = .K, EPDM = .E, Silicone = .S, (e.g. SiS235.221.E)
- (6) Replace the □ with the grade required, e.g. 25.178.SCK, 25.178.S20V, 25.178.T20

# SV235

## Inverted Coalescing Filter Housing


<b>Materials</b>	<b>316L Stainless Steel</b>
<b>Pressure</b>	<b>100 Bar</b>
<b>Ports</b>	<b>1/4" or 1/2"</b>
<b>Element</b>	<b>25.178.□</b>

SV235 series filter housings are specified for 1/4" & 1/2" line size coalescing applications. The housing is designed so the ports and drain connection are all arranged in the head. This means that the drain does not have to be disconnected to change the filter element and the element remains vertical which is the correct orientation for efficient coalescing.

Standard housings have NPT ports and Viton seals. Other seal types are available as an option. BSPT and BSPP port types are also available.

The housings are free from welds and comply with NACE MR-01-75 and conform to SEP of PED 2014/68/EU.

These housings can also be supplied in a wide range of exotic materials, such as Hastelloy, Monel, Titanium etc.



## Technical Specifications

Housing Model	SV235.221	SV235.421
Port Size	1/4" NPT	1/2" NPT
Drain	1/4" NPT	1/4" NPT
Maximum Pressure, Bar (1)	100	100
Maximum Temperature, °C (2)	200	200
<b>Materials of Construction (3)</b>		
Head, Bowl & Internals	316L SS	316L SS
Seals (4)	Viton	Viton
Filter Element Code (5)	25.178.□	25.178.□
<b>Principal Dimensions in mm</b>		
Diameter	63	63
Height	241	241
Volume, cc	265	265
Weight, kg	2.05	2.05
<b>Accessories</b>		
Mounting Bracket	MB.SV215	MB.SV215

### Notes

(1) Above 200°C the pressure rating is reduced, consult us for the exact rating at any specific temperature

(2) Maximum temperature 200°C using standard seal. For temperatures up to 324°C use a Chemraz seal

(3) Material abbreviations, 316L SS = 316L Stainless Steel

(4) Add suffix for other seal types, Chemraz = .C, Nitrile = N, Kalrez = .K, EPDM = .E, Silicone = .S, (e.g. SV235.221.E)

(5) Replace the □ with the grade required, e.g. 25.178.5CK


**Materials** 316L Stainless Steel  
**Pressure** 200 Bar  
**Ports** 1/4" or 1/2"  
**Element** 25.178.□

SS236 series filter housings are specified for 200 Bar 1/4" & 1/2" applications where the flow rate or contamination is high, or where service intervals must be kept as long as possible. For applications less than 100 Bar see the SS235 series and for over 200 Bar see the SS238 series housings. The SS216 series offers a more compact design for lower flows.

Standard housings have NPT ports and a Viton seal. Other seal types are available as an option. BSPT and BSPP port types are also available.

The housings are free from welds and comply with NACE MR-01-75 and are CE marked in accordance with PED 2014/68/EU.

These housings can also be supplied in a wide range of exotic materials, such as Hastelloy, Monel, Titanium etc.



## Technical Specifications

Housing Model	SS236.201	SS236.221	SS236.401	SS236.421	SS236.441
Port Size	1/4" NPT	1/4" NPT	1/2" NPT	1/2" NPT	1/2" NPT
Drain	None	1/4" NPT	None	1/4" NPT	1/2" NPT
Maximum Pressure, Bar (1)	200	200	200	200	200
Maximum Temperature, °C (2)	200	200	200	200	200
<b>Materials of Construction (3)</b>					
Head, Bowl & Internals	316L SS	316L SS	316L SS	316L SS	316L SS
Seal (4)	Viton	Viton	Viton	Viton	Viton
Filter Element Code (5)	25.178.□	25.178.□	25.178.□	25.178.□	25.178.□
Adsorber Cartridge Code (6)	25.178.AD□	25.178.AD□	25.178.AD□	25.178.AD□	25.178.AD□
<b>Principal Dimensions in mm</b>					
Diameter	64	64	64	64	64
Height	248.5	248.5	248.5	248.5	248.5
Volume, cc	285	285	285	285	285
Weight, kg	3.05	3.05	3.05	3.05	3.05
<b>Accessories</b>					
Support Core	SC.SS23	SC.SS23	SC.SS23	SC.SS23	SC.SS23
Mounting Bracket	MB.SS21	MB.SS21	MB.SS21	MB.SS21	MB.SS21

### Notes

- (1) Above 200°C the pressure rating is reduced, consult us for the exact rating at any specific temperature
- (2) Maximum temperature 200°C using standard seal. For temperatures up to 324°C use a Chemraz seal
- (3) Material abbreviations, 316L SS = 316L Stainless Steel
- (4) Add suffix for other seal types, PTFE = .T, Chemraz = .C, Nitrile = N, Kalrez = .K, EPDM = .E, Silicone = .S, (e.g. SS236.221.T)
- (5) Replace the □ with the grade required, e.g. 25.178.5CK, 25.178.S20V, 25.178.T20
- (6) Replace the □ with the type required, e.g. 25.178.AD01

<b>Materials</b>	<b>316L Stainless Steel</b>
<b>Pressure</b>	<b>200 Bar</b>
<b>Ports</b>	<b>1/4" or 1/2"</b>
<b>Element</b>	<b>25.178.□</b>

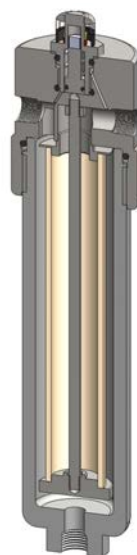
SiS236 series filter housings with differential pressure indicators are specified for 1/4" and 1/2" applications up to 200 Bar where the flow rate or contamination is high, or where service intervals must be kept as long as possible. For applications less than 100 Bar see the SiS235 series and for over 200 Bar see the SiS238 series housings. The SiS236 series offers a more compact design for lower flows.

Standard housings have NPT ports and Viton seals. Other seal types are available as an option. BSPT and BSPP port types are also available.

The housings are free from welds and comply with NACE MR-01-75 and are CE marked in accordance with PED 2014/68/EU.

These housings can also be supplied in a wide range of exotic materials, such as Hastelloy, Monel, Titanium etc.

See data sheet CF/2.1/139 for more details about the DPI.



## Technical Specifications

Housing Model (1)	SiS236.201	SiS236.221	SiS236.401	SiS236.421	SiS236.441
Port Size	1/4" NPT	1/4" NPT	1/2" NPT	1/2" NPT	1/2" NPT
Drain	None	1/4" NPT	None	1/4" NPT	1/2" NPT
Maximum Pressure, Bar	200	200	200	200	200
Maximum Temperature, °C (2)	100	100	100	100	100
<b>Materials of Construction (3)</b>					
Head, Bowl & Internals	316L SS	316L SS	316L SS	316L SS	316L SS
Magnet (4)	Neodymium	Neodymium	Neodymium	Neodymium	Neodymium
Cover	Acrylic	Acrylic	Acrylic	Acrylic	Acrylic
Seals (5)	Viton	Viton	Viton	Viton	Viton
Filter Element Code (6)	25.178.□	25.178.□	25.178.□	25.178.□	25.178.□
<b>Principal Dimensions in mm</b>					
Diameter	64	64	64	64	64
Height	287.5	287.5	287.5	287.5	287.5
Volume, cc	285	285	285	285	285
Weight, kg	3.6	3.6	3.6	3.6	3.6
<b>Accessories</b>					
Support Core	SC.SS23	SC.SS23	SC.SS23	SC.SS23	SC.SS23
Mounting Bracket	MB.SiS21	MB.SiS21	MB.SiS21	MB.SiS21	MB.SiS21

### Notes

- (1) Change part number to SeS236 for the electrical DPI version
- (2) Maximum temperature 100°C due to differential pressure indicator
- (3) Material abbreviations, 316L SS = 316L Stainless Steel
- (4) The magnet is electroplated with Ni-Cu-Ni
- (5) Add suffix for other seal types, Chemraz = .C, Nitrile = N, Kalrez = .K, EPDM = .E, Silicone = .S, (e.g. SiS236.221.E)
- (6) Replace the □ with the grade required, e.g. 25.178.5CK, 25.178.S20V, 25.178.T20


**Materials** 316L Stainless Steel  
**Pressure** 400 Bar  
**Ports** 1/4" or 1/2"  
**Element** 25.178.□

SS238 series filter housings are specified for 400 Bar 1/4" & 1/2" applications where the flow rate or contamination is high, or where service intervals must be kept as long as possible. For applications up to 100 Bar see the SS235 series housings and for up to 200 Bar see the SS236. The SS218 series offers a more compact design for lower flow rates.

Standard housings have NPT ports and a Viton seal. Other seal types are available as an option. BSPT and BSPP port types are also available.

The housings are free from welds and comply with NACE MR-01-75 and are CE marked in accordance with PED 2014/68/EU.

These housings can also be supplied in a wide range of exotic materials, such as Hastelloy, Monel, Titanium etc.



## Technical Specifications

Housing Model	SS238.201	SS238.221	SS238.401	SS238.421	SS238.441
Port Size	1/4" NPT	1/4" NPT	1/2" NPT	1/2" NPT	1/2" NPT
Drain	None	1/4" NPT	None	1/4" NPT	1/2" NPT
Maximum Pressure, Bar (1)	400	400	400	400	400
Maximum Temperature, °C (2)	200	200	200	200	200
<b>Materials of Construction (3)</b>					
Head, Bowl & Internals	316L SS	316L SS	316L SS	316L SS	316L SS
Seal (4)	Viton	Viton	Viton	Viton	Viton
Filter Element Code (5)	25.178.□	25.178.□	25.178.□	25.178.□	25.178.□
Adsorber Cartridge Code (6)	25.178.AD□	25.178.AD□	25.178.AD□	25.178.AD□	25.178.AD□
<b>Principal Dimensions in mm</b>					
Diameter	85	85	85	85	85
Height	264	264	264	264	264
Volume, cc	320	320	320	320	320
Weight, kg	5.70	5.70	5.70	5.70	5.70
<b>Accessories</b>					
Support Core	SC.SS23	SC.SS23	SC.SS23	SC.SS23	SC.SS23
Mounting Bracket	MB.SS218	MB.SS218	MB.SS218	MB.SS218	MB.SS218

### Notes

- (1) Above 200°C the pressure rating is reduced, consult us for the exact rating at any specific temperature
- (2) Maximum temperature 200°C using standard seal. For temperatures up to 324°C use a Chemraz seal
- (3) Material abbreviations, 316L SS = 316L Stainless Steel
- (4) Add suffix for other seal types, PTFE = .T, Chemraz = .C, Nitrile = N, Kalrez = .K, EPDM = .E, Silicone = .S, (e.g. SS238.221.T)
- (5) Replace the □ with the grade required, e.g. 25.178.SCK, 25.178.S20V, 25.178.T20
- (6) Replace the □ with the type required, e.g. 25.178.AD01



<b>Materials</b>	<b>316L Stainless Steel</b>
<b>Pressure</b>	<b>400 Bar</b>
<b>Ports</b>	<b>1/4" or 1/2"</b>
<b>Element</b>	<b>25.178.□</b>


SiS238 series filter housings with differential pressure indicators are specified for 400 Bar 1/4" & 1/2" applications where the flow rate or contamination is high, or where service intervals must be kept as long as possible. For applications up to 100 Bar see the SiS235 series housings and for up to 200 Bar see the SiS236 series. The SiS238 series offers a more compact design for lower flow rates.

Standard housings have NPT ports and Viton seals. Other seal types are available as an option. BSPT and BSPP port types are also available.

The housings are free from welds and comply with NACE MR-01-75 and are CE marked in accordance with PED 2014/68/EU.

These housings can also be supplied in a wide range of exotic materials, such as Hastelloy, Monel, Titanium etc.

See data sheet CF/2.1/139 for more details about the DPI.



## Technical Specifications

Housing Model (1)	SiS238.201	SiS238.221	SiS238.401	SiS238.421	SiS238.441
Port Size	1/4" NPT	1/4" NPT	1/2" NPT	1/2" NPT	1/2" NPT
Drain	None	1/4" NPT	None	1/4" NPT	1/2" NPT
Maximum Pressure, Bar	400	400	400	400	400
Maximum Temperature, °C (2)	100	100	100	100	100
<b>Materials of Construction (3)</b>					
Head, Bowl & Internals	316L SS	316L SS	316L SS	316L SS	316L SS
Magnet (4)	Neodymium	Neodymium	Neodymium	Neodymium	Neodymium
Cover	Acrylic	Acrylic	Acrylic	Acrylic	Acrylic
Seals (5)	Viton	Viton	Viton	Viton	Viton
Filter Element Code (6)	25.178.□	25.178.□	25.178.□	25.178.□	25.178.□
<b>Principal Dimensions in mm</b>					
Diameter	85	85	85	85	85
Height	297	297	297	297	297
Volume, cc	320	320	320	320	320
Weight, kg	6.4	6.4	6.4	6.4	6.4
<b>Accessories</b>					
Support Core	SC.SS23	SC.SS23	SC.SS23	SC.SS23	SC.SS23
Mounting Bracket	MB.SiS218	MB.SiS218	MB.SiS218	MB.SiS218	MB.SiS218

### Notes

- (1) Change part number to SeS238 for the electrical DPI version
- (2) Maximum temperature 100°C due to differential pressure indicator
- (3) Material abbreviations, 316L SS = 316L Stainless Steel
- (4) The magnet is electroplated with Ni-Cu-Ni
- (5) Add suffix for other seal types, Chemraz = .C, Nitrile = N, Kalrez = .K, EPDM = .E, Silicone = .S, (e.g. SiS238.221.E)
- (6) Replace the □ with the grade required, e.g. 25.178.SCK, 25.178.S20V, 25.178.T20


<b>Materials</b>	<b>316L Stainless Steel</b>
<b>Pressure</b>	<b>700 Bar</b>
<b>Ports</b>	<b>1/4" or 1/2"</b>
<b>Element</b>	<b>25.178.□</b>

SS239 series filter housings are specified for 700 Bar 1/4" and 1/2" line size applications where the flow rate or contamination is high, or where service intervals must be kept as long as possible. For lower pressures see the SS215, SS216, and SS218 series housings. The SS219 series offers a more compact design for lower flow rates.

Standard housings have NPT ports and a Viton seal. Other seal types are available as an option. BSPT and BSPP port types are also available.

The housings are free from welds and comply with NACE MR-01-75 and are CE marked in accordance with PED 2014/68/EU.

These housings can also be supplied in a wide range of exotic materials, such as Hastelloy, Monel, Titanium etc.



## Technical Specifications

Housing Model	SS239.201	SS239.221	SS239.401	SS239.421	SS239.441
Port Size	1/4" NPT	1/4" NPT	1/2" NPT	1/2" NPT	1/2" NPT
Drain	None	1/4" NPT	None	1/4" NPT	1/2" NPT
Maximum Pressure, Bar (1)	700	700	700	700	700
Maximum Temperature, °C (2)	200	200	200	200	200
<b>Materials of Construction (3)</b>					
Head, Bowl & Internals	316L SS	316L SS	316L SS	316L SS	316L SS
Seal (4)	Viton	Viton	Viton	Viton	Viton
Filter Element Code (5)	25.178.□	25.178.□	25.178.□	25.178.□	25.178.□
Adsorber Cartridge Code (6)	25.178.AD□	25.178.AD□	25.178.AD□	25.178.AD□	25.178.AD□
<b>Principal Dimensions in mm</b>					
Diameter	140	140	140	140	140
Height	300.5	300.5	300.5	300.5	300.5
Volume, cc	350	350	350	350	350
Weight, kg	21.6	21.6	21.6	21.6	21.6
<b>Accessories</b>					
Support Core	SC.SS23	SC.SS23	SC.SS23	SC.SS23	SC.SS23
Mounting Bracket	MB.SS219	MB.SS219	MB.SS219	MB.SS219	MB.SS219

### Notes

- (1) Above 200°C the pressure rating is reduced, consult us for the exact rating at any specific temperature
- (2) Maximum temperature 200°C using standard seal. For temperatures up to 324°C use a Chemraz seal
- (3) Material abbreviations, 316L SS = 316L Stainless Steel
- (4) Add suffix for other seal types, PTFE = .T, Chemraz = .C, Nitrile = N, Kalrez = .K, EPDM = .E, Silicone = .S, (e.g. SS219.221.T)
- (5) Replace the □ with the grade required, e.g. 25.178.SCK, 25.178.S20V, 25.178.T20
- (6) Replace the □ with the type required, e.g. 25.178.AD01

<b>Materials</b>	<b>316L Stainless Steel</b>
<b>Pressure</b>	<b>700 Bar</b>
<b>Ports</b>	<b>1/4" or 1/2"</b>
<b>Element</b>	<b>25.178.□</b>


SiS239 series filter housings with differential pressure indicators are specified for 700 Bar 1/4" and 1/2" line size applications where the flow rate or contamination is high, or where service intervals must be kept as long as possible. For lower pressures see the SiS215, SiS216, and SS218 series housings. The SiS239 series offers a more compact design for lower flow rates.

Standard housings have NPT ports and Viton seals. Other seal types are available as an option. BSPT and BSPP port types are also available.

The housings are free from welds and comply with NACE MR-01-75 and are CE marked in accordance with PED 2014/68/EU.

These housings can also be supplied in a wide range of exotic materials, such as Hastelloy, Monel, Titanium etc.

See data sheet CF/2.1/139 for more details about the DPI.



## Technical Specifications

Housing Model (1)	SiS239.201	SiS239.221	SiS239.401	SiS239.421	SiS239.441
Port Size	1/4" NPT	1/4" NPT	1/2" NPT	1/2" NPT	1/2" NPT
Drain	None	1/4" NPT	None	1/4" NPT	1/2" NPT
Maximum Pressure, Bar	700	700	700	700	700
Maximum Temperature, °C (2)	100	100	100	100	100
<b>Materials of Construction (3)</b>					
Head, Bowl & Internals	316L SS	316L SS	316L SS	316L SS	316L SS
Magnet (4)	Neodymium	Neodymium	Neodymium	Neodymium	Neodymium
Cover	Acrylic	Acrylic	Acrylic	Acrylic	Acrylic
Seals (5)	Viton	Viton	Viton	Viton	Viton
Filter Element Code (6)	25.178.□	25.178.□	25.178.□	25.178.□	25.178.□
<b>Principal Dimensions in mm</b>					
Diameter	140	140	140	140	140
Height	322.5	322.5	322.5	322.5	322.5
Volume, cc	175	175	175	175	175
Weight, kg	21.6	21.6	21.6	21.6	21.6
<b>Accessories</b>					
Support Core	SC.SS23	SC.SS23	SC.SS23	SC.SS23	SC.SS23
Mounting Bracket	MB.SS219	MB.SS219	MB.SS219	MB.SS219	MB.SS219

### Notes

- (1) Change part number to SeS239 for the electrical DPI version
- (2) Maximum temperature 100°C due to differential pressure indicator
- (3) Material abbreviations, 316L SS = 316L Stainless Steel
- (4) The magnet is electroplated with Ni-Cu-Ni
- (5) Add suffix for other seal types, Chemraz = .C, Nitrile = N, Kalrez = .K, EPDM = .E, Silicone = .S, (e.g. SiS239.221.E)
- (6) Replace the □ with the grade required, e.g. 25.178.5CK, 25.178.S20V, 25.178.T20


**Materials** 316L Stainless Steel  
**Pressure** 100 Bar  
**Ports** 3/4" or 1"  
**Element** 38.152.□

SS325 series filter housings are specified for 3/4" and 1" line size applications. For applications over 100 Bar, high pressure versions are available, see the SS326 and SS328 series.

Standard housings have NPT ports and a Viton seal. Other seal types are available as an option. BSPT and BSPP port types are also available.

The housings are free from welds and comply with NACE MR-01-75 and conform to SEP of PED 2014/68/EU.

These housings can also be supplied in a wide range of exotic materials, such as Hastelloy, Monel, Titanium etc.



## Technical Specifications

Housing Model	SS325.501	SS325.521	SS325.541	SS325.601	SS325.621	SS325.641
Port Size	3/4" NPT	3/4" NPT	3/4" NPT	1" NPT	1" NPT	1" NPT
Drain	None	1/4" NPT	1/2" NPT	None	1/4" NPT	1/2" NPT
Maximum Pressure, Bar (1)	100	100	100	100	100	100
Maximum Temperature, °C (2)	200	200	200	200	200	200
<b>Materials of Construction (3)</b>						
Head, Bowl & Internals	316L SS	316L SS	316L SS	316L SS	316L SS	316L SS
Seal (4)	Viton	Viton	Viton	Viton	Viton	Viton
Filter Element Code (5)	38.152.□	38.152.□	38.152.□	38.152.□	38.152.□	38.152.□
Adsorber Cartridge Code (6)	38.152.AD□	38.152.AD□	38.152.AD□	38.152.AD□	38.152.AD□	38.152.AD□
<b>Principal Dimensions in mm</b>						
Diameter	75	75	75	75	75	75
Height	244	244	244	244	244	244
Volume, cc	650	650	650	650	650	650
Weight, kg	4.0	4.0	4.0	4.0	4.0	4.0
<b>Accessories</b>						
Support Core	SC.SS32	SC.SS32	SC.SS32	SC.SS32	SC.SS32	SC.SS32
Mounting Bracket	MB.SS325	MB.SS325	MB.SS325	MB.SS325	MB.SS325	MB.SS325

### Notes

- (1) Above 200°C the pressure rating is reduced, consult us for the exact rating at any specific temperature
- (2) Maximum temperature 200°C using standard seal. For temperatures up to 324°C use a Chemraz seal
- (3) Material abbreviations, 316L SS = 316L Stainless Steel
- (4) Add suffix for other seal types, PTFE = .T, Chemraz = .C, Nitrile = N, Kalrez = .K, EPDM = .E, Silicone = .S, (e.g. SS325.501.T)
- (5) Replace the □ with the grade required, e.g. 38.152.SCK, 38.152.S20V, 38.152.T20
- (6) Replace the □ with the type required, e.g. 38.152.AD01

<b>Materials</b>	<b>316L Stainless Steel</b>
<b>Pressure</b>	<b>100 Bar</b>
<b>Ports</b>	<b>3/4" or 1"</b>
<b>Element</b>	<b>38.152.□</b>


SiS325 series filter housings with differential pressure indicators are specified for 3/4" & 1" line size applications. For applications over 100 Bar, high pressure versions are available, see the SiS326 and SiS328 series.

Standard housings have NPT ports and Viton seals. Other seal types are available as an option. BSPT and BSPP port types are also available.

The housings are free from welds and comply with NACE MR-01-75 and conform to SEP of PED 2014/68/EU.

These housings can also be supplied in a wide range of exotic materials, such as Hastelloy, Monel, Titanium etc.

See data sheet CF/2.1/139 for more details about the DPI.



## Technical Specifications

Housing Model (1)	SiS325.501	SiS325.521	SiS325.541	SiS325.601	SiS325.621	SiS325.641
Port Size	3/4" NPT	3/4" NPT	3/4" NPT	1" NPT	1" NPT	1" NPT
Drain	None	1/4" NPT	1/2" NPT	None	1/4" NPT	1/2" NPT
Maximum Pressure, Bar	100	100	100	100	100	100
Maximum Temperature, °C (2)	100	100	100	100	100	100
<b>Materials of Construction (3)</b>						
Head, Bowl & Internals	316L SS	316L SS	316L SS	316L SS	316L SS	316L SS
Magnet (4)	Neodymium	Neodymium	Neodymium	Neodymium	Neodymium	Neodymium
Cover	Acrylic	Acrylic	Acrylic	Acrylic	Acrylic	Acrylic
Seals (5)	Viton	Viton	Viton	Viton	Viton	Viton
Filter Element Code (6)	38.152.□	38.152.□	38.152.□	38.152.□	38.152.□	38.152.□
<b>Principal Dimensions in mm</b>						
Diameter	75	75	75	75	75	75
Height	284	284	284	284	284	284
Volume, cc	650	650	650	650	650	650
Weight, kg	4.8	4.8	4.8	4.8	4.8	4.8
<b>Accessories</b>						
Support Core	SC.SS32	SC.SS32	SC.SS32	SC.SS32	SC.SS32	SC.SS32
Mounting Bracket	MBiSS325	MBiSS325	MBiSS325	MBiSS325	MBiSS325	MBiSS325

### Notes

- (1) Change part number to SeS325 for the electrical DPI version
- (2) Maximum temperature 100°C due to differential pressure indicator
- (3) Material abbreviations, 316L SS = 316L Stainless Steel
- (4) The magnet is electroplated with Ni-Cu-Ni
- (5) Add suffix for other seal types, Chemraz = .C, Nitrile = N, Kalrez = .K, EPDM = .E, Silicone = .S, (e.g. SiS325.221.E)
- (6) Replace the □ with the grade required, e.g. 38.152.5CK, 38.152.S20V, 38.152.T20


**Materials** 316L Stainless Steel  
**Pressure** 200 Bar  
**Ports** 3/4" or 1"  
**Element** 38.152.□

SS326 series filter housings are specified for 200 Bar 3/4" and 1" line size applications. For applications less than 100 Bar see the SS325 series and for over 200 Bar see the SS328 series.

Standard housings have NPT ports and a Viton seal. Other seal types are available as an option. BSPT and BSPP port types are also available.

The housings are free from welds and comply with NACE MR-01-75 and are CE marked in accordance with PED 2014/68/EU.

These housings can also be supplied in a wide range of exotic materials, such as Hastelloy, Monel, Titanium etc.



## Technical Specifications

Housing Model	SS326.501	SS326.521	SS326.541	SS326.601	SS326.621	SS326.641
Port Size	3/4" NPT	3/4" NPT	3/4" NPT	1" NPT	1" NPT	1" NPT
Drain	None	1/4" NPT	1/2" NPT	None	1/4" NPT	1/2" NPT
Maximum Pressure, Bar (1)	200	200	200	200	200	200
Maximum Temperature, °C (2)	200	200	200	200	200	200
<b>Materials of Construction (3)</b>						
Head, Bowl & Internals	316L SS	316L SS	316L SS	316L SS	316L SS	316L SS
Seal (4)	Viton	Viton	Viton	Viton	Viton	Viton
Filter Element Code (5)	38.152.□	38.152.□	38.152.□	38.152.□	38.152.□	38.152.□
Adsorber Cartridge Code (6)	38.152.AD□	38.152.AD□	38.152.AD□	38.152.AD□	38.152.AD□	38.152.AD□
<b>Principal Dimensions in mm</b>						
Diameter	90	90	90	90	90	90
Height	253	253	253	253	253	253
Volume, cc	670	670	670	670	670	670
Weight, kg	6.2	6.2	6.2	6.2	6.2	6.2
<b>Accessories</b>						
Support Core	SC.SS32	SC.SS32	SC.SS32	SC.SS32	SC.SS32	SC.SS32
Mounting Bracket	MB.SS326	MB.SS326	MB.SS326	MB.SS326	MB.SS326	MB.SS326

### Notes

- (1) Above 200°C the pressure rating is reduced, consult us for the exact rating at any specific temperature
- (2) Maximum temperature 200°C using standard seal. For temperatures up to 324°C use a Chemraz seal
- (3) Material abbreviations, 316L SS = 316L Stainless Steel
- (4) Add suffix for other seal types, PTFE = .T, Chemraz = .C, Nitrile = N, Kalrez = .K, EPDM = .E, Silicone = .S, (e.g. SS326.501.T)
- (5) Replace the □ with the grade required, e.g. 38.152.SCK, 38.152.S20V, 38.152.T20
- (6) Replace the □ with the type required, e.g. 38.152.AD01



**Materials** 316L Stainless Steel  
**Pressure** 200 Bar  
**Ports** 3/4" or 1"  
**Element** 38.152.□

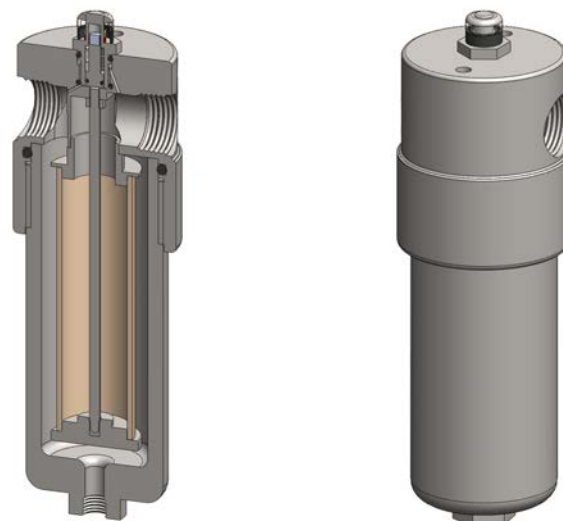
SiS326 series filter housings with differential pressure indicators are specified for 200 Bar 3/4" and 1" line size applications. For applications less than 100 Bar see the SiS325 series and for over 200 Bar see the SiS328 series.

Standard housings have NPT ports and Viton seals. Other seal types are available as an option. BSPT and BSPP port types are also available.

The housings are free from welds and comply with NACE MR-01-75 and are CE marked in accordance with PED 2014/68/EU.

These housings can also be supplied in a wide range of exotic materials, such as Hastelloy, Monel, Titanium etc.

See data sheet CF/2.1/139 for more details about the DPI.



## Technical Specifications

Housing Model (1)	SiS326.501	SiS326.521	SiS326.541	SiS326.601	SiS326.621	SiS326.641
Port Size	3/4" NPT	3/4" NPT	3/4" NPT	1" NPT	1" NPT	1" NPT
Drain	None	1/4" NPT	1/2" NPT	None	1/4" NPT	1/2" NPT
Maximum Pressure, Bar	200	200	200	200	200	200
Maximum Temperature, °C (2)	100	100	100	100	100	100
<b>Materials of Construction (3)</b>						
Head, Bowl & Internals	316L SS	316L SS	316L SS	316L SS	316L SS	316L SS
Magnet (4)	Neodymium	Neodymium	Neodymium	Neodymium	Neodymium	Neodymium
Cover	Acrylic	Acrylic	Acrylic	Acrylic	Acrylic	Acrylic
Seals (5)	Viton	Viton	Viton	Viton	Viton	Viton
Filter Element Code (6)	38.152.□	38.152.□	38.152.□	38.152.□	38.152.□	38.152.□
<b>Principal Dimensions in mm</b>						
Diameter	90	90	90	90	90	90
Height	290	290	290	290	290	290
Volume, cc	670	670	670	670	670	670
Weight, kg	7.5	7.5	7.5	7.5	7.5	7.5
<b>Accessories</b>						
Support Core	SC.SS32	SC.SS32	SC.SS32	SC.SS32	SC.SS32	SC.SS32
Mounting Bracket	MB.SiS326	MB.SiS326	MB.SiS326	MB.SiS326	MB.SiS326	MB.SiS326

### Notes

- (1) Change part number to SeS326 for the electrical DPI version
- (2) Maximum temperature 100°C due to differential pressure indicator
- (3) Material abbreviations, 316L SS = 316L Stainless Steel
- (4) The magnet is electroplated with Ni-Cu-Ni
- (5) Add suffix for other seal types, Chemraz = .C, Nitrile = N, Kalrez = .K, EPDM = .E, Silicone = .S, (e.g. SiS326.221.E)
- (6) Replace the □ with the grade required, e.g. 38.152.SCK, 38.152.S20V, 38.152.T20

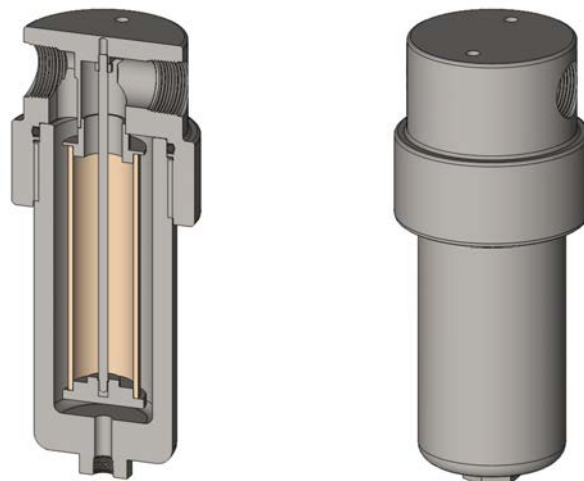
**Materials** 316L Stainless Steel  
**Pressure** 350 Bar  
**Ports** 3/4" or 1"  
**Element** 38.178.□

SS337 series filter housings are specified for 350 Bar 3/4" and 1" line size applications.

Standard housings have NPT ports and a Viton seal. Other seal types are available as an option. BSPT and BSPP port types are also available.

The housings are free from welds and comply with NACE MR-01-75 and are CE marked in accordance with PED 2014/68/EU.

These housings can also be supplied in a wide range of exotic materials, such as Hastelloy, Monel, Titanium etc.



## Technical Specifications

Housing Model	SS337.501	SS337.521	SS337.541	SS337.601	SS337.621	SS337.641
Port Size	3/4" NPT	3/4" NPT	3/4" NPT	1" NPT	1" NPT	1" NPT
Drain	None	1/4" NPT	1/2" NPT	None	1/4" NPT	1/2" NPT
Maximum Pressure, Bar (1)	350	350	350	350	350	350
Maximum Temperature, °C (2)	200	200	200	200	200	200
<b>Materials of Construction (3)</b>						
Head, Bowl & Internals	316L SS	316L SS	316L SS	316L SS	316L SS	316L SS
Seal (4)	Viton	Viton	Viton	Viton	Viton	Viton
Filter Element Code (5)	38.178.□	38.178.□	38.178.□	38.178.□	38.178.□	38.178.□
Adsorber Cartridge Code (6)	38.178.AD□	38.178.AD□	38.178.AD□	38.178.AD□	38.178.AD□	38.178.AD□
<b>Principal Dimensions in mm</b>						
Diameter	100	100	100	100	100	100
Height	274	274	274	274	274	274
Volume, cc	680	680	680	680	680	680
Weight, kg	10.8	10.8	10.8	10.8	10.8	10.8
<b>Accessories</b>						
Support Core	SC.SS33	SC.SS33	SC.SS33	SC.SS33	SC.SS33	SC.SS33
Mounting Bracket	MB.SS327	MB.SS327	MB.SS327	MB.SS327	MB.SS327	MB.SS327

### Notes

- (1) Above 200°C the pressure rating is reduced, consult us for the exact rating at any specific temperature
- (2) Maximum temperature 200°C using standard seal. For temperatures up to 324°C use a Chemraz seal
- (3) Material abbreviations, 316L SS = 316L Stainless Steel
- (4) Add suffix for other seal types, PTFE = .T, Chemraz = .C, Nitrile = N, Kalrez = .K, EPDM = .E, Silicone = .S, (e.g. SS337.501.T)
- (5) Replace the □ with the grade required, e.g. 38.178.SCK, 38.178.S20V, 38.178.T20
- (6) Replace the □ with the type required, e.g. 38.178.AD01

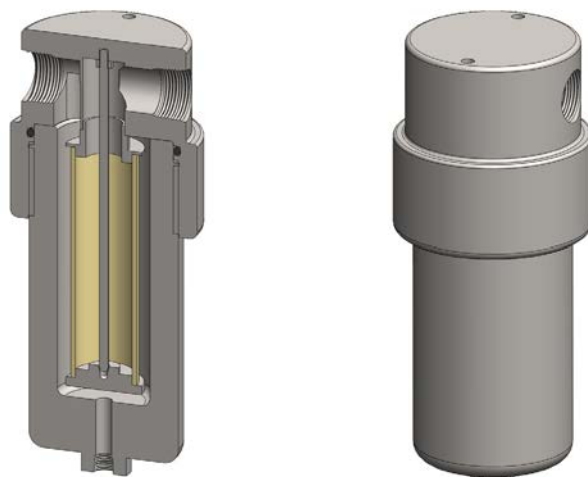
**Materials** 316L Stainless Steel  
**Pressure** 400 Bar  
**Ports** 3/4" or 1"  
**Element** 38.152.□

SS328 series filter housings are specified for 400 Bar 3/4" and 1" line size applications. For applications up to 100 Bar see the SS325 series and for up to 200 Bar see the SS326 series.

Standard housings have NPT ports and a Viton seal. Other seal types are available as an option. BSPT and BSPP port types are also available.

The housings are free from welds and comply with NACE MR-01-75 and are CE marked in accordance with PED 2014/68/EU.

These housings can also be supplied in a wide range of exotic materials, such as Hastelloy, Monel, Titanium etc.



## Technical Specifications

Housing Model	SS328.501	SS328.521	SS328.541	SS328.601	SS328.621	SS328.641
Port Size	3/4" NPT	3/4" NPT	3/4" NPT	1" NPT	1" NPT	1" NPT
Drain	None	1/4" NPT	1/2" NPT	None	1/4" NPT	1/2" NPT
Maximum Pressure, Bar (1)	400	400	400	400	400	400
Maximum Temperature, °C (2)	200	200	200	200	200	200
<b>Materials of Construction (3)</b>						
Head, Bowl & Internals	316L SS	316L SS	316L SS	316L SS	316L SS	316L SS
Seal (4)	Viton	Viton	Viton	Viton	Viton	Viton
Filter Element Code (5)	38.152.□	38.152.□	38.152.□	38.152.□	38.152.□	38.152.□
Adsorber Cartridge Code (6)	38.152.AD□	38.152.AD□	38.152.AD□	38.152.AD□	38.152.AD□	38.152.AD□
<b>Principal Dimensions in mm</b>						
Diameter	110	110	110	110	110	110
Height	287	287	287	287	287	287
Volume, cc	710	710	710	710	710	710
Weight, kg	15.9	15.9	15.9	15.9	15.9	15.9
<b>Accessories</b>						
Support Core	SC.SS32	SC.SS32	SC.SS32	SC.SS32	SC.SS32	SC.SS32
Mounting Bracket	MB.SS328	MB.SS328	MB.SS328	MB.SS328	MB.SS328	MB.SS328

### Notes

- (1) Above 200°C the pressure rating is reduced, consult us for the exact rating at any specific temperature
- (2) Maximum temperature 200°C using standard seal. For temperatures up to 324°C use a Chemraz seal
- (3) Material abbreviations, 316L SS = 316L Stainless Steel
- (4) Add suffix for other seal types, PTFE = .T, Chemraz = .C, Nitrile = N, Kalrez = .K, EPDM = .E, Silicone = .S, (e.g. SS328.501.T)
- (5) Replace the □ with the grade required, e.g. 38.152.SCK, 38.152.S20V, 38.152.T20
- (6) Replace the □ with the type required, e.g. 38.152.AD01

**Materials** 316L Stainless Steel  
**Pressure** 400 Bar  
**Ports** 3/4" or 1"  
**Element** 38.152.□


The SiS328 series filter housings with differential pressure indicators are specified for 400 Bar 3/4" and 1" line size applications. For applications up to 100 Bar see the SiS325 series and for up to 200 Bar see the SiS326 series.

Standard housings have NPT ports and Viton seals. Other seal types are available as an option. BSPT and BSPP port types are also available.

The housings are free from welds and comply with NACE MR-01-75 and are CE marked in accordance with PED 2014/68/EU.

These housings can also be supplied in a wide range of exotic materials, such as Hastelloy, Monel, Titanium etc.

See data sheet CF/2.1/139 for more details about the DPI.



## Technical Specifications

Housing Model (1)	SiS328.501	SiS328.521	SiS328.541	SiS328.601	SiS328.621	SiS328.641
Port Size	3/4" NPT	3/4" NPT	3/4" NPT	1" NPT	1" NPT	1" NPT
Drain	None	1/4" NPT	1/2" NPT	None	1/4" NPT	1/2" NPT
Maximum Pressure, Bar	400	400	400	400	400	400
Maximum Temperature, °C (2)	100	100	100	100	100	100
<b>Materials of Construction (3)</b>						
Head, Bowl & Internals	316L SS	316L SS	316L SS	316L SS	316L SS	316L SS
Magnet (4)	Neodymium	Neodymium	Neodymium	Neodymium	Neodymium	Neodymium
Cover	Acrylic	Acrylic	Acrylic	Acrylic	Acrylic	Acrylic
Seals (5)	Viton	Viton	Viton	Viton	Viton	Viton
Filter Element Code (6)	38.152.□	38.152.□	38.152.□	38.152.□	38.152.□	38.152.□
<b>Principal Dimensions in mm</b>						
Diameter	110	110	110	110	110	110
Height	319	319	319	319	319	319
Volume, cc	710	710	710	710	710	710
Weight, kg	16.9	16.9	16.9	16.9	16.9	16.9
<b>Accessories</b>						
Support Core	SC.SS32	SC.SS32	SC.SS32	SC.SS32	SC.SS32	SC.SS32
Mounting Bracket	MB.SiS328	MB.SiS328	MB.SiS328	MB.SiS328	MB.SiS328	MB.SiS328

### Notes

- (1) Change part number to SeS328 for the electrical DPI version
- (2) Maximum temperature 100°C due to differential pressure indicator
- (3) Material abbreviations, 316L SS = 316L Stainless Steel
- (4) The magnet is electroplated with Ni-Cu-Ni
- (5) Add suffix for other seal types, Chemraz = .C, Nitrile = N, Kalrez = .K, EPDM = .E, Silicone = .S, (e.g. SiS328.221.E)
- (6) Replace the □ with the grade required, e.g. 38.152.SCK, 38.152.S20V, 38.152.T20

**Materials** 316L SS & Pyrex  
**Pressure** 7 Bar  
**Ports** 3/4" or 1"  
**Element** 51.230.□



SG421 series filter housings are specified for low pressure 3/4" and 1" line size applications up to 7 bar.

The housings are constructed from 316L stainless steel with a stainless steel or Pyrex glass bowl. The Pyrex bowl is also fitted with a bowl guard, this is not shown.

Standard housings have NPT ports and Viton seals. Other seal types are available as an option. BSPT and BSPP port types are also available.

The housings are free from welds and comply with NACE MR-01-75 and are CE marked in accordance with PED 2014/68/EU.

These housings can also be supplied in a wide range of exotic materials, such as Hastelloy, Monel, Titanium etc.



Bowl guard not shown

## Technical Specifications

Housing Model	SG421.521	SG421.621
Port Size	3/4" NPT	1" NPT
Drain	1/4" NPT	1/4" NPT
Maximum Pressure, Bar	7	7
Maximum Temperature, °C	100	100
<b>Materials of Construction (1)</b>		
Head & Internals	316L SS	316L SS
Bowl	Pyrex	Pyrex
Seals (2)	Viton	Viton
Filter Element Code (3)	51.230.□	51.230.□
Adsorber Cartridge Code (4)	51.230.AD□	51.230.AD□
<b>Principal Dimensions in mm</b>		
Diameter	90	90
Height	346	346
Volume, cc	950	950
Weight, kg	3.5	3.5
<b>Accessories</b>		
Support Core	SC.SS42	SC.SS42
Mounting Bracket	MB.SS42	MB.SS42

### Notes

(1) Material abbreviations, 316L SS = 316L Stainless Steel

(2) Add suffix for other seal types, Chemraz = .C, Nitrile = N, Kalrez = .K, EPDM = .E, Silicone = .S, (e.g. SG421.521.N)

(3) Replace the □ with the grade required, e.g. 51.230.SCK, 51.230.S20V, 51.230.T20

(4) Replace the □ with the type required, e.g. 51.230.AD01


<b>Materials</b>	<b>316L Stainless Steel</b>
<b>Pressure</b>	<b>35 Bar</b>
<b>Ports</b>	<b>3/4" or 1"</b>
<b>Element</b>	<b>51.230.□</b>

SS424 series filter housings are specified for 3/4" and 1" line size applications up to 35 bar. For applications over 35 bar, higher pressure versions are available, see the SS425, SS426, and SS428 filter housings.

Standard housings have NPT ports and a Viton seal. Other seal types are available as an option. BSPT and BSPP port types are also available.

The housings are free from welds and comply with NACE MR-01-75 and are CE marked in accordance with PED 2014/68/EU.

These housings can also be supplied in a wide range of exotic materials, such as Hastelloy, Monel, Titanium etc.



## Technical Specifications

Housing Model	SS424.521	SS424.621
Port Size	3/4" NPT	1" NPT
Drain	1/4" NPT	1/4" NPT
Maximum Pressure, Bar (1)	35	35
Maximum Temperature, °C (2)	200	200
<b>Materials of Construction (3)</b>		
Head, Bowl & Internals	316L SS	316L SS
Seal (4)	Viton	Viton
Filter Element Code (5)	51.230.□	51.230.□
Adsorber Cartridge Code (6)	51.230.AD□	51.230.AD□
<b>Principal Dimensions in mm</b>		
Diameter	110	110
Height	388	388
Volume, cc	1350	1350
Weight, kg	7.8	7.8
<b>Accessories</b>		
Support Core	SC.SS42	SC.SS42
Mounting Bracket	MB.SS42	MB.SS42

### Notes

- (1) Above 200°C the pressure rating is reduced, consult us for the exact rating at any specific temperature
- (2) Maximum temperature 200°C using standard seal. For temperatures up to 324°C use a Chemraz seal
- (3) Material abbreviations, 316L SS = 316L Stainless Steel
- (4) Add suffix for other seal types, Chemraz = .C, Nitrile = N, Kalrez = .K, EPDM = .E, Silicone = .S, (e.g. SS424.521.N)
- (5) Replace the □ with the grade required, e.g. 51.230.5CK, 51.230.S20V, 51.230.T20
- (6) Replace the □ with the type required, e.g. 51.230.AD01



# SS425 & SHS425

## Filter Housing


<b>Materials</b>	<b>316L Stainless Steel</b>
<b>Pressure</b>	<b>100 Bar</b>
<b>Ports</b>	<b>1" to 2"</b>
<b>Element</b>	<b>51.230.□</b>

SS425 series filter housings are specified for 1" line size applications up to 100 bar. The SHS425 series are for 1½" and 2" applications and are designed to have a full bore flow path to give higher flow rates. For applications over 100 Bar, high pressure versions are available, see the SS426 and SS428 filter housings.

Standard housings have NPT ports and Viton seals. Other seal types are available as an option. BSPT and BSPP port types are also available.

The housings are free from welds and comply with NACE MR-01-75 and are CE marked in accordance with PED 2014/68/EU.

These housings can also be supplied in a wide range of exotic materials, such as Hastelloy, Monel, Titanium etc.



## Technical Specifications

Housing Model	SS425.621	SS425.641	SHS425.721	SHS425.741	SHS425.821	SHS425.841
Port Size	1" NPT	1" NPT	1½" NPT	1½" NPT	2" NPT	2" NPT
Drain	1/4" NPT	1/2" NPT	1/4" NPT	1/2" NPT	1/4" NPT	1/2" NPT
Maximum Pressure, Bar (1)	100	100	100	100	100	100
Maximum Temperature, °C (2)	200	200	200	200	200	200
<b>Materials of Construction (3)</b>						
Head, Bowl & Internals	316L SS	316L SS	316L SS	316L SS	316L SS	316L SS
Seal (4)	Viton	Viton	Viton	Viton	Viton	Viton
Filter Element Code (5)	51.230.□	51.230.□	51.230.□	51.230.□	51.230.□	51.230.□
Adsorber Cartridge Code (6)	51.230.AD□	51.230.AD□	51.230.AD□	51.230.AD□	51.230.AD□	51.230.AD□
<b>Principal Dimensions in mm</b>						
Diameter	110	110	180	180	180	180
Height	388	388	396	396	406	406
Volume, cc	1350	1350	1550	1550	1550	1550
Weight, kg	16	16	24.5	25.5	27.5	27.5
<b>Accessories</b>						
Support Core	SC.SS42	SC.SS42	SC.SS42	SC.SS42	SC.SS42	SC.SS42
Mounting Bracket	MB.SS42	MB.SS42	MB.SHS42	MB.SHS42	MB.SHS42	MB.SHS42

### Notes

(1) Above 200°C the pressure rating is reduced, consult us for the exact rating at any specific temperature

(2) Maximum temperature 200°C using standard seal. For temperatures up to 324°C use a Chemraz seal

(3) Material abbreviations, 316L SS = 316L Stainless Steel

(4) Add suffix for other seal types, Chemraz = .C, Nitrile = N, Kalrez = K, EPDM = .E, Silicone = .S, (e.g. SS425.621.N)

(5) Replace the □ with the grade required, e.g. 51.230.SCK, 51.230.S20V, 51.230.T20

(6) Replace the □ with the type required, e.g. 51.230.AD01

# SS426 & SHS426

## Filter Housing

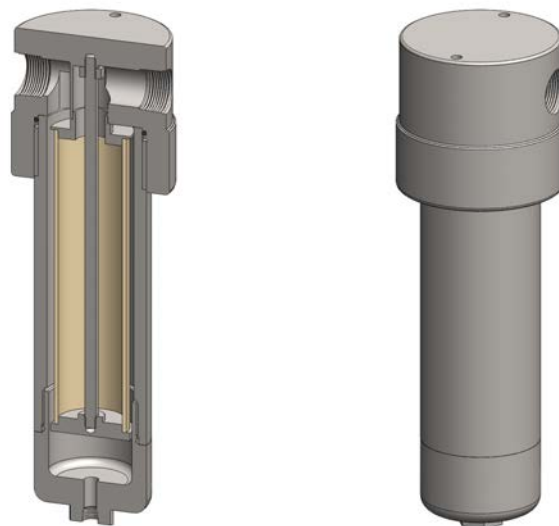
<b>Materials</b>	<b>316L Stainless Steel</b>
<b>Pressure</b>	<b>200 Bar</b>
<b>Ports</b>	<b>1" to 2"</b>
<b>Element</b>	<b>51.230.□</b>

SS426 series filter housings are specified for 1" line size applications up to 200 bar. The SHS426 series are for 1½" and 2" applications and are designed to have a full bore flow path to give higher flow rates. For applications over 200 Bar, high pressure versions are available, see the SS428 filter housings.

Standard housings have NPT ports and Viton seals. Other seal types are available as an option. BSPT and BSPP port types are also available.

The housings are free from welds and comply with NACE MR-01-75 and are CE marked in accordance with PED 2014/68/EU.

These housings can also be supplied in a wide range of exotic materials, such as Hastelloy, Monel, Titanium etc.



## Technical Specifications

Housing Model	SS426.621	SS426.641	SHS426.721	SHS426.741	SHS426.821	SHS426.841
Port Size	1" NPT	1" NPT	1½" NPT	1½" NPT	2" NPT	2" NPT
Drain	1/4" NPT	1/2" NPT	1/4" NPT	1/2" NPT	1/4" NPT	1/2" NPT
Maximum Pressure, Bar (1)	200	200	200	200	200	200
Maximum Temperature, °C (2)	200	200	200	200	200	200
<b>Materials of Construction (3)</b>						
Head, Bowl & Internals	316L SS	316L SS	316L SS	316L SS	316L SS	316L SS
Seal (4)	Viton	Viton	Viton	Viton	Viton	Viton
Filter Element Code (5)	51.230.□	51.230.□	51.230.□	51.230.□	51.230.□	51.230.□
Adsorber Cartridge Code (6)	51.230.AD□	51.230.AD□	51.230.AD□	51.230.AD□	51.230.AD□	51.230.AD□
<b>Principal Dimensions in mm</b>						
Diameter	110	110	180	180	180	180
Height	388	388	418	418	428	428
Volume, cc	1400	1400	1450	1450	1450	1450
Weight, kg	23	23	38	38	41	41
<b>Accessories</b>						
Support Core	SC.SS42	SC.SS42	SC.SS42	SC.SS42	SC.SS42	SC.SS42
Mounting Bracket	MB.SS426	MB.SS426	MB.SHS426	MB.SHS426	MB.SHS426	MB.SHS426

### Notes

(1) Above 200°C the pressure rating is reduced, consult us for the exact rating at any specific temperature

(2) Maximum temperature 200°C using standard seal. For temperatures up to 324°C use a Chemraz seal

(3) Material abbreviations, 316L SS = 316L Stainless Steel

(4) Add suffix for other seal types, Chemraz = .C, Nitrile = N, Kalrez = .K, EPDM = .E, Silicone = .S, (e.g. SS425.621.N)

(5) Replace the □ with the grade required, e.g. 51.230.SCK, 51.230.S20V, 51.230.T20

(6) Replace the □ with the type required, e.g. 51.230.AD01

# SS428 & SHS428

## Filter Housing


<b>Materials</b>	<b>316L Stainless Steel</b>
<b>Pressure</b>	<b>400 Bar</b>
<b>Ports</b>	<b>1" to 2"</b>
<b>Element</b>	<b>51.230.□</b>

SS428 series filter housings are specified for 1" line size applications up to 400 bar. The SHS428 series are for 1½" and 2" applications and are designed to have a full bore flow path to give higher flow rates. For applications less than 200 bar see the SS425 and SS426 series filter housings.

Standard housings have NPT ports and Viton seals. Other seal types are available as an option. BSPT and BSPP port types are also available.

The housings are free from welds and comply with NACE MR-01-75 and are CE marked in accordance with PED 2014/68/EU.

These housings can also be supplied in a wide range of exotic materials, such as Hastelloy, Monel, Titanium etc.



## Technical Specifications

Housing Model	SS428.621	SS428.641	SHS428.721	SHS428.741	SHS428.821	SHS428.841
Port Size	1" NPT	1" NPT	1½" NPT	1½" NPT	2" NPT	2" NPT
Drain	1/4" NPT	1/2" NPT	1/4" NPT	1/2" NPT	1/4" NPT	1/2" NPT
Maximum Pressure, Bar (1)	400	400	400	400	400	400
Maximum Temperature, °C (2)	200	200	200	200	200	200
<b>Materials of Construction (3)</b>						
Head, Bowl & Internals	316L SS	316L SS	316L SS	316L SS	316L SS	316L SS
Seal (4)	Viton	Viton	Viton	Viton	Viton	Viton
Filter Element Code (5)	51.230.□	51.230.□	51.230.□	51.230.□	51.230.□	51.230.□
Adsorber Cartridge Code (6)	51.230.AD□	51.230.AD□	51.230.AD□	51.230.AD□	51.230.AD□	51.230.AD□
<b>Principal Dimensions in mm</b>						
Diameter	164	164	200	200	200	200
Height	409	409	488	488	498	498
Volume, cc	1450	1450	2200	2200	2200	2200
Weight, kg	38	38	64	64	67	67
<b>Accessories</b>						
Support Core	SC.SS42	SC.SS42	SC.SS42	SC.SS42	SC.SS42	SC.SS42
Mounting Bracket	MB.SS42	MB.SS42	MB.SHS428	MB.SHS428	MB.SHS428	MB.SHS428

### Notes

(1) Above 200°C the pressure rating is reduced, consult us for the exact rating at any specific temperature

(2) Maximum temperature 200°C using standard seal. For temperatures up to 324°C use a Chemraz seal

(3) Material abbreviations, 316L SS = 316L Stainless Steel

(4) Add suffix for other seal types, Chemraz = .C, Nitrile = N, Kalrez = K, EPDM = .E, Silicone = .S, (e.g. SS428.621.N)

(5) Replace the □ with the grade required, e.g. 51.230.SCK, 51.230.S20V, 51.230.T20

(6) Replace the □ with the type required, e.g. 51.230.AD01


**Materials** 316L Stainless Steel  
**Pressure** 35 Bar  
**Ports** 3/4" to 2"  
**Element** 51.476.□

SS434 series filter housings are specified for 3/4", 1" or 2" line size applications up to 35 bar. For applications over 35 bar, higher pressure versions are available, see the SS435, SS436, and SS438 filter housings.

Standard housings have NPT ports and a Viton seal. Other seal types are available as an option. BSPT and BSPP port types are also available.

The housings are free from welds and comply with NACE MR-01-75 and are CE marked in accordance with PED 2014/68/EU.

These housings can also be supplied in a wide range of exotic materials, such as Hastelloy, Monel, Titanium etc.



## Technical Specifications

Housing Model	SS434.521	SS434.621	SS434.721	SS434.821
Port Size	3/4" NPT	1" NPT	1&1/2" NPT	2" NPT
Drain	1/4" NPT	1/4" NPT	1/4" NPT	1/4" NPT
Maximum Pressure, Bar (1)	35	35	35	35
Maximum Temperature, °C (2)	200	200	200	200
<b>Materials of Construction (3)</b>				
Head, Bowl & Internals	316L SS	316L SS	316L SS	316L SS
Seal (4)	Viton	Viton	Viton	Viton
Filter Element Code (5)	51.476.□	51.476.□	51.476.□	51.476.□
Adsorber Cartridge Code (6)	51.476.AD□	51.476.AD□	51.476.AD□	51.476.AD□
<b>Principal Dimensions in mm</b>				
Diameter	110	110	140	140
Height	638	638	655	655
Volume, cc	2450	2450	2510	2510
Weight, kg	8.9	8.9	11.3	11.3
<b>Accessories</b>				
Support Core	SC.SS43	SC.SS43	SC.SS43	SC.SS43
Mounting Bracket	MB.SS42	MB.SS42	MB.SS42	MB.SS42

### Notes

- (1) Above 200°C the pressure rating is reduced, consult us for the exact rating at any specific temperature
- (2) Maximum temperature 200°C using standard seal. For temperatures up to 324°C use a Chemraz seal
- (3) Material abbreviations, 316L SS = 316L Stainless Steel
- (4) Add suffix for other seal types, PTFE = .T, Chemraz = .C, Nitrile = N, Kalrez = .K, EPDM = .E, Silicone = .S, (e.g. SS434.521.T)
- (5) Replace the □ with the grade required, e.g. 51.476.5CK, 51.476.S20V, 51.476.T20
- (6) Replace the □ with the type required, e.g. 51.476.AD01

# SS435 & SHS435

## Filter Housing


<b>Materials</b>	<b>316L Stainless Steel</b>
<b>Pressure</b>	<b>100 Bar</b>
<b>Ports</b>	<b>1" to 2"</b>
<b>Element</b>	<b>51.476.□</b>

SS435 series filter housings are specified for 1" line size applications up to 100 bar. The SHS435 series are for 1½" and 2" applications and are designed to have a full bore flow path to give higher flow rates. For applications over 100 Bar, high pressure versions are available, see the SS436 and SS438 filter housings.

Standard housings have NPT ports and Viton seals. Other seal types are available as an option. BSPT and BSPP port types are also available.

The housings are free from welds and comply with NACE MR-01-75 and are CE marked in accordance with PED 2014/68/EU.

These housings can also be supplied in a wide range of exotic materials, such as Hastelloy, Monel, Titanium etc.



## Technical Specifications

Housing Model	SS435.621	SS435.641	SHS435.721	SHS435.741	SHS435.821	SHS435.841
Port Size	1" NPT	1" NPT	1½" NPT	1½" NPT	2" NPT	2" NPT
Drain	1/4" NPT	1/2" NPT	1/4" NPT	1/2" NPT	1/4" NPT	1/2" NPT
Maximum Pressure, Bar (1)	100	100	100	100	100	100
Maximum Temperature, °C (2)	200	200	200	200	200	200
<b>Materials of Construction (3)</b>						
Head, Bowl & Internals	316L SS	316L SS	316L SS	316L SS	316L SS	316L SS
Seal (4)	Viton	Viton	Viton	Viton	Viton	Viton
Filter Element Code (5)	51.476.□	51.476.□	51.476.□	51.476.□	51.476.□	51.476.□
Adsorber Cartridge Code (6)	51.476.AD□	51.476.AD□	51.476.AD□	51.476.AD□	51.476.AD□	51.476.AD□
<b>Principal Dimensions in mm</b>						
Diameter	110	110	180	180	180	180
Height	368	368	642	642	652	652
Volume, cc	2350	2350	2450	2450	2450	2450
Weight, kg	16.3	16.3	28	28	31	31
<b>Accessories</b>						
Support Core	SC.SS43	SC.SS43	SC.SS43	SC.SS43	SC.SS43	SC.SS43
Mounting Bracket	MB.SS42	MB.SS42	MB.SHS42	MB.SHS42	MB.SHS42	MB.SHS42

### Notes

(1) Above 200°C the pressure rating is reduced, consult us for the exact rating at any specific temperature

(2) Maximum temperature 200°C using standard seal. For temperatures up to 324°C use a Chemraz seal

(3) Material abbreviations, 316L SS = 316L Stainless Steel

(4) Add suffix for other seal types, Chemraz = .C, Nitrile = N, Kalrez = .K, EPDM = .E, Silicone = .S, (e.g. SS435.621.N)

(5) Replace the □ with the grade required, e.g. 51.476.SCK, 51.476.S20V, 51.476.T20

(6) Replace the □ with the type required, e.g. 51.476.AD01

# SS436 & SHS436

## Filter Housing


<b>Materials</b>	<b>316L Stainless Steel</b>
<b>Pressure</b>	<b>200 Bar</b>
<b>Ports</b>	<b>1" to 2"</b>
<b>Element</b>	<b>51.476.□</b>

SS436 series filter housings are specified for 1" line size applications up to 200 bar. The SHS436 series are for 1½" and 2" applications and are designed to have a full bore flow path to give higher flow rates. For applications over 200 Bar, high pressure versions are available, see the SS438 filter housings.

Standard housings have NPT ports and Viton seals. Other seal types are available as an option. BSPT and BSPP port types are also available.

The housings are free from welds and comply with NACE MR-01-75 and are CE marked in accordance with PED 2014/68/EU.

These housings can also be supplied in a wide range of exotic materials, such as Hastelloy, Monel, Titanium etc.



## Technical Specifications

Housing Model	SS436.621	SS436.641	SHS436.721	SHS436.741	SHS436.821	SHS436.841
Port Size	1" NPT	1" NPT	1½" NPT	1½" NPT	2" NPT	2" NPT
Drain	1/4" NPT	1/2" NPT	1/4" NPT	1/2" NPT	1/4" NPT	1/2" NPT
Maximum Pressure, Bar (1)	200	200	200	200	200	200
Maximum Temperature, °C (2)	200	200	200	200	200	200
<b>Materials of Construction (3)</b>						
Head, Bowl & Internals	316L SS	316L SS	316L SS	316L SS	316L SS	316L SS
Seal (4)	Viton	Viton	Viton	Viton	Viton	Viton
Filter Element Code (5)	51.476.□	51.476.□	51.476.□	51.476.□	51.476.□	51.476.□
Adsorber Cartridge Code (6)	51.476.AD□	51.476.AD□	51.476.AD□	51.476.AD□	51.476.AD□	51.476.AD□
<b>Principal Dimensions in mm</b>						
Diameter	120	120	180	180	180	180
Height	625	625	664	664	674	674
Volume, cc	2500	2500	2550	2550	2550	2550
Weight, kg	18.9	18.9	42	42	45	45
<b>Accessories</b>						
Support Core	SC.SS43	SC.SS43	SC.SS43	SC.SS43	SC.SS43	SC.SS43
Mounting Bracket	MB.SS426	MB.SS426	MB.SHS426	MB.SHS426	MB.SHS426	MB.SHS426

### Notes

(1) Above 200°C the pressure rating is reduced, consult us for the exact rating at any specific temperature

(2) Maximum temperature 200°C using standard seal. For temperatures up to 324°C use a Chemraz seal

(3) Material abbreviations, 316L SS = 316L Stainless Steel

(4) Add suffix for other seal types, Chemraz = .C, Nitrile = N, Kalrez = .K, EPDM = .E, Silicone = .S, (e.g. SS435.621.N)

(5) Replace the □ with the grade required, e.g. 51.476.SCK, 51.476.S20V, 51.476.T20

(6) Replace the □ with the type required, e.g. 51.476.AD01



# SS438 & SHS438

## Filter Housing


<b>Materials</b>	<b>316L Stainless Steel</b>
<b>Pressure</b>	<b>400 Bar</b>
<b>Ports</b>	<b>1" to 2"</b>
<b>Element</b>	<b>51.476.□</b>

SS438 series filter housings are specified for 1" line size applications up to 400 bar. The SHS438 series are for 1½" and 2" applications and are designed to have a full bore flow path to give higher flow rates. For applications less than 200 bar see the SS435 and SS436 series filter housings.

Standard housings have NPT ports and Viton seals. Other seal types are available as an option. BSPT and BSPP port types are also available.

The housings are free from welds and comply with NACE MR-01-75 and are CE marked in accordance with PED 2014/68/EU.

These housings can also be supplied in a wide range of exotic materials, such as Hastelloy, Monel, Titanium etc.



## Technical Specifications

Housing Model	SS438.621	SS438.641	SHS438.721	SHS438.741	SHS438.821	SHS438.841
Port Size	1" NPT	1" NPT	1½" NPT	1½" NPT	2" NPT	2" NPT
Drain	1/4" NPT	1/2" NPT	1/4" NPT	1/2" NPT	1/4" NPT	1/2" NPT
Maximum Pressure, Bar (1)	400	400	400	400	400	400
Maximum Temperature, °C (2)	200	200	200	200	200	200
<b>Materials of Construction (3)</b>						
Head, Bowl & Internals	316L SS	316L SS	316L SS	316L SS	316L SS	316L SS
Seal (4)	Viton	Viton	Viton	Viton	Viton	Viton
Filter Element Code (5)	51.476.□	51.476.□	51.476.□	51.476.□	51.476.□	51.476.□
Adsorber Cartridge Code (6)	51.476.AD□	51.476.AD□	51.476.AD□	51.476.AD□	51.476.AD□	51.476.AD□
<b>Principal Dimensions in mm</b>						
Diameter	164	164	200	200	200	200
Height	655	655	734	734	744	744
Volume, cc	2550	2550	2600	2600	2600	2600
Weight, kg	49	49	86	86	89	89
<b>Accessories</b>						
Support Core	SC.SS43	SC.SS43	SC.SS43	SC.SS43	SC.SS43	SC.SS43
Mounting Bracket	MB.SS42	MB.SS42	MB.SHS428	MB.SHS428	MB.SHS428	MB.SHS428

### Notes

(1) Above 200°C the pressure rating is reduced, consult us for the exact rating at any specific temperature

(2) Maximum temperature 200°C using standard seal. For temperatures up to 324°C use a Chemraz seal

(3) Material abbreviations, 316L SS = 316L Stainless Steel

(4) Add suffix for other seal types, Chemraz = .C, Nitrile = N, Kalrez = .K, EPDM = .E, Silicone = .S, (e.g. SS438.621.N)

(5) Replace the □ with the grade required, e.g. 51.476.SCK, 51.476.S20V, 51.476.T20

(6) Replace the □ with the type required, e.g. 51.476.AD01

# HST Series

## Heatable Filter Housing

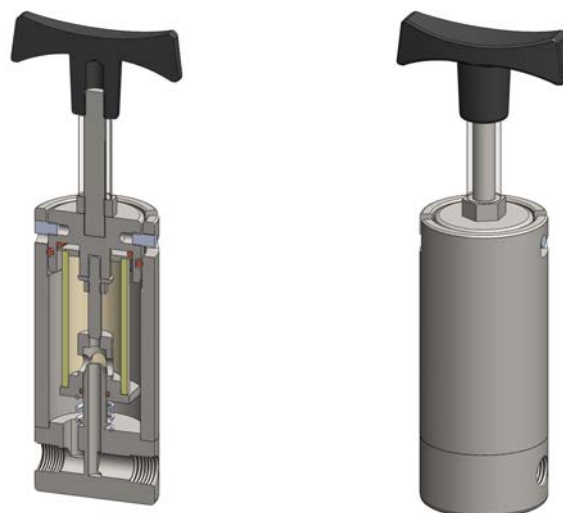
<b>Materials</b>	<b>316L SS</b>
<b>Pressure</b>	<b>7 Bar</b>
<b>Ports</b>	<b>1/8" or 1/4"</b>
<b>Element</b>	<b>12.32.□ to 25.178.□</b>

The HST series filter housings are designed for hot gas analysis, for example diesel exhaust. The housings can be heated by fitting a suitable heater to the body and installing it in a heated enclosure.

The bayonet connection allows fast filter element service even at operating temperatures.

The housings have the inlet and outlet ports in the side of the housing and a tie rod & element retainer.

Standard housings have NPT ports and include silicone seals. Viton seals are available as an option. BSPT and BSPP port types are also available.



## Technical Specifications

Housing Model	HST111.101	HST111.201	HST121.101	HST121.201	HST211.201	HST231.201
Port Size	1/8" NPT	1/4" NPT	1/8" NPT	1/4" NPT	1/4" NPT	1/4" NPT
Maximum Pressure, Bar	7	7	7	7	7	7
Maximum Temperature, °C	200	200	200	200	200	200
Port Position	Sides	Sides	Sides	Sides	Sides	Sides
Internals Type	Tie Rod	Tie Rod	Tie Rod	Tie Rod	Tie Rod	Tie Rod
<b>Materials of Construction (1)</b>						
Head & Internals	316L SS	316L SS	316L SS	316L SS	316L SS	316L SS
Seals (2)	Silicone	Silicone	Silicone	Silicone	Silicone	Silicone
Filter Element Code (3)	12.32.□	12.32.□	12.57.□	12.57.□	25.64.□	25.178.□
<b>Principal Dimensions in mm</b>						
Diameter	40	40	40	40	57	57
Height of Body	93.5	93.5	118.5	118.5	133	247
Length of Handle	45	45	45	45	90	90
Volume, cc	30	30	40	40	100	220
Weight, kg	0.5	0.5	0.5	0.5	1.9	2.8

### Notes

(1) Material abbreviations, 316L SS = 316L Stainless Steel

(2) Add suffix for other seal types, Chemraz = .C, Nitrile = N, Kalrez = .K, EPDM = .E, Viton = V (e.g. HST111.201.V)

(3) Replace the □ with the grade required, e.g. 12.32.5S

# HRT Series

## Heatable Filter Housing


<b>Materials</b>	<b>316L SS</b>
<b>Pressure</b>	<b>7 Bar</b>
<b>Ports</b>	<b>1/4"</b>
<b>Element</b>	<b>25.64.□ &amp; 25.178.□</b>

The HRT series filter housings are designed for hot gas analysis, for example diesel exhaust. The housings can be heated by fitting a suitable heater to the body and installing it in a heated enclosure.

The bayonet connection allows fast filter element service even at operating temperatures.

The housings have the inlet and outlet ports in the end of the housing and a tie rod & element retainer.

Standard housings have NPT ports and include silicone seals. Viton seals are available as an option. BSPT and BSPP port types are also available.



## Technical Specifications

### Housing Model

### HRT211.201

### HRT231.201

Port Size	1/4" NPT
Maximum Pressure, Bar	7
Maximum Temperature, °C	200
Port Position	End
Internals Type	Tie Rod

1/4" NPT
7
200
End
Tie Rod

### Materials of Construction (1)

Head & Internals	316L SS
Seals (2)	Silicone
Filter Element Code (3)	25.64.□

316L SS
Silicone
25.178.□

### Principal Dimensions in mm

Diameter	53
Height of Body	113
Length of Handle	90
Volume, cc	100
Weight, kg	1.25

53
227
90
220
2.0

### Notes

(1) Material abbreviations, 316L SS = 316L Stainless Steel

(2) Add suffix for other seal types, Chemraz = .C, Nitrile = N, Kalrez = .K, EPDM = .E, Viton = V (e.g. HST211.201.V)

(3) Replace the □ with the grade required, e.g. 25.64.5S

# HSS Series

## Heatable Filter Housing


<b>Materials</b>	<b>316L SS</b>
<b>Pressure</b>	<b>7 Bar</b>
<b>Ports</b>	<b>1/4"</b>
<b>Element</b>	<b>25.64.□ &amp; 25.178.□</b>

The HSS series filter housings are designed for hot gas analysis, for example diesel exhaust. The housings can be heated by fitting a suitable heater to the body and installing it in a heated enclosure.

The bayonet connection allows fast filter element service even at operating temperatures.

The housings have the inlet and outlet ports in the side of the housing and a support core to hold the element.

Standard housings have NPT ports and include silicone seals. Viton seals are available as an option. BSPT and BSPP port types are also available.



## Technical Specifications

### Housing Model

### HSS211.201

### HSS231.201

Port Size	1/4" NPT
Maximum Pressure, Bar	7
Maximum Temperature, °C	200
Port Position	Sides
Internals Type	Support

1/4" NPT
7
200
Sides
Support

### Materials of Construction (1)

Head & Internals	316L SS
Seals (2)	Silicone
Filter Element Code (3)	25.64.□

316L SS
Silicone
25.178.□

### Principal Dimensions in mm

Diameter	57
Height of Body	133
Length of Handle	90
Volume, cc	100
Weight, kg	1.9

57
247
90
220
2.8

### Notes

(1) Material abbreviations, 316L SS = 316L Stainless Steel

(2) Add suffix for other seal types, Chemraz = .C, Nitrile = N, Kalrez = .K, EPDM = .E, Viton = V (e.g. HSS211.201.V)

(3) Replace the □ with the grade required, e.g. 25.64.5S

# HRS Series

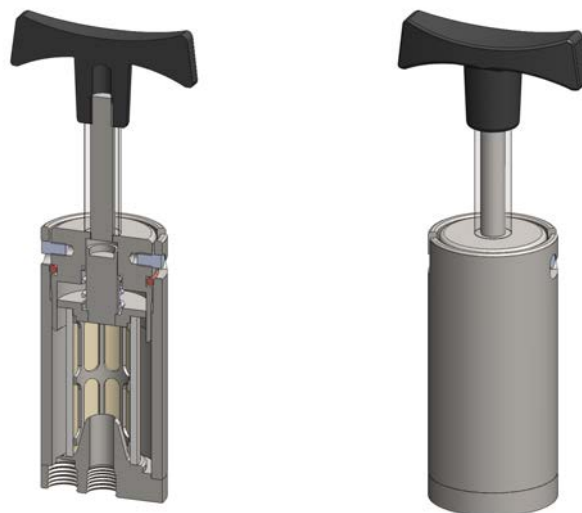
## Heatable Filter Housing

<b>Materials</b>	<b>316L SS</b>
<b>Pressure</b>	<b>7 Bar</b>
<b>Ports</b>	<b>1/4"</b>
<b>Element</b>	<b>25.64.□ &amp; 25.178.□</b>

The HRS series filter housings are designed for hot gas analysis, for example diesel exhaust. The housings can be heated by fitting a suitable heater to the body, installing in a heated enclosure. The bayonet connection allows fast filter element service even at operating temperatures.

The housings have the inlet and outlet ports in the end of the housing and a support core to hold the element.

Standard housings have NPT ports and include silicone seals. Viton seals are available as an option. BSPT and BSPP port types are also available.



## Technical Specifications

### Housing Model

### HRS211.201

### HRS231.201

Port Size	1/4" NPT
Maximum Pressure, Bar	7
Maximum Temperature, °C	200
Port Position	End
Internals Type	Support

1/4" NPT
7
200
End
Support

### Materials of Construction (1)

Head & Internals	316L SS
Seals (2)	Silicone
Filter Element Code (3)	25.64.□

316L SS
Silicone
25.178.□

### Principal Dimensions in mm

Diameter	53
Height of Body	113
Length of Handle	90
Volume, cc	100
Weight, kg	1.25

53
227
90
220
2.0

### Notes

(1) Material abbreviations, 316L SS = 316L Stainless Steel

(2) Add suffix for other seal types, Chemraz = .C, Nitrile = N, Kalrez = .K, EPDM = .E, Viton = V (e.g. HRS211.201.V)

(3) Replace the □ with the grade required, e.g. 25.64.5S

# SLD016 Series

## Disc Filter Housing


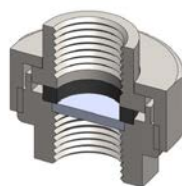
<b>Materials</b>	<b>316L Stainless Steel</b>
<b>Pressure</b>	<b>200 Bar</b>
<b>Ports</b>	<b>1/8" or 1/4"</b>
<b>Element</b>	<b>FD.13.S□</b>

The SLD016 series housings use a flat disc filter and are designed for applications where a minimum volume is required for fast response times and for final "safety" filters after other filter housings. The straight-through flow design ensures a compact and lightweight high pressure filter housing.

Standard housings have NPT ports and a Viton seal. BSPT and BSPP port types are also available.

The housings are free from welds and comply with NACE MR-01-75.

These housings can also be supplied in a wide range of exotic materials, such as Hastelloy, Monel, Titanium etc.



## Technical Specifications

### Housing Model

### SLD016.101

### SLD016.201

Port Size	1/8" NPT	1/4" NPT
Maximum Pressure, Bar (1)	200	200
Maximum Temperature, °C (2)	200	200
<b>Materials of Construction (3)</b>		
Cap & Body	316L SS	316L SS
Seal (4)	Viton	Viton
Filter Disc Code (5)	FD.13.S□	FD.13.S□
<b>Principal Dimensions in mm</b>		
Diameter	30	30
Height	25	25
Volume, cc	0.05	0.05
Weight, kg	0.06	0.06

### Notes

- (1) Above 200°C the pressure rating is reduced, consult us for the exact rating at any specific temperature
- (2) Maximum temperature 200°C using standard seal.
- (3) Material abbreviations, 316L SS = 316L Stainless Steel
- (4) Replace the □ with the grade required, e.g. SLD016.221.S40V, FD.13.S40V



# SF Series

## Fast Loop (Bypass) Filter Housing


<b>Materials</b>	<b>316L Stainless Steel</b>
<b>Pressure</b>	<b>100 or 350 Bar</b>
<b>Ports</b>	<b>1/4" to 1"</b>
<b>Element</b>	<b>12.32.□ to 51.230.□</b>

The SF series housings are designed for fast loop and bypass applications. The internal volume is kept to a minimum for a fast response time. The straight-through flow design flushes the filter elements to increase the service life.

Standard housings have NPT ports and a Viton seal. Other seal types are available as an option. BSPT and BSPP port types are also available.

The housings are free from welds and comply with NACE MR-01-75 and are CE marked in accordance with PED 2014/68/EU where required.

These housings can also be supplied in a wide range of exotic materials, such as Hastelloy, Monel, Titanium etc.



### Technical Specifications

Housing Model	SF117.221	SF127.221	SF215.421	SF235.421	SF235.521	SF425.621	SF425.621
Port Size	1/4" NPT	1/4" NPT	1/2" NPT	1/2" NPT	3/4" NPT	3/4" NPT	1" NPT
Sample Outlet	1/4" NPT	1/4" NPT	1/4" NPT	1/4" NPT	1/4" NPT	1/4" NPT	1/4" NPT
Bar (1)	350	350	100	100	100	100	100
Maximum Temperature, °C (2)	200	200	200	200	200	200	200
<b>Materials of Construction (3)</b>							
Head, Bowl & Internals	316L SS	316L SS	316L SS	316L SS	316L SS	316L SS	316L SS
Seal (4)	Viton	Viton	Viton	Viton	Viton	Viton	Viton
Filter Element Code (5)	12.32.□	12.57.□	25.64.□	25.178.□	25.178.□	51.230.□	51.230.□
<b>Principal Dimensions in mm</b>							
Diameter	50	50	63	63	63	100	100
Height	71	96	115	232	232	331	331
Volume, cc	15	26	95	245	245	840	840
Weight, kg	0.8	1.0	1.6	3.3	3.3	10.0	10.0
<b>Accessories</b>							
Mounting Bracket	MB.SF117	MB.SF117	MB.SF215	MB.SF215	MB.SF215	MB.SF425	MB.SF425

#### Notes

- (1) Above 200°C the pressure rating is reduced, consult us for the exact rating at any specific temperature
- (2) Maximum temperature 200°C using standard seal. For temperature up to 324°C use a Chemraz seal
- (3) Material abbreviations, 316L SS = 316L Stainless Steel
- (4) Add suffix for other seal types, PTFE = .T, Chemraz = .C, Nitrile = .N, Kalrez = .K, EPDM = .E, Silicone = .S, (e.g. SF215.421.T)
- (5) Replace the □ with the grade required, e.g. 12.32.5K, 12.32.S20V

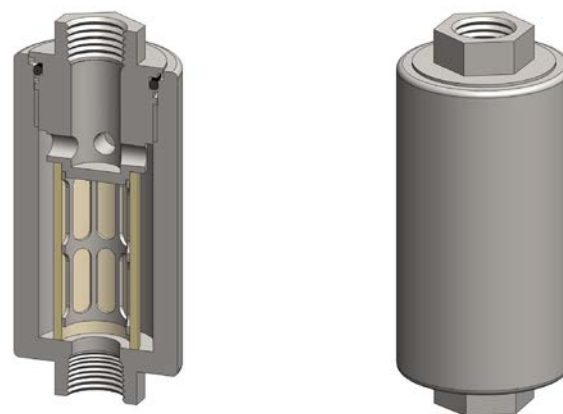
<b>Materials</b>	<b>316L Stainless Steel</b>
<b>Pressure</b>	<b>100 or 350 Bar</b>
<b>Ports</b>	<b>1/4" or 1/2"</b>
<b>Element</b>	<b>12.32.□ to 25.178.□</b>

The SL series filter housings are specified for in-line particulate applications. They are specified for lightly contaminated gases or liquids where service intervals are long or for last-chance or back-up filters.

Standard housings have NPT ports and a Viton seal. Other seal types are available as an option. BSPT and BSPP port types are also available.

The housings are free from welds and comply with NACE MR-01-75 and are CE marked in accordance with PED 2014/68/EU where required.

These housings can also be supplied in a wide range of exotic materials, such as Hastelloy, Monel, Titanium etc.



## Technical Specifications

Housing Model	SL117.201	SL127.201	SL127.401	SL215.401	SL235.401
Port Size	1/4" NPT	1/4" NPT	1/2" NPT	1/2" NPT	1/2" NPT
Bar (1)	350	350	350	100	100
Maximum Temperature, °C (2)	200	200	200	200	200
<b>Materials of Construction (3)</b>					
Head, Bowl & Internals	316L SS	316L SS	316L SS	316L SS	316L SS
Seal (4)	Viton	Viton	Viton	Viton	Viton
Filter Element Code (5)	12.32.□	12.57.□	12.57.□	25.64.□	25.178.□
<b>Principal Dimensions in mm</b>					
Diameter	36	36	36	60	60
Height	86	111	112	135	248
Volume, cc	15	25	25	100	245
Weight, kg	0.4	0.5	0.6	1.8	3.0

### Notes


- (1) Above 200°C the pressure rating is reduced, consult us for the exact rating at any specific temperature
- (2) Maximum temperature 200°C using standard seal. For temperature up to 324°C use a Chemraz seal
- (3) Material abbreviations, 316L SS = 316L Stainless Steel
- (4) Add suffix for other seal types, PTFE = .T, Chemraz = .C, Nitrile = N, Kalrez = .K, EPDM = .E, Silicone = .S, (e.g. SL215.421.T)
- (5) Replace the □ with the grade required, e.g. 12.32.5K, 12.32.S20V

**Materials** 316L Stainless Steel  
**Ports** 1/8" to 1/4"  
**Element** 12.32.□ to 25.64.□

The SE series filter housings are constructed entirely from 316L stainless steel and supplied with a range of port sizes.

The element is enclosed for protection and the housings are suitable for gas and liquid end of line applications.

These housings have NPT ports as standard.



### Technical Specifications

Housing Model	SE110.101	SE110.201	SE120.101	SE120.201	SE210.201	SE210.401
Port Size	1/8" NPT	1/4" NPT	1/8" NPT	1/4" NPT	1/4" NPT	1/2" NPT
Maximum Temperature, °C	200	200	200	200	200	200
<b>Materials of Construction (1)</b>						
Head & Body	316L	316L	316L	316L	316L	316L
Filter Element Code	12.32.□	12.32.□	12.57.□	12.57.□	25.64.□	25.64.□
Adsorber Cartridge Code	12.32.AD□	12.32.AD□	12.57.AD□	12.57.AD□	25.64.AD□	25.64.AD□
<b>Principal Dimensions in mm</b>						
Diameter	36	36	36	36	48	48
Height	38	38	63	63	71	71
Weight, kg	0.15	0.15	0.2	0.2	0.4	0.4

#### Notes

(1) Material abbreviations, 316L = 316L Stainless Steel

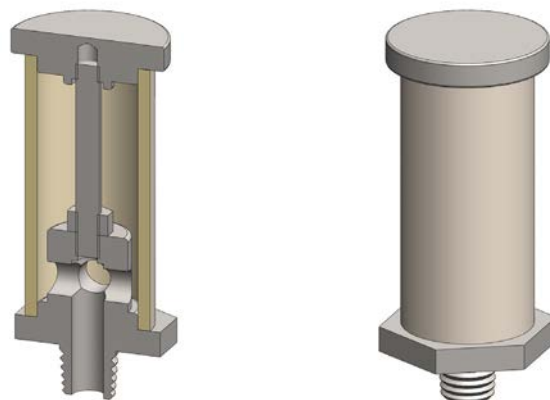
(2) Replace the □ with the grade required, e.g. 12.32.5K, 12.32.S20V, 12.32.T20

**Materials** 316L Stainless Steel  
**Ports** 1/8" to 1/2"  
**Element** 12.32.□ to 25.64.□

The SO series filter housings are constructed entirely from 316L stainless steel and are supplied with a range of connections.

The housings are suitable for gas and liquid end of line applications.

These housings have NPT male ports as standard.



## Technical Specifications

Housing Model	SO110.101	SO110.201	SO120.101	SO120.201	SO210.201	SO210.401	SO230.201	SO230.401
Port Size	1/8" NPT	1/4" NPT	1/8" NPT	1/4" NPT	1/4" NPT	1/2" NPT	1/4" NPT	1/2" NPT
Maximum Temperature, °C	200	200	200	200	200	200	200	200
<b>Materials of Construction (1)</b>								
Head & Body	316L	316L	316L	316L	316L	316L	316L	316L
Filter Element Code (3)	12.32.□	12.32.□	12.57.□	12.57.□	25.64.□	25.64.□	25.178.□	25.178.□
Adsorber Cartridge Code (4)	12.32.AD□	12.32.AD□	12.57.AD□	12.57.AD□	25.64.AD□	25.64.AD□	25.178.AD□	25.178.AD□
<b>Principal Dimensions in mm</b>								
Diameter	19	19	19	19	38	38	38	38
Height	40	40	65	65	76	76	190	190
Weight, kg	0.1	0.1	0.1	0.1	0.15	0.15	0.17	0.17

### Notes

(1) Material abbreviations, 316L Stainless Steel

(2) Replace the □ with the grade required, e.g. 12.32.5CK, 12.32.S20V, 12.32.T20

**Materials** 316L SS & Polyamide  
**Pressure** 17 Bar  
**Ports** 1/8" or 1/4"

The DN103 automatic drains are used to remove liquids from a coalescing filter housing under positive pressure. The body is constructed from 316L stainless steel and the internals are a proprietary float drain assembly.

This housing should only be used in non-corrosive applications as the internals use polyamide componets. See the DF105 series for housings that have internals constructed entirely from stainless steel.

The housing has a male inlet port and this is connected directly to the drain port of the coalescing filter housing. Standard housings have NPT ports and Viton seals.

The housings are free from welds and comply with NACE MR-01-75 and conform to SEP of PED 2014/68/EU.



## Technical Specifications

Housing Model	DN103.111	DN103.221
Port Size	1/8" NPT	1/4" NPT
Drain	1/8" NPT	1/4" NPT
Maximum Pressure, Bar	17	17
Minimum Pressure, Bar	1	1
Maximum Temperature, °C	80	80
<b>Materials of Construction (1)</b>		
Head & Bowl	316L SS	316L SS
Internals	PA	PA
Seal (2)	Viton	Viton
<b>Principal Dimensions in mm</b>		
Diameter	48	48
Height	95	95
Volume, cc	40	40
Weight, kg	0.65	0.65

### Notes

(1) Material abbreviations, 316L SS = 316L Stainless Steel, PA = Polyamide

(2) Add suffix for other seal types, Nitrile = N, EPDM = .E, Silicone = .S, (e.g. DN103.221.E)

**Materials**     316L SS  
**Pressure**     35 Bar  
**Ports**         1/8" to 1/2"

The DF105 automatic drains are used to automatically remove liquids from a coalescing filter housing under positive pressure. The body and internals are constructed from 316L stainless steel.

The unique design uses a float and diaphragm system to drain the liquid. The housing has a male inlet port and this is connected directly to the drain port of the coalescing filter housing. Standard housings have NPT ports and include Viton seals. Other seal types are available as an option.

The housings are free from welds and comply with NACE MR-01-75 and conform to SEP of PED 2014/68/EU.



## Technical Specifications

Housing Model	DF105.111	DF105.221	DF105.441
Port Size	1/8" NPT	1/4" NPT	1/2" NPT
Drain	1/8" NPT	1/4" NPT	1/2" NPT
Maximum Pressure, Bar	35	35	35
Minimum Pressure, Bar	0.7	0.7	0.7
Maximum Temperature, °C	100	100	100
<b>Materials of Construction (1)</b>			
Head, Bowl & Internals	316L SS	316L SS	316L SS
Seal (2)	Viton	Viton	Viton
<b>Principal Dimensions in mm</b>			
Diameter	48	48	48
Height	121	121	121
Volume, cc	48	48	48
Weight, kg	1.0	1.0	1.0

### Notes

(1) Material abbreviations, 316L SS = 316L Stainless Steel

(2) Add suffix for other seal types, Nitrile = N, EPDM = E, (e.g. DF105.221.E)

**Materials** 316L SS & Pyrex Glass  
**Pressure** 7 & 10 Bar  
**Ports** 1/8" or 1/4"


The DG111 & DS112 drain vessels are specified to increase the housing capacity in coalescing applications where an automatic float drain cannot be used.

The housings are constructed from 316L stainless steel with a stainless steel or glass bowl. The bowl is also fitted with a bowl guard, this is not shown.

Standard housings have NPT ports and include Viton seals. Other seal types are available as an option. BSPT and BSPP port types are also available.

The housings are free from welds and comply with NACE MR-01-75 and conform to SEP of PED 2014/68/EU.

These housings can also be supplied in a wide range of exotic materials, such as Hastelloy, Monel, Titanium etc.



Bowl guard not shown

## Technical Specifications

Housing Model	DG111.111	DG111.221	DS112.111	DS112.221
Port Size	1/8" NPT	1/4" NPT	1/8" NPT	1/4" NPT
Drain	1/8" NPT	1/4" NPT	1/8" NPT	1/4" NPT
Maximum Pressure, Bar	7	7	10	10
Maximum Temperature, °C (1)	100	100	200	200
<b>Materials of Construction (2)</b>				
Head & Internals	316L SS	316L SS	316L SS	316L SS
Bowl	Pyrex	Pyrex	316L SS	316L SS
Seals (3)	Viton	Viton	Viton	Viton
<b>Principal Dimensions in mm</b>				
Diameter	40	40	40	40
Height	89	89	89	89
Volume, cc	25	25	25	25
Weight, kg	0.3	0.3	0.35	0.35

### Notes

(1) Maximum temperature 200°C using standard seal. For temperatures up to 324°C use a Chemraz seal (not DG types)

(2) Material abbreviations, 316L SS = 316L Stainless Steel

(3) Add suffix for other seal types, PTFE = .T, Chemraz = .C, Nitrile = N, Kalrez = .K, EPDM = .E, Silicone = .S, (e.g. DG111.221.T)



**Materials** 316L SS & Pyrex Glass  
**Pressure** 7 & 10 Bar  
**Ports** 1/8" or 1/4"


The DG121 & DS122 drain vessels are specified to increase the housing capacity in coalescing applications where an automatic float drain cannot be used.

The housings are constructed from 316L stainless steel with a stainless steel or glass bowl. The glass bowl is also fitted with a bowl guard, this is not shown.

Standard housings have NPT ports and include Viton seals. Other seal types are available as an option. BSPT and BSPP port types are also available.

The housings are free from welds and comply with NACE MR-01-75 and conform to SEP of PED 2014/68/EU.

These housings can also be supplied in a wide range of exotic materials, such as Hastelloy, Monel, Titanium etc.



Bowl guard not shown

## Technical Specifications

Housing Model	DG121.111	DG121.221	DS122.111	DS122.221
Port Size	1/8" NPT	1/4" NPT	1/8" NPT	1/4" NPT
Drain	1/8" NPT	1/4" NPT	1/8" NPT	1/4" NPT
Maximum Pressure, Bar	7	7	10	10
Maximum Temperature, °C (1)	100	100	200	200
<b>Materials of Construction (2)</b>				
Head & Internals	316L SS	316L SS	316L SS	316L SS
Bowl	Pyrex	Pyrex	316L SS	316L SS
Seals (3)	Viton	Viton	Viton	Viton
<b>Principal Dimensions in mm</b>				
Diameter	40	40	40	40
Height	114	114	114	114
Volume, cc	35	35	35	35
Weight, kg	0.35	0.35	0.4	0.4

### Notes

(1) Maximum temperature 200°C using standard seal. For temperatures up to 324°C use a Chemraz seal (not DG types)

(2) Material abbreviations, 316L SS = 316L Stainless Steel

(3) Add suffix for other seal types, PTFE = .T, Chemraz = .C, Nitrile = N, Kalrez = .K, EPDM = .E, Silicone = .S, (e.g. DG121.221.T)

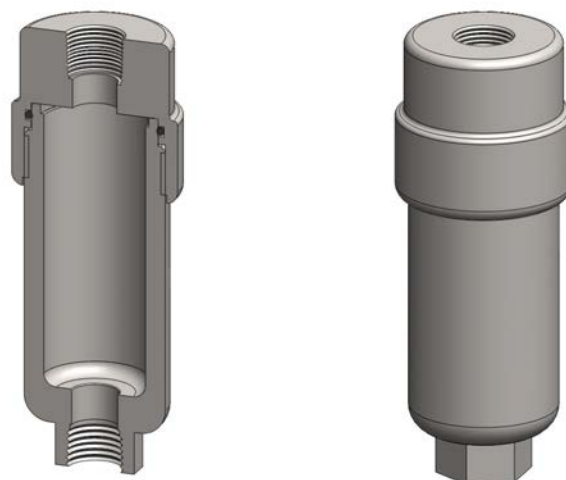
**Materials**     **316L SS**  
**Pressure**     **350 Bar**  
**Ports**         **1/8" or 1/4"**

The DS127 drain vessels are specified to increase the housing capacity in coalescing applications where an automatic float drain cannot be used. The housings are constructed from 316L stainless steel.

Standard housings have NPT ports and include Viton seals. Other seal types are available as an option. BSPT and BSPP port types are also available.

The housings are free from welds and comply with NACE MR-01-75 and are CE marked in accordance with PED 2014/68/EU.

These housings can also be supplied in a wide range of exotic materials, such as Hastelloy, Monel, Titanium etc.



## Technical Specifications

Housing Model	DS127.111	DS127.221
Port Size	1/8" NPT	1/4" NPT
Drain	1/8" NPT	1/4" NPT
Maximum Pressure, Bar	350	350
Maximum Temperature, °C (1)	200	200
<b>Materials of Construction (2)</b>		
Head & Bowl	316L SS	316L SS
Seals (3)	Viton	Viton
<b>Principal Dimensions in mm</b>		
Diameter	40	40
Height	114	114
Volume, cc	35	35
Weight, kg	0.35	0.35

### Notes

(1) Maximum temperature 200°C using standard seal. For temperatures up to 324°C use a Chemraz seal

(2) Material abbreviations, 316L SS = 316L Stainless Steel

(3) Add suffix for other seal types, PTFE = .T, Chemraz = .C, Nitrile = N, Kalrez = .K, EPDM = .E, Silicone = .S, (e.g. DS127.221.T)

**Materials** 316L SS & Pyrex Glass  
**Pressure** 7 & 10 Bar  
**Ports** 1/8" or 1/4"

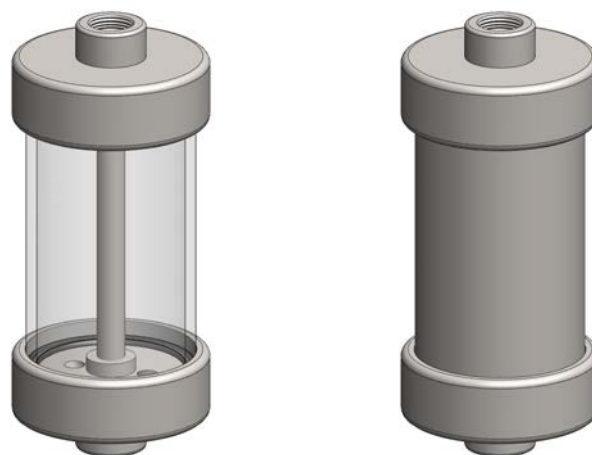
The DG211 & DS212 drain vessels are specified to increase the housing capacity in coalescing applications where an automatic float drain cannot be used.

The housings are constructed from 316L stainless steel with a stainless steel or glass bowl. The glass bowl is also fitted with a bowl guard, this is not shown.

Standard housings have NPT ports and include Viton seals. Other seal types are available as an option. BSPT and BSPP port types are also available.

The housings are free from welds and comply with NACE MR-01-75 and conform to SEP of PED 2014/68/EU.

These housings can also be supplied in a wide range of exotic materials, such as Hastelloy, Monel, Titanium etc.



Bowl guard not shown

## Technical Specifications

Housing Model	DG211.111	DG211.221	DS212.111	DS212.221
Port Size	1/8" NPT	1/4" NPT	1/8" NPT	1/4" NPT
Drain	1/8" NPT	1/4" NPT	1/8" NPT	1/4" NPT
Maximum Pressure, Bar	7	7	10	10
Maximum Temperature, °C (1)	100	100	200	200
<b>Materials of Construction (2)</b>				
Head & Internals	316L SS	316L SS	316L SS	316L SS
Bowl	Pyrex	Pyrex	316L SS	316L SS
Seals (3)	Viton	Viton	Viton	Viton
<b>Principal Dimensions in mm</b>				
Diameter	40	40	40	40
Height	114	114	114	114
Volume, cc	105	105	105	105
Weight, kg	0.65	0.65	0.7	0.7

### Notes

(1) Maximum temperature 200°C using standard seal. For temperatures up to 324°C use a Chemraz seal (not DG types)

(2) Material abbreviations, 316L SS = 316L Stainless Steel

(3) Add suffix for other seal types, PTFE = .T, Chemraz = .C, Nitrile = N, Kalrez = .K, EPDM = .E, Silicone = .S, (e.g. DG211.221.T)


**Materials**     **316L SS**  
**Pressure**     **100 Bar**  
**Ports**         **1/4" or 1/2"**

The DS215 drain vessels are specified to increase the housing capacity in coalescing applications where an automatic float drain cannot be used. They are constructed entirely from 316L stainless steel.

Standard housings have NPT ports and include a Viton seal. Other seal types are available as an option. BSPT and BSPP port types are also available.

The housings are free from welds and comply with NACE MR-01-75 and conform to SEP of PED 2014/68/EU.

These housings can also be supplied in a wide range of exotic materials, such as Hastelloy, Monel, Titanium etc.



## Technical Specifications

Housing Model	DS215.221	DS215.441
Port Size	1/4" NPT	1/2" NPT
Drain	1/4" NPT	1/2" NPT
Maximum Pressure, Bar (1)	100	100
Maximum Temperature, °C (2)	200	200
<b>Materials of Construction (3)</b>		
Head & Bowl	316L SS	316L SS
Seal (4)	Viton	Viton
<b>Principal Dimensions in mm</b>		
Diameter	63	63
Height	128.5	128.5
Volume, cc	105	105
Weight, kg	1.35	1.35

### Notes

(1) Above 200°C the pressure rating is reduced, consult us for the exact rating at any specific temperature

(2) Maximum temperature 200°C using standard seal. For temperatures up to 324°C use a Chemraz seal

(3) Material abbreviations, 316L SS = 316L Stainless Steel

(4) Add suffix for other seal types, PTFE = .T, Chemraz = .C, Nitrile = N, Kalrez = .K, EPDM = .E, Silicone = .S, (e.g. DS215.221.T)

**Materials** 316L SS & Pyrex Glass  
**Pressure** 7 & 10 Bar  
**Ports** 1/8" or 1/4"


The DG231 & DS232 drain vessels are specified to increase the housing capacity in coalescing applications where an automatic float drain cannot be used.

The housings are constructed from 316L stainless steel with a stainless steel or glass bowl. The glass bowl is also fitted with a bowl guard, this is not shown.

Standard housings have NPT ports and include Viton seals. Other seal types are available as an option. BSPT and BSPP port types are also available.

The housings are free from welds and comply with NACE MR-01-75 and conform to SEP of PED 2014/68/EU.

These housings can also be supplied in a wide range of exotic materials, such as Hastelloy, Monel, Titanium etc.



Bowl guard not shown

## Technical Specifications

Housing Model	DG231.111	DG231.221	DS232.111	DS232.221
Port Size	1/8" NPT	1/4" NPT	1/8" NPT	1/4" NPT
Drain	1/8" NPT	1/4" NPT	1/8" NPT	1/4" NPT
Maximum Pressure, Bar	7	7	10	10
Maximum Temperature, °C (1)	100	100	200	200
<b>Materials of Construction (2)</b>				
Head & Internals	316L SS	316L SS	316L SS	316L SS
Bowl	Pyrex	Pyrex	316L SS	316L SS
Seals (3)	Viton	Viton	Viton	Viton
<b>Principal Dimensions in mm</b>				
Diameter	56	56	56	56
Height	239	239	239	239
Volume, cc	255	255	255	255
Weight, kg	0.9	0.9	1.0	1.0

### Notes

(1) Maximum temperature 200°C using standard seal. For temperatures up to 324°C use a Chemraz seal (not DG types)

(2) Material abbreviations, 316L SS = 316L Stainless Steel

(3) Add suffix for other seal types, PTFE = .T, Chemraz = .C, Nitrile = N, Kalrez = .K, EPDM = .E, Silicone = .S, (e.g. DG231.221.T)


**Materials**      316L SS  
**Pressure**        100 Bar  
**Ports**            1/4" or 1/2"

The DS235 drain vessels are specified to increase the housing capacity in coalescing applications where an automatic float drain cannot be used. They are constructed entirely from 316L stainless steel.

Standard housings have NPT ports and include a Viton seal. Other seal types are available as an option. BSPT and BSPP port types are also available.

The housings are free from welds and comply with NACE MR-01-75 and conform to SEP of PED 2014/68/EU.

These housings can also be supplied in a wide range of exotic materials, such as Hastelloy, Monel, Titanium etc.



## Technical Specifications

Housing Model	DS235.221	DS235.441
Port Size	1/4" NPT	1/2" NPT
Drain	1/4" NPT	1/2" NPT
Maximum Pressure, Bar (1)	100	100
Maximum Temperature, °C (2)	200	200
<b>Materials of Construction (3)</b>		
Head & Bowl	316L SS	316L SS
Seal (4)	Viton	Viton
<b>Principal Dimensions in mm</b>		
Diameter	63	63
Height	241.5	421.5
Volume, cc	255	255
Weight, kg	1.9	1.9

### Notes

(1) Above 200°C the pressure rating is reduced, consult us for the exact rating at any specific temperature

(2) Maximum temperature 200°C using standard seal. For temperatures up to 324°C use a Chemraz seal

(3) Material abbreviations, 316L SS = 316L Stainless Steel

(4) Add suffix for other seal types, PTFE = .T, Chemraz = .C, Nitrile = N, Kalrez = .K, EPDM = .E, Silicone = .S, (e.g. DS235.221.T)


**Materials**      **316L SS**  
**Pressure**       **400 Bar**  
**Ports**            **1/4" or 1/2"**

The DS428 drain vessels are specified to increase the housing capacity in coalescing applications where an automatic float drain cannot be used. They are constructed entirely from 316L stainless steel.

Standard housings have NPT ports and include a Viton seal. Other seal types are available as an option. BSPT and BSPP port types are also available.

The housings are free from welds and comply with NACE MR-01-75 and are CE marked in accordance with PED 2014/68/EU.

These housings can also be supplied in a wide range of exotic materials, such as Hastelloy, Monel, Titanium etc.



## Technical Specifications

Housing Model	DS428.221	DS428.441
Port Size	1/4" NPT	1/2" NPT
Drain	1/4" NPT	1/2" NPT
Maximum Pressure, Bar (1)	400	400
Maximum Temperature, °C (2)	200	200
<b>Materials of Construction (3)</b>		
Head & Bowl	316L SS	316L SS
Seal (4)	Viton	Viton
<b>Principal Dimensions in mm</b>		
Diameter	170	170
Height	340	340
Volume, cc	1050	1050
Weight, kg	29	29

### Notes

(1) Above 200°C the pressure rating is reduced, consult us for the exact rating at any specific temperature

(2) Maximum temperature 200°C using standard seal. For temperatures up to 324°C use a Chemraz seal

(3) Material abbreviations, 316L SS = 316L Stainless Steel

(4) Add suffix for other seal types, PTFE = .T, Chemraz = .C, Nitrile = N, Kalrez = .K, EPDM = .E, Silicone = .S, (e.g. DS428.221.T)

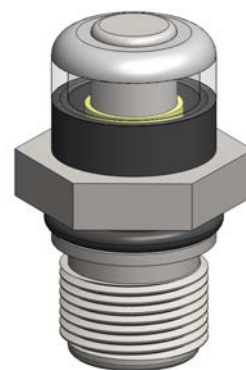


**Materials**      **316L Stainless Steel**  
**Pressure**       **Up to 1050 Bar**

SSDPI series differential pressure indicators are specified for applications up to 1050 Bar. They monitor the pressure differential across to ports and as it increases the indicator will show yellow and then red. A selection of pressure ranges for the spring are available and custom pressure ranges can also be supplied.

Standard housings have metric threads and Viton seals. Other seal types are available as an option and other thread types are also available.

The housings are free from welds and comply with NACE MR-01-75 and are suitable for use with housings that are CE marked in accordance with PED 2014/68/EU.



## Technical Specifications

Housing Model (1)	SSDPI.8.□	SSDPI.9.□	SSDPI.10.□
Maximum Pressure, Bar	400	700	1050
Maximum Temperature, °C (2)	100	100	100
<b>Materials of Construction (3)</b>			
Head, Bowl & Internals	316L SS	316L SS	316L SS
Magnet (4)	Neodymium	Neodymium	Neodymium
Cover	Acrylic	Acrylic	Acrylic
Seals (5)	Viton	Viton	Viton
<b>Principal Dimensions in mm</b>			
Hexagon	25 AF	25 AF	30 AF
Overall Height	42	42	42
Thread Size	M18 x 1.5	M20 x 1.5	M20 x 1.5
<b>Pressure Range Suffix</b>			
0 to 0.5 Bar	0-0.5	0-0.5	0-0.5
0 to 1.0 Bar	0-1	0-1	0-1
0 to 2.0 Bar	0-2	0-2	0-2
0 to 3.0 Bar	0-3	0-3	0-3
0 to 5.0 Bar	0-5	0-5	0-5

### Notes

- (1) Add pressure range suffix to the part number, e.g. SSDPI.9.0-0.5
- (2) Maximum temperature 100°C due to differential pressure indicator materials
- (3) Material abbreviations, 316L SS = 316L Stainless Steel
- (4) The magnet is electroplated with Ni-Cu-Ni
- (5) Add suffix for other seal types, Chemraz = .C, Nitrile = N, Kalrez = .K, EPDM = .E, Silicone = .S, (e.g. SSDPI.8.0-5.E)

**Materials** 316L Stainless Steel  
**Pressure** 17 Bar  
**Ports** 1/8" or 1/4"

RSP103 and RSS103 regulator housings are specified for 1/8" & 1/4" line size applications.

The housings are constructed from 316L stainless steel with a stainless steel or plastic bonnet. The regulators can be supplied as relieving or non-relieving and the suffix .R or .NR should be used after the part number.

Springs can be supplied for 0-2, 0-4 and 0-8 Bar, see table below for part number suffix.

Standard housings have NPT ports and Viton seals.

The housings are free from welds and comply with NACE MR-01-75 and conform to SEP of PED 2014/68/EU.



## Technical Specifications

Housing Model	RSP103.101	RSP103.201	RSS103.101	RSS103.201
Port Size	1/8" NPT	1/4" NPT	1/8" NPT	1/4" NPT
Maximum Pressure, Bar	17	17	17	17
Maximum Temperature, °C	60	60	60	60
<b>Materials of Construction (1)</b>				
Body	316L SS	316L SS	316L SS	316L SS
Bonnet	Plastic	Plastic	316L SS	316L SS
Seal & Diaphragm	Viton	Viton	Viton	Viton
Other Internal Parts	Plastic	Plastic	Plastic	Plastic
<b>Principal Dimensions in mm</b>				
Diameter	40	40	40	40
Height	78	78	78	78
Weight, kg	0.25	0.25	0.37	0.37
<b>Type Suffix (2)</b>				
Relieving	.R	.R	.R	.R
Non-relieving	.NR	.NR	.NR	.NR
<b>Spring Suffix (2)</b>				
0-2 Bar	.30	.30	.30	.30
0-4 Bar	.60	.60	.60	.60
0-8 Bar	.120	.120	.120	.120
<b>Accessories</b>				
Mounting Bracket	MB.RSP10	MB.RSP10	MB.RSP10	MB.RSP10
Pressure Gauge (3)	SPRGA10	SPRGA10	SPRGA10	SPRGA10

### Notes

(1) Material abbreviations, 316L SS = 316L Stainless Steel

(2) Add suffix for Relieving or Non-relieving types and for the spring type, (e.g. RSS103.201.N.120)

(3) Add suffix for pressure range, (e.g. PRGA10.120)

**Materials** 316L Stainless Steel  
**Pressure** 17 Bar  
**Ports** 1/8" & 1/4"  
**Element** 12.32.□

RSP113 series filter regulator housings are specified for 1/8" & 1/4" line size applications and have a filter element integrated into the regulator.

The housings are constructed from 316L stainless steel with a plastic bonnet. The regulators can be supplied as relieving or non-relieving and the suffix .R or .NR should be used after the part number.

Springs can be supplied for 0-2, 0-4 and 0-8 Bar, see table below for part number suffix.

Standard housings have NPT ports and Viton seals.

The housings are free from welds and comply with NACE MR-01-75 and conform to SEP of PED 2014/68/EU.



## Technical Specifications

Housing Model	RSP113.101	RSP113.111	RSP113.161	RSP113.201	RSP113.221	RSP113.261
Port Size	1/8" NPT	1/8" NPT	1/8" NPT	1/4" NPT	1/4" NPT	1/4" NPT
Drain Port	None	1/8" NPT	Manual	None	1/4" NPT	Manual
Maximum Pressure, Bar	17	17	17	17	17	17
Maximum Temperature, °C	60	60	60	60	60	60
<b>Materials of Construction (1)</b>						
Body	316L SS	316L SS	316L SS	316L SS	316L SS	316L SS
Bonnet	Plastic	Plastic	Plastic	Plastic	Plastic	Plastic
Seal & Diaphragm	Viton	Viton	Viton	Viton	Viton	Viton
Other Internal Parts	Plastic	Plastic	Plastic	Plastic	Plastic	Plastic
Filter Element Code (2)	12.32.□	12.32.□	12.32.□	12.32.□	12.32.□	12.32.□
<b>Principal Dimensions in mm</b>						
Diameter	40	40	40	40	40	40
Height	151	151	166	151	151	166
Weight, kg	0.66	0.66	0.66	0.66	0.66	0.66
<b>Type Suffix (3)</b>						
Relieving	.R	.R	.R	.R	.R	.R
Non-relieving	.NR	.NR	.NR	.NR	.NR	.NR
<b>Spring Suffix (3)</b>						
0-2 Bar	.30	.30	.30	.30	.30	.30
0-4 Bar	.60	.60	.60	.60	.60	.60
0-8 Bar	.120	.120	.120	.120	.120	.120
<b>Accessories</b>						
Mounting Bracket	MB.RSP10	MB.RSP10	MB.RSP10	MB.RSP10	MB.RSP10	MB.RSP10
Pressure Gauge (4)	SPRGA10	SPRGA10	SPRGA10	SPRGA10	SPRGA10	SPRGA10

### Notes

- (1) Material abbreviations, 316L SS = 316L Stainless Steel
- (2) Replace the □ with the grade required, e.g. 12.32.5K, 12.32.S10V
- (3) Add suffix for Relieving or Non-relieving types and for the spring type, (e.g. RSP113.201.N.120)
- (4) Add suffix for pressure range, (e.g. PRGA10.120)

<b>Materials</b>	<b>316L Stainless Steel</b>
<b>Pressure</b>	<b>17 Bar</b>
<b>Ports</b>	<b>1/8" &amp; 1/4"</b>
<b>Element</b>	<b>12.32.□</b>

RSS113 series filter regulator housings are specified for 1/8" & 1/4" line size applications and have a filter element integrated into the regulator.

The housings are constructed from 316L stainless steel with a stainless steel bonnet. The regulators can be supplied as relieving or non-relieving and the suffix .R or .NR should be used after the part number.

Springs can be supplied for 0-2, 0-4 and 0-8 Bar, see table below for part number suffix.

Standard housings have NPT ports and Viton seals.

The housings are free from welds and comply with NACE MR-01-75 and conform to SEP of PED 2014/68/EU.



## Technical Specifications

Housing Model	RSS113.101	RSS113.111	RSS113.161	RSS113.201	RSS113.221	RSS113.261
Port Size	1/8" NPT	1/8" NPT	1/8" NPT	1/4" NPT	1/4" NPT	1/4" NPT
Drain Port	None	1/8" NPT	Manual	None	1/4" NPT	Manual
Maximum Pressure, Bar	17	17	17	17	17	17
Maximum Temperature, °C	60	60	60	60	60	60
<b>Materials of Construction (1)</b>						
Body	316L SS	316L SS	316L SS	316L SS	316L SS	316L SS
Bonnet	316L SS	316L SS	316L SS	316L SS	316L SS	316L SS
Seal & Diaphragm	Viton	Viton	Viton	Viton	Viton	Viton
Other Internal Parts	Plastic	Plastic	Plastic	Plastic	Plastic	Plastic
Filter Element Code (2)	12.32.□	12.32.□	12.32.□	12.32.□	12.32.□	12.32.□
<b>Principal Dimensions in mm</b>						
Diameter	40	40	40	40	40	40
Height	151	151	166	151	151	166
Weight, kg	0.78	0.78	0.78	0.78	0.78	0.78
<b>Type Suffix (3)</b>						
Relieving	.R	.R	.R	.R	.R	.R
Non-relieving	.NR	.NR	.NR	.NR	.NR	.NR
<b>Spring Suffix (3)</b>						
0-2 Bar	.30	.30	.30	.30	.30	.30
0-4 Bar	.60	.60	.60	.60	.60	.60
0-8 Bar	.120	.120	.120	.120	.120	.120
<b>Accessories</b>						
Mounting Bracket	MB.RSP10	MB.RSP10	MB.RSP10	MB.RSP10	MB.RSP10	MB.RSP10
Pressure Gauge (4)	SPRGA10	SPRGA10	SPRGA10	SPRGA10	SPRGA10	SPRGA10

### Notes

- (1) Material abbreviations, 316L SS = 316L Stainless Steel
- (2) Replace the □ with the grade required, e.g. 12.32.5K, 12.32.S10V
- (3) Add suffix for Relieving or Non-relieving types and for the spring type, (e.g. RSS113.201.N.120)
- (4) Add suffix for pressure range, (e.g. PRGA10.120)

**Materials** 316L Stainless Steel  
**Pressure** 17 Bar  
**Ports** 1/8" & 1/4"  
**Element** 12.57.□

RSP123 series filter regulator housings are specified for 1/8" & 1/4" line size applications and have a filter element integrated into the regulator.

The housings are constructed from 316L stainless steel with a plastic bonnet. The regulators can be supplied as relieving or non-relieving and the suffix .R or .NR should be used after the part number.

Springs can be supplied for 0-2, 0-4 and 0-8 Bar, see table below for part number suffix.

Standard housings have NPT ports and Viton seals.

The housings are free from welds and comply with NACE MR-01-75 and conform to SEP of PED 2014/68/EU.



## Technical Specifications

Housing Model	RSP123.101	RSP123.111	RSP123.161	RSP123.201	RSP123.221	RSP123.261
Port Size	1/8" NPT	1/8" NPT	1/8" NPT	1/4" NPT	1/4" NPT	1/4" NPT
Drain Port	None	1/8" NPT	Manual	None	1/4" NPT	Manual
Maximum Pressure, Bar	17	17	17	17	17	17
Maximum Temperature, °C	60	60	60	60	60	60
<b>Materials of Construction (1)</b>						
Body	316L SS	316L SS	316L SS	316L SS	316L SS	316L SS
Bonnet	Plastic	Plastic	Plastic	Plastic	Plastic	Plastic
Seal & Diaphragm	Viton	Viton	Viton	Viton	Viton	Viton
Other Internal Parts	Plastic	Plastic	Plastic	Plastic	Plastic	Plastic
Filter Element Code (2)	12.57.□	12.57.□	12.57.□	12.57.□	12.57.□	12.57.□
<b>Principal Dimensions in mm</b>						
Diameter	40	40	40	40	40	40
Height	175	175	190	175	175	190
Weight, kg	0.75	0.75	0.75	0.75	0.75	0.75
<b>Type Suffix (3)</b>						
Relieving	.R	.R	.R	.R	.R	.R
Non-relieving	.NR	.NR	.NR	.NR	.NR	.NR
<b>Spring Suffix (3)</b>						
0-2 Bar	.30	.30	.30	.30	.30	.30
0-4 Bar	.60	.60	.60	.60	.60	.60
0-8 Bar	.120	.120	.120	.120	.120	.120
<b>Accessories</b>						
Mounting Bracket	MB.RSP10	MB.RSP10	MB.RSP10	MB.RSP10	MB.RSP10	MB.RSP10
Pressure Gauge (4)	SPRGA10	SPRGA10	SPRGA10	SPRGA10	SPRGA10	SPRGA10

### Notes

- (1) Material abbreviations, 316L SS = 316L Stainless Steel
- (2) Replace the □ with the grade required, e.g. 12.57.5K, 12.57.S10V
- (3) Add suffix for Relieving or Non-relieving types and for the spring type, (e.g. RSP123.201.N.120)
- (4) Add suffix for pressure range, (e.g. PRGA10.120)

**Materials** 316L Stainless Steel  
**Pressure** 17 Bar  
**Ports** 1/8" & 1/4"  
**Element** 12.57.□

RSS123 series filter regulator housings are specified for 1/8" & 1/4" line size applications and have a filter element integrated into the regulator.

The housings are constructed from 316L stainless steel with a stainless steel bonnet. The regulators can be supplied as relieving or non-relieving and the suffix .R or .NR should be used after the part number.

Springs can be supplied for 0-2, 0-4 and 0-8 Bar, see table below for part number suffix.

Standard housings have NPT ports and Viton seals.

The housings are free from welds and comply with NACE MR-01-75 and conform to SEP of PED 2014/68/EU.



## Technical Specifications

Housing Model	RSS123.101	RSS123.111	RSS123.161	RSS123.201	RSS123.221	RSS123.261
Port Size	1/8" NPT	1/8" NPT	1/8" NPT	1/4" NPT	1/4" NPT	1/4" NPT
Drain Port	None	1/8" NPT	Manual	None	1/4" NPT	Manual
Maximum Pressure, Bar	17	17	17	17	17	17
Maximum Temperature, °C	60	60	60	60	60	60
<b>Materials of Construction (1)</b>						
Body	316L SS	316L SS	316L SS	316L SS	316L SS	316L SS
Bonnet	316L SS	316L SS	316L SS	316L SS	316L SS	316L SS
Seal & Diaphragm	Viton	Viton	Viton	Viton	Viton	Viton
Other Internal Parts	Plastic	Plastic	Plastic	Plastic	Plastic	Plastic
Filter Element Code (2)	12.57.□	12.57.□	12.57.□	12.57.□	12.57.□	12.57.□
<b>Principal Dimensions in mm</b>						
Diameter	40	40	40	40	40	40
Height	175	175	190	175	175	190
Weight, kg	0.87	0.87	0.87	0.87	0.87	0.87
<b>Type Suffix (3)</b>						
Relieving	.R	.R	.R	.R	.R	.R
Non-relieving	.NR	.NR	.NR	.NR	.NR	.NR
<b>Spring Suffix (3)</b>						
0-2 Bar	.30	.30	.30	.30	.30	.30
0-4 Bar	.60	.60	.60	.60	.60	.60
0-8 Bar	.120	.120	.120	.120	.120	.120
<b>Accessories</b>						
Mounting Bracket	MB.RSP10	MB.RSP10	MB.RSP10	MB.RSP10	MB.RSP10	MB.RSP10
Pressure Gauge (4)	SPRGA10	SPRGA10	SPRGA10	SPRGA10	SPRGA10	SPRGA10

### Notes

- (1) Material abbreviations, 316L SS = 316L Stainless Steel
- (2) Replace the □ with the grade required, e.g. 12.57.5K, 12.57.S10V
- (3) Add suffix for Relieving or Non-relieving types and for the spring type, (e.g. RSS123.201.N.120)
- (4) Add suffix for pressure range, (e.g. PRGA10.120)

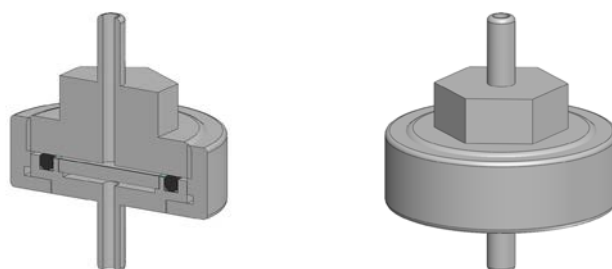
**Materials** PTFE  
**Pressure** 7 Bar  
**Ports** 1/4" & 1/8" Spigot or NPT  
**Membrane** MT.33.□

FML101 membrane housings use a porous PTFE membrane, which is supported by a sintered porous PTFE disc on the outlet side. Any liquid in the gas sample will be prevented from passing through the membrane.

The housing design allows a quick change of the membrane by unscrewing a retaining collar.

Standard housings have 1/4" diameter push-on spigots or female NPT ports and include Viton seals. Other seal types are available as an option. BSPT and BSPP port types are also available.

Special housings can also be produced with different connections and membrane sizes.



## Technical Specifications

Housing Model	FML101.101	FML101.201	FML101.209
Port Size	1/8" NPT (F)	1/4" NPT (F)	1/4" Spigot
Maximum Pressure, Bar	7	7	7
Maximum Temperature, °C (1)	150	150	150
<b>Materials of Construction (2)</b>			
Head, Bowl & Internals	PTFE	PTFE	PTFE
Seal (3)	Viton	Viton	Viton
Membrane Code (4)	MT.33.□	MT.33.□	MT.33.□
<b>Principal Dimensions in mm</b>			
Diameter	63	63	63
Height	47	47	47
Volume, cc	10	10	10
Weight, kg	0.15	0.15	0.15

### Notes

- (1) Maximum temperature of 150°C is due to the PTFE membrane
- (2) Material abbreviations, PTFE = Polytetrafluoroethane
- (3) Add suffix for other seal types, Chemraz = .C, Nitrile = N, Kalrez = .K, EPDM = .E, Silicone = .S, (e.g. FML101.109.C)
- (4) Replace the □ with the membrane grade required, e.g. MT.33.M2



# SM015

## SP76 Modular Membrane Housing


**Materials** 316L SS  
**Pressure** 100 Bar  
**Ports** SP76 & 1/8"  
**Membrane** MT.19.□

The SM015 series SP76 membrane housings are designed for SP76 compliant modular sample systems. The housings use a porous PTFE membrane which is supported by a sintered porous stainless steel disc on the outlet side.

Any liquid in the sample will flow to the 1/8" NPT drain port. The housings should only be used on substrates that are mounted in the horizontal plane with the drain port at the lowest point below the inlet and outlet ports.

The housing design allows a quick change of the membrane as all the line connections are arranged in the body of the housing and the threaded cap means no tools are required for access.

The housings are free from welds and comply with NACE MR-01-75 and are CE marked in accordance with PED 2014/68/EU.



## Technical Specifications

### Housing Model

### SM015.L11

### SM015.R11

Inlet/Outlet Connections

SP76

SP76

Drain

1/8" NPT

1/8" NPT

Maximum Pressure, Bar

100

100

Maximum Temperature, °C (1)

150

150

Flow Direction

Left to Right

Right to Left

Substrate Plane

Horizontal

Horizontal

Inlet

Hole 2

Hole 2

Outlet

Hole 3

Hole 1

### Materials of Construction (2)

Head, Bowl & Internals

316L SS

316L SS

Seals (3)

Viton

Viton

Membrane Code (4)

MT.19.□

MT.19.□

### Principal Dimensions in mm

Diameter

38

38

Height

48.5

48.5

Volume, cc

5

5

Weight, kg

0.3

0.3

### Notes

(1) Maximum temperature of 150°C is due to the PTFE membrane

(2) Material abbreviations, 316L SS = 316L Stainless Steel

(2) Add suffix for other seal types, PTFE = .T, Chemraz = .C, Nitrile = N, Kalrez = .K, EPDM = .E, Silicone = .S, (e.g. SM015.L11.T)

(3) Replace the □ with the grade required, e.g. MT.19.M2


**Materials** 316L Stainless Steel  
**Pressure** 100 Bar  
**Ports** 1/16" LV or 1/8"  
**Membrane** MT.19.□

SM015 membrane housings use a porous PTFE membrane, which is supported by a sintered porous stainless steel disc on the outlet side. Any liquid in the gas sample will flow to the drain port. This port can also be used as a bypass function for the main flow.

The housing design allows a quick change of the membrane as all the line connections are arranged in the body of the housing and the threaded cap means no tools are required for access.

Standard housings have NPT ports and include Viton seals. Other seal types are available as an option. BSPT and BSPP port types are also available.

The housings are free from welds and comply with NACE MR-01-75.



## Technical Specifications

Housing Model	SM015.1/16LV	SM015.111
Port Size	1/16" Low Vol. Fitting	1/8" NPT
Drain & Bypass Ports	1/16" Low Vol. Fitting	1/8" NPT
Maximum Pressure, Bar	100	100
Maximum Temperature, °C (1)	150	150
<b>Materials of Construction (2)</b>		
Head, Bowl & Internals	316L SS	316L SS
Seals (3)	Viton	Viton
Membrane Code (4)	MT.19.□	MT.19.□
<b>Principal Dimensions in mm</b>		
Diameter	38	38
Height	33	33
Volume, cc	5	5
Weight, kg	0.25	0.25
<b>Accessories</b>		
Mounting Bracket	MB.SM015	MB.SM015

### Notes

- (1) Maximum temperature of 150°C is due to the PTFE membrane
- (2) Material abbreviations, 316L SS = 316L Stainless Steel
- (3) Add suffix for other seal types, PTFE = .T, Chemraz = .C, Nitrile = N, Kalrez = .K, EPDM = .E, Silicone = .S, (e.g. SM015.111.T)
- (4) Replace the □ with the membrane grade required, e.g. MT.19.M2

**Materials** 316L Stainless Steel  
**Pressure** 100 Bar  
**Ports** 1/8" or 1/4"  
**Membrane** MT.33.□

GSM105 membrane housings use a porous PTFE membrane, which is supported by a sintered porous stainless steel disc on the outlet side. Any liquid in the gas sample will flow to the drain port. This port can also be used as a bypass function for the main flow.

The housing design allows a quick change of the membrane and the threaded cap means no tools are required for access.

Standard housings have NPT ports and include Viton seals. Other seal types are available as an option. BSPT and BSPP port types are also available.

The housings are free from welds and comply with NACE MR-01-75.



## Technical Specifications

### Housing Model

### GSM105.111

### GSM105.221

Port Size 1/8" NPT  
 Drain & Bypass Port 1/8" NPT  
 Maximum Pressure, Bar 100  
 Maximum Temperature, °C (1) 150

1/4" NPT  
 1/4" NPT  
 100  
 150

### Materials of Construction (2)

Head, Bowl & Internals 316L SS  
 Seal (3) Viton  
 Membrane Code (4) MT.33.□

316L SS  
 Viton  
 MT.33.□

### Principal Dimensions in mm

Diameter 50  
 Length 51.5  
 Volume, cc 3  
 Weight, kg 0.5

50  
 51.5  
 3  
 0.5

### Accessories

Mounting Bracket MB.GSM105

MB.GSM105

### Notes


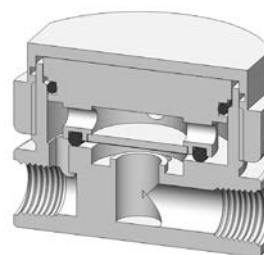
- (1) Maximum temperature of 150°C is due to the PTFE membrane
- (2) Material abbreviations, 316L SS = 316L Stainless Steel
- (3) Add suffix for other seal types, PTFE = .T, Chemraz = .C, Nitrile = N, Kalrez = .K, EPDM = .E, Silicone = .S, (e.g. GSM105.111.T)
- (4) Replace the □ with the membrane grade required, e.g. MT.33.M2

**Materials** PTFE  
**Pressure** 7 Bar  
**Ports** 1/8" or 1/4"  
**Membrane** MT.33.□

FM101 membrane housings use a porous PTFE membrane, which is supported by a sintered porous PTFE disc on the outlet side. Any liquid in the gas sample will flow to the drain port. This port can also be used as a bypass function for the main flow.

The housing design allows a quick change of the membrane as all the line connections are arranged in the body of the housing and the threaded cap means no tools are required for access.

Standard housings have NPT ports and include Viton seals. Other seal types are available as an option. BSPT and BSPP port types are also available.



## Technical Specifications

### Housing Model

### FM101.111

### FM101.221

Port Size 1/8" NPT  
 Drain & Bypass Ports 1/8" NPT  
 Maximum Pressure, Bar 7  
 Maximum Temperature, °C (1) 150

1/4" NPT  
 1/4" NPT  
 7  
 150

### Materials of Construction (2)

Head, Bowl & Internals PTFE  
 Seals (3) Viton  
 Membrane Code (4) MT.33.□

PTFE  
 Viton  
 MT.33.□

### Principal Dimensions in mm

Diameter 63  
 Height 47  
 Volume, cc 10  
 Weight, kg 0.30

63  
 47  
 10  
 0.30

### Accessories

Mounting Bracket MB.SM106

MB.SM106

### Notes

- (1) Maximum temperature of 150°C is due to the PTFE membrane
- (2) Material abbreviations, PTFE = Polytetrafluoroethylene
- (3) Add suffix for other seal types, PTFE = .T, Chemraz = .C, Nitrile = N, Kalrez = .K, EPDM = .E, Silicone = .S, (e.g. FM101.221.T)
- (4) Replace the □ with the membrane grade required, e.g. MT.33.M2


**Materials** 316L Stainless Steel  
**Pressure** 200 Bar  
**Ports** 1/8" or 1/4"  
**Membrane** MT.33.□

SM106 membrane housings use a porous PTFE membrane, which is supported by a sintered porous stainless steel disc on the outlet side. Any liquid in the gas sample will flow to the drain port. This port can also be used as a bypass function for the main flow.

The housing design allows a quick change of the membrane as all the line connections are arranged in the body of the housing and the threaded cap means no tools are required for access.

Standard housings have NPT ports and include Viton seals. Other seal types are available as an option. BSPT and BSPP port types are also available.

The housings are free from welds and comply with NACE MR-01-75.



## Technical Specifications

Housing Model	SM106.111	SM106.111.LB	SM106.221	SM106.221.LB
Port Size	1/8" NPT	1/8" NPT	1/4" NPT	1/4" NPT
Drain & Bypass Ports	1/8" NPT	1/8" NPT	1/4" NPT	1/4" NPT
Maximum Pressure, Bar	200	200	200	200
Maximum Temperature, °C (1)	150	150	150	150
<b>Materials of Construction (2)</b>				
Head, Bowl & Internals	316L SS	316L SS	316L SS	316L SS
Seals (3)	Viton	Viton	Viton	Viton
Membrane Code (4)	MT.33.□	MT.33.□	MT.33.□	MT.33.□
<b>Principal Dimensions in mm</b>				
Diameter	63	63	63	63
Height	47	47	47	47
Volume, cc	10	10	10	10
Weight, kg	0.95	0.95	0.95	0.95
<b>Accessories</b>				
Mounting Bracket	MB.SM106	MB.SM106	MB.SM106	MB.SM106

### Notes

- (1) Maximum temperature of 150°C is due to the PTFE membrane
- (2) Material abbreviations, 316L SS = 316L Stainless Steel
- (3) Add suffix for other seal types, PTFE = .T, Chemraz = .C, Nitrile = N, Kalrez = .K, EPDM = .E, Silicone = .S, (e.g. SM106.221.T)
- (4) Replace the □ with the membrane grade required, e.g. MT.33.M2


<b>Materials</b>	<b>316L Stainless Steel</b>
<b>Pressure</b>	<b>200 Bar</b>
<b>Ports</b>	<b>1/8" or 1/4"</b>
<b>Membrane</b>	<b>2x MT.33.□</b>

The STM106 membrane housings use two porous PTFE membranes, which are supported by sintered porous stainless steel discs on the outlet side. Any liquid in the gas sample will flow to the drain port. This port can also be used as a bypass function for the main flow.

The housing design allows the membranes to be changed without disconnection of the port fittings.

Standard housings have NPT ports and include Viton seals. Other seal types are available as an option. BSPT and BSPP port types are also available.

The housings are free from welds and comply with NACE MR-01-75.



## Technical Specifications

### Housing Model

### STM106.111

### STM106.211

Inlet & Bypass Port Size

1/8" NPT

1/4" NPT

Outlet Port

1/8" NPT

1/8" NPT

Maximum Pressure, Bar

200

200

Maximum Temperature, °C (1)

150

150

### Materials of Construction (2)

Head, Bowl & Internals

316L SS

316L SS

Seals (3)

Viton

Viton

Membrane Code (4)

2x MT.33.□

2x MT.33.□

### Principal Dimensions in mm

Diameter

63

63

Height

47

47

Volume, cc

10

10

Weight, kg

0.95

0.95

### Accessories

Mounting Bracket

MB.STM106

MB.STM106

### Notes

(1) Maximum temperature of 150°C is due to the PTFE membrane

(2) Material abbreviations, 316L SS = 316L Stainless Steel

(3) Add suffix for other seal types, PTFE = .T, Chemraz = .C, Nitrile = N, Kalrez = .K, EPDM = .E, Silicone = .S, (e.g. STM106.111.T)

(4) Replace the □ with the membrane grade required, e.g. MT.33.M2

# STCM106

## Cyclone Membrane Housing


<b>Materials</b>	<b>316L Stainless Steel</b>
<b>Pressure</b>	<b>200 Bar</b>
<b>Ports</b>	<b>1/8" or 1/4"</b>
<b>Membrane</b>	<b>2x MT.47.□</b>

The STCM106 membrane housings use two porous PTFE membranes, which are supported by sintered porous stainless steel discs on the outlet side. Any liquid in the gas sample will flow to the drain port. This port can also be used as a bypass function for the main flow.

The housing design allows the membranes to be changed without disconnection of the port fittings.

Standard housings have NPT ports and include Viton seals. Other seal types are available as an option. BSPT and BSPP port types are also available.

The housings are free from welds and comply with NACE MR-01-75.



## Technical Specifications

Housing Model	STCM106.111	STCM106.211
Inlet & Bypass Port Size	1/8" NPT	1/4" NPT
Outlet Port	1/8" NPT	1/8" NPT
Maximum Pressure, Bar	200	200
Maximum Temperature, °C (1)	150	150
<b>Materials of Construction (2)</b>		
Head, Bowl & Internals	316L SS	316L SS
Seals (3)	Viton	Viton
Membrane Code (4)	2x MT.47.□	2x MT.47.□
<b>Principal Dimensions in mm</b>		
Diameter	63	63
Height	47	47
Volume, cc	10	10
Weight, kg	0.95	0.95
<b>Accessories</b>		
Mounting Bracket	MB.STCM106	MB.STCM106

### Notes

- (1) Maximum temperature of 150°C is due to the PTFE membrane
- (2) Material abbreviations, 316L SS = 316L Stainless Steel
- (3) Add suffix for other seal types, PTFE = .T, Chemraz = .C, Nitrile = N, Kalrez = .K, EPDM = .E, Silicone = .S, (e.g. STCM106.111.T)
- (4) Replace the □ with the membrane grade required, e.g. MT.47.M2

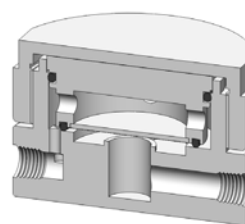


**Materials** PTFE  
**Pressure** 7 Bar  
**Ports** 1/4" or 1/2"  
**Membrane** MT.61.□

FM201 membrane housings use a porous PTFE membrane, which is supported by a sintered porous PTFE disc on the outlet side. Any liquid in the gas sample will flow to the drain port. This port can also be used as a bypass function for the main flow.

The housing design allows a quick change of the membrane as all the line connections are arranged in the body of the housing and the threaded cap means no tools are required for access.

Standard housings have NPT ports and include Viton seals. Other seal types are available as an option. BSPT and BSPP port types are also available.



## Technical Specifications

### Housing Model

### FM201.221

### FM201.441

Port Size 1/4" NPT  
 Drain & Bypass Ports 1/4" NPT  
 Maximum Pressure, Bar 7  
 Maximum Temperature, °C (1) 150

1/2" NPT  
 1/2" NPT  
 7  
 150

### Materials of Construction (2)

Head, Bowl & Internals PTFE  
 Seals (3) Viton  
 Membrane Code (4) MT.61.□

PTFE  
 Viton  
 MT.61.□

### Principal Dimensions in mm

Diameter 100  
 Height 65.5  
 Volume, cc 25  
 Weight, kg 1.10

100  
 65.5  
 25  
 1.10

### Accessories

Mounting Bracket MB.SM206

MB.SM206

### Notes

- (1) Maximum temperature of 150°C is due to the PTFE membrane
- (2) Material abbreviations, PTFE = Polytetrafluoroethylene
- (3) Add suffix for other seal types, PTFE = .T, Chemraz = .C, Nitrile = N, Kalrez = .K, EPDM = .E, Silicone = .S, (e.g. FM201.221.T)
- (4) Replace the □ with the membrane grade required, e.g. MT.61.M2

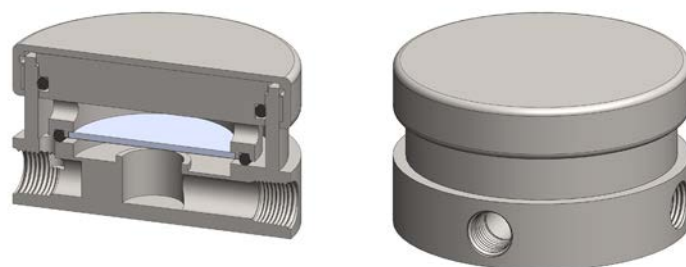
**Materials** 316L Stainless Steel  
**Pressure** 10 Bar  
**Ports** 1/4" or 1/2"  
**Membrane** MT.61.□

SM202 membrane housings use a porous PTFE membrane, which is supported by a sintered porous stainless steel disc on the outlet side. Any liquid in the gas sample will flow to the drain port. This port can also be used as a bypass function for the main flow.

The housing design allows a quick change of the membrane as all the line connections are arranged in the body of the housing and the threaded cap means no tools are required for access.

Standard housings have NPT ports and include Viton seals. Other seal types are available as an option. BSPT and BSPP port types are also available.

The housings are free from welds and comply with NACE MR-01-75.



## Technical Specifications

Housing Model	SM202.221	SM202.441
Port Size	1/4" NPT	1/2" NPT
Drain & Bypass Ports	1/4" NPT	1/2" NPT
Maximum Pressure, Bar	10	10
Maximum Temperature, °C (1)	150	150
<b>Materials of Construction (2)</b>		
Head, Bowl & Internals	316L SS	316L SS
Seals (3)	Viton	Viton
Membrane Code (4)	MT.61.□	MT.61.□
<b>Principal Dimensions in mm</b>		
Diameter	100	100
Height	48.5	58.5
Volume, cc	25	30
Weight, kg	1.15	1.55
<b>Accessories</b>		
Mounting Bracket	MB.SM206	MB.SM206

### Notes

- (1) Maximum temperature of 150°C is due to the PTFE membrane
- (2) Material abbreviations, PTFE = Polytetrafluoroethylene
- (3) Add suffix for other seal types, PTFE = .T, Chemraz = .C, Nitrile = N, Kalrez = .K, EPDM = .E, Silicone = .S, (e.g. SM202.221.T)
- (4) Replace the □ with the membrane grade required, e.g. MT.61.M2


**Materials** 316L Stainless Steel  
**Pressure** 200 Bar  
**Ports** 1/4" or 1/2"  
**Membrane** MT.61.□

SM206 membrane housings use a porous PTFE membrane, which is supported by a sintered porous stainless steel disc on the outlet side. Any liquid in the gas sample will flow to the drain port. This port can also be used as a bypass function for the main flow.

The housing design allows a quick change of the membrane as all the line connections are arranged in the body of the housing and the threaded cap means no tools are required for access.

Standard housings have NPT ports and include Viton seals. Other seal types are available as an option. BSPT and BSPP port types are also available.

The housings are free from welds and comply with NACE MR-01-75.



## Technical Specifications

Housing Model	SM206.221	SM206.221.LB	SM206.441	SM206.441.LB
Port Size	1/4" NPT	1/4" NPT	1/2" NPT	1/2" NPT
Drain & Bypass Ports	1/4" NPT	1/4" NPT	1/2" NPT	1/2" NPT
Maximum Pressure, Bar	200	200	200	200
Maximum Temperature, °C (1)	150	150	150	150
<b>Materials of Construction (2)</b>				
Head, Bowl & Internals	316L SS	316L SS	316L SS	316L SS
Seals (3)	Viton	Viton	Viton	Viton
Membrane Code (4)	MT.61.□	MT.61.□	MT.61.□	MT.61.□
<b>Principal Dimensions in mm</b>				
Diameter	100	100	100	100
Height	65.5	65.5	65.5	65.5
Volume, cc	25	25	25	25
Weight, kg	3.35	3.35	3.35	3.35
<b>Accessories</b>				
Mounting Bracket	MB.SM206	MB.SM206	MB.SM206	MB.SM206

### Notes

- (1) Maximum temperature of 150°C is due to the PTFE membrane
- (2) Material abbreviations, 316L SS = 316L Stainless Steel
- (3) Add suffix for other seal types, PTFE = .T, Chemraz = .C, Nitrile = N, Kalrez = .K, EPDM = .E, Silicone = .S, (e.g. SM206.221.T)
- (4) Replace the □ with the membrane grade required, e.g. MT.61.M2

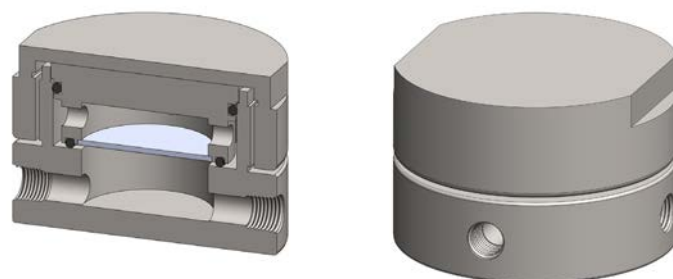
**Materials** 316L Stainless Steel  
**Pressure** 200 Bar  
**Ports** 1/4" or 1/2"  
**Membrane** MT.61.□

SMD206 membrane housings use a porous PTFE membrane, which is supported by a sintered porous stainless steel disc on the outlet side. The inlet and drain ports are connect in a straight line for use in fast loop style applications.

The housing design allows a quick change of the membrane as all the line connections are arranged in the body of the housing and the threaded cap means no tools are required for access.

Standard housings have NPT ports and include Viton seals. Other seal types are available as an option. BSPT and BSPP port types are also available.

The housings are free from welds and comply with NACE MR-01-75.



## Technical Specifications

### Housing Model

### SMD206.221

### SMD206.441

Port Size 1/4" NPT  
 Drain & Bypass Ports 1/4" NPT  
 Maximum Pressure, Bar 200  
 Maximum Temperature, °C (1) 150

1/2" NPT  
 1/2" NPT  
 200  
 150

### Materials of Construction (2)

Head, Bowl & Internals 316L SS  
 Seals (3) Viton  
 Membrane Code (4) MT.61.□

316L SS  
 Viton  
 MT.61.□

### Principal Dimensions in mm

Diameter 100  
 Height 65.5  
 Volume, cc 25  
 Weight, kg 3.35

100  
 65.5  
 25  
 3.35

### Accessories

Mounting Bracket MB.SM206

MB.SM206

### Notes

- (1) Maximum temperature of 150°C is due to the PTFE membrane
- (2) Material abbreviations, 316L SS = 316L Stainless Steel
- (3) Add suffix for other seal types, PTFE = .T, Chemraz = .C, Nitrile = N, Kalrez = .K, EPDM = .E, Silicone = .S, (e.g. SMD206.221.T)
- (4) Replace the □ with the membrane grade required, e.g. MT.61.M2

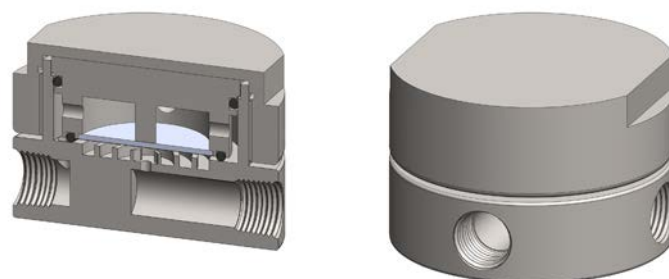
**Materials** 316L Stainless Steel  
**Pressure** 200 Bar  
**Ports** 1/4" or 1/2"  
**Membrane** MT.61.□

SML206 membrane housings use a porous PTFE membrane, which is supported by a sintered porous stainless steel disc on the outlet side. The housing is designed to separate two fluid phases and a special flow path increases the contact time against the membrane face to increase the flow rate.

The housing design allows a quick change of the membrane as all the line connections are arranged in the body of the housing and the threaded cap means no tools are required for access.

Standard housings have NPT ports and include Viton seals. Other seal types are available as an option. BSPT and BSPP port types are also available.

The housings are free from welds and comply with NACE MR-01-75.



## Technical Specifications

Housing Model	SML206.221	SML206.441
Port Size	1/4" NPT	1/2" NPT
Drain & Bypass Ports	1/4" NPT	1/2" NPT
Maximum Pressure, Bar	200	200
Maximum Temperature, °C (1)	150	150
<b>Materials of Construction (2)</b>		
Head, Bowl & Internals	316L SS	316L SS
Seals (3)	Viton	Viton
Membrane Code (4)	MT.61.□	MT.61.□
<b>Principal Dimensions in mm</b>		
Diameter	100	100
Height	65.5	65.5
Volume, cc	25	25
Weight, kg	3.35	3.35
<b>Accessories</b>		
Mounting Bracket	MB.SM206	MB.SM206

### Notes

- (1) Maximum temperature of 150°C is due to the PTFE membrane
- (2) Material abbreviations, 316L SS = 316L Stainless Steel
- (3) Add suffix for other seal types, PTFE = .T, Chemraz = .C, Nitrile = N, Kalrez = .K, EPDM = .E, Silicone = .S, (e.g. SML206.221.T)
- (4) Replace the □ with the membrane grade required, e.g. MT.61.M8


**Materials** 316L Stainless Steel  
**Pressure** 35 Bar  
**Ports** 1/4" or 1/2"  
**Membrane** MT.89.□

SM304 membrane housings use a porous PTFE membrane, which is supported by a sintered porous stainless steel disc on the outlet side. Any liquid in the gas sample will flow to the drain port. This port can also be used as a bypass function for the main flow.

The housing design allows a quick change of the membrane as all the line connections are arranged in the body of the housing and the threaded cap means no tools are required for access.

Standard housings have NPT ports and include Viton seals. Other seal types are available as an option. BSPT and BSPP port types are also available.

The housings are free from welds and comply with NACE MR-01-75.



## Technical Specifications

Housing Model	SM304.221	SM304.441
Port Size	1/4" NPT	1/2" NPT
Drain & Bypass Ports	1/4" NPT	1/2" NPT
Maximum Pressure, Bar	35	35
Maximum Temperature, °C (1)	150	150
<b>Materials of Construction (2)</b>		
Head, Bowl & Internals	316L SS	316L SS
Seals (3)	Viton	Viton
Membrane Code (4)	MT.89.□	MT.89.□
<b>Principal Dimensions in mm</b>		
Diameter	100	100
Height	65.5	65.5
Volume, cc	25	25
Weight, kg	3.35	3.35
<b>Accessories</b>		
Mounting Bracket	MB.SM304	MB.SM304

### Notes

- (1) Maximum temperature of 150°C is due to the PTFE membrane
- (2) Material abbreviations, 316L SS = 316L Stainless Steel
- (3) Add suffix for other seal types, PTFE = .T, Chemraz = .C, Nitrile = N, Kalrez = .K, EPDM = .E, Silicone = .S, (e.g. SM304.221.T)
- (4) Replace the □ with the membrane grade required, e.g. MT.89.M2


**Materials** 316L Stainless Steel  
**Pressure** 35 Bar  
**Ports** 1/4" or 1/2"  
**Membrane** 2x MT.101.□

STM304 membrane housings use two porous PTFE membranes, which are supported by sintered porous stainless steel discs on the outlet side. Any liquid in the gas sample will flow to the drain port. This port can also be used as a bypass function for the main flow.

The housing design allows the membranes to be changed without disconnection of the port fittings.

Standard housings have NPT ports and include Viton seals. Other seal types are available as an option. BSPT and BSPP port types are also available.

The housings are free from welds and comply with NACE MR-01-75.



## Technical Specifications

### Housing Model

### STM304.221

### STM304.441

Port Size 1/4" NPT  
 Drain & Bypass Ports 1/4" NPT  
 Maximum Pressure, Bar 35  
 Maximum Temperature, °C (1) 150

1/2" NPT  
 1/2" NPT  
 35  
 150

### Materials of Construction (2)

Head, Bowl & Internals 316L SS  
 Seals (3) Viton  
 Membrane Code (4) 2x MT.101.□

316L SS  
 Viton  
 2x MT.101.□

### Principal Dimensions in mm

Diameter 150  
 Height 74  
 Volume, cc 50  
 Weight, kg 7.50

150  
 89  
 50  
 7.50

### Accessories

Mounting Bracket MB.SM304

MB.SM304

### Notes

- (1) Maximum temperature of 150°C is due to the PTFE membrane
- (2) Material abbreviations, 316L SS = 316L Stainless Steel
- (3) Add suffix for other seal types, PTFE = .T, Chemraz = .C, Nitrile = N, Kalrez = .K, EPDM = .E, Silicone = .S, (e.g. STM304.221.T)
- (4) Replace the □ with the membrane grade required, e.g. MT.101.M2




**Materials** 316L Stainless Steel  
**Pressure** 35 Bar  
**Ports** 1/4" or 1/2"  
**Membrane** MT.89.□

SML304 membrane housings use a porous PTFE membrane, which is supported by a sintered porous stainless steel disc on the outlet side. The housing is designed to separate two fluid phases and a special flow path increases the contact time against the membrane face to increase the flow rate.

The housing design allows a quick change of the membrane as all the line connections are arranged in the body of the housing and the threaded cap means no tools are required for access.

Standard housings have NPT ports and include Viton seals. Other seal types are available as an option. BSPT and BSPP port types are also available.

The housings are free from welds and comply with NACE MR-01-75.



## Technical Specifications

Housing Model	SML304.221	SML304.441
Port Size	1/4" NPT	1/2" NPT
Drain & Bypass Ports	1/4" NPT	1/2" NPT
Maximum Pressure, Bar	35	35
Maximum Temperature, °C (1)	150	150
<b>Materials of Construction (2)</b>		
Head, Bowl & Internals	316L SS	316L SS
Seals (3)	Viton	Viton
Membrane Code (4)	MT.89.□	MT.89.□
<b>Principal Dimensions in mm</b>		
Diameter	120	120
Height	46.5	65.5
Volume, cc	35	35
Weight, kg	2.35	3.15
<b>Accessories</b>		
Mounting Bracket	MB.SM304	MB.SM304

### Notes

- (1) Maximum temperature of 150°C is due to the PTFE membrane
- (2) Material abbreviations, 316L SS = 316L Stainless Steel
- (3) Add suffix for other seal types, PTFE = .T, Chemraz = .C, Nitrile = N, Kalrez = .K, EPDM = .E, Silicone = .S, (e.g. SML304.221.T)
- (4) Replace the □ with the membrane grade required, e.g. MT.89.M8


**Materials** 316L Stainless Steel  
**Pressure** 35 Bar  
**Ports** 1/4" or 1/2"  
**Membrane** 2x MT.101.□

STML304 membrane housings uses two porous PTFE membranes, which are supported by sintered porous stainless steel discs on the outlet side. The housing is designed to separate two liquid phases and a special flow path increases the contact time against the membrane face to increase the flow rate.

The housing design allows the membranes to be changed without disconnection of the port fittings.

Standard housings have NPT ports and include Viton seals. Other seal types are available as an option. BSPT and BSPP port types are also available.

The housings are free from welds and comply with NACE MR-01-75.



## Technical Specifications

### Housing Model

### STML304.221

### STML304.441

Port Size	1/4" NPT
Drain & Bypass Ports	1/4" NPT
Maximum Pressure, Bar	35
Maximum Temperature, °C (1)	150
<b>Materials of Construction (2)</b>	
Head, Bowl & Internals	316L SS
Seals (3)	Viton
Membrane Code (4)	2x MT.101.□

1/2" NPT
1/2" NPT
35
150

### Principal Dimensions in mm

Diameter	150
Height	83.5
Volume, cc	45
Weight, kg	9.1

150
83.5
45
9.1

### Accessories

Mounting Bracket	MB.SM304
------------------	----------

MB.SM304

### Notes

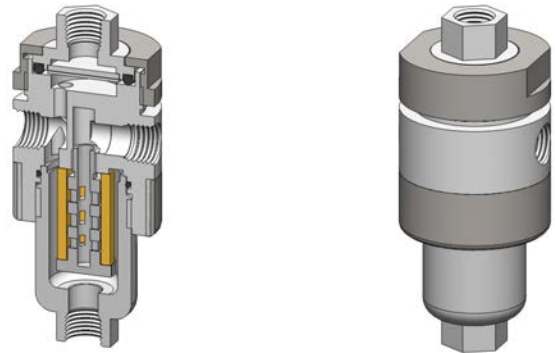
- (1) Maximum temperature of 150°C is due to the PTFE membrane
- (2) Material abbreviations, 316L SS = 316L Stainless Steel
- (3) Add suffix for other seal types, PTFE = .T, Chemraz = .C, Nitrile = N, Kalrez = .K, EPDM = .E, Silicone = .S, (e.g. SML304.221.T)
- (4) Replace the □ with the membrane grade required, e.g. MT.101.M8

<b>Materials</b>	<b>PTFE</b>
<b>Pressure</b>	<b>7 Bar</b>
<b>Ports</b>	<b>1/8" or 1/4"</b>
<b>Element</b>	<b>12.32.□</b>
<b>Membrane</b>	<b>MT.33.□</b>

FM111 combination housings have a coalescing filter element and a PTFE membrane in a single unit.

The porous PTFE membrane is supported by a sintered porous PTFE disc on the outlet side. The wet sample gas enters the inlet port and then through the coalescing element to remove the bulk of the liquid and solid particles and then to the membrane. Any liquid in the gas sample will flow to the drain port. This port can also be used as a bypass function for the main flow.

Standard housings have NPT ports and include Viton seals. Other seal types are available as an option. BSPT and BSPP port types are also available.



## Technical Specifications

Housing Model	FM111.111	FM111.221
Port Size	1/8" NPT	1/4" NPT
Drain & Bypass Ports	1/8" NPT	1/4" NPT
Maximum Pressure, Bar	7	7
Maximum Temperature, °C (1)	150	150
<b>Materials of Construction (2)</b>		
Head, Bowl & Internals	PTFE	PTFE
Seals (3)	Viton	Viton
Filter Element Code (4)	12.32.□	12.32.□
Membrane Code (5)	MT.33.□	MT.33.□
<b>Principal Dimensions in mm</b>		
Diameter	50	50
Height	110	110
Volume, cc	35	35
Weight, kg	0.9	0.9
<b>Accessories</b>		
Mounting Bracket	MB.SM115	MB.SM115

### Notes

- (1) Maximum temperature 150°C using standard seal
- (2) Material abbreviations, PTFE = Polytetrafluoroethylene
- (3) Add suffix for other seal types, PTFE = .T, Chemraz = .C, Nitrile = N, Kalrez = .K, EPDM = .E, Silicone = .S, (e.g. FM111.221.T)
- (4) Replace the □ with the element grade required, e.g. 12.32.5CK
- (5) Replace the □ with the membrane grade required, e.g. MT.33.M2


<b>Materials</b>	<b>316L Stainless Steel</b>
<b>Pressure</b>	<b>150 Bar</b>
<b>Ports</b>	<b>1/8" or 1/4"</b>
<b>Element</b>	<b>12.32.□</b>
<b>Membrane</b>	<b>MT.33.□</b>

SM115 combination housings have a coalescing filter element and a PTFE membrane in a single unit.

The porous PTFE membrane is supported by a sintered porous stainless steel disc on the outlet side. The wet sample gas enters the inlet port and then through the coalescing element to remove the bulk of the liquid and solid particles and then to the membrane. Any liquid in the gas sample will flow to the drain port. This port can also be used as a bypass function for the main flow.

Standard housings have NPT ports and include Viton seals. Other seal types are available as an option. BSPT and BSPP port types are also available.

The housings are free from welds and comply with NACE MR-01-75.



## Technical Specifications

Housing Model	SM115.111	SM115.221
Port Size	1/8" NPT	1/4" NPT
Drain & Bypass Ports	1/8" NPT	1/4" NPT
Maximum Pressure, Bar	150	150
Maximum Temperature, °C (1)	150	150
<b>Materials of Construction (2)</b>		
Head, Bowl & Internals	316L SS	316L SS
Seals (3)	Viton	Viton
Filter Element Code (4)	12.32.□	12.32.□
Membrane Code (5)	MT.33.□	MT.33.□
<b>Principal Dimensions in mm</b>		
Diameter	50	50
Height	110	110
Volume, cc	35	35
Weight, kg	0.9	0.9
<b>Accessories</b>		
Mounting Bracket	MB.SM115	MB.SM115

### Notes

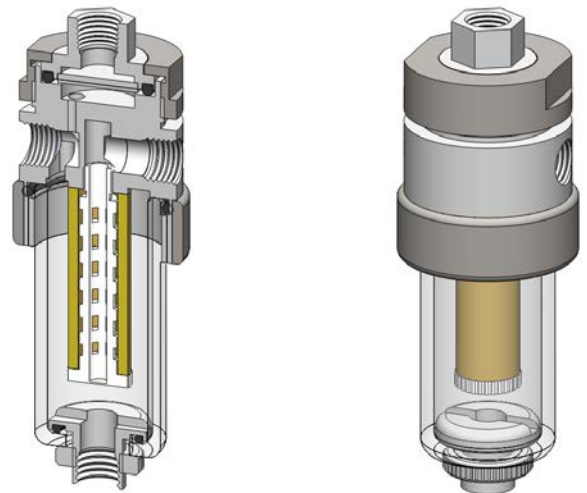
- (1) Maximum temperature 150°C using standard seal
- (2) Material abbreviations, 316L SS = 316L Stainless Steel
- (3) Add suffix for other seal types, PTFE = .T, Chemraz = .C, Nitrile = N, Kalrez = .K, EPDM = .E, Silicone = .S, (e.g. SM115.221.T)
- (4) Replace the □ with the element grade required, e.g. 12.32.5CK
- (5) Replace the □ with the membrane grade required, e.g. MT.33.M2

<b>Materials</b>	<b>PTFE &amp; Pyrex Glass</b>
<b>Pressure</b>	<b>7 Bar</b>
<b>Ports</b>	<b>1/8" or 1/4"</b>
<b>Element</b>	<b>12.57.□</b>
<b>Membrane</b>	<b>MT.33.□</b>

FGM121 combination housings have a coalescing filter element and a PTFE membrane in a single unit.

The porous PTFE membrane is supported by a sintered porous PTFE disc on the outlet side. The wet sample gas enters the inlet port and then through the coalescing element to remove the bulk of the liquid and solid particles and then to the membrane. Any liquid in the gas sample will flow to the drain port. This port can also be used as a bypass function for the main flow.

Standard housings have NPT ports and include Viton seals. Other seal types are available as an option. BSPT and BSPP port types are also available.



## Technical Specifications

Housing Model	FGM121.111	FGM121.221
Port Size	1/8" NPT	1/4" NPT
Drain & Bypass Ports	1/8" NPT	1/4" NPT
Maximum Pressure, Bar	7	7
Maximum Temperature, °C (1)	100	100
<b>Materials of Construction (2)</b>		
Head & Internals	PTFE	PTFE
Bowl	Pyrex	Pyrex
Seals (3)	Viton	Viton
Filter Element Code (4)	12.57.□	12.57.□
Membrane Code (5)	MT.33.□	MT.33.□
<b>Principal Dimensions in mm</b>		
Diameter	50	50
Height	145	145
Volume, cc	45	45
Weight, kg	0.6	0.6
<b>Accessories</b>		
Mounting Bracket	MB.SM115	MB.SM115

### Notes

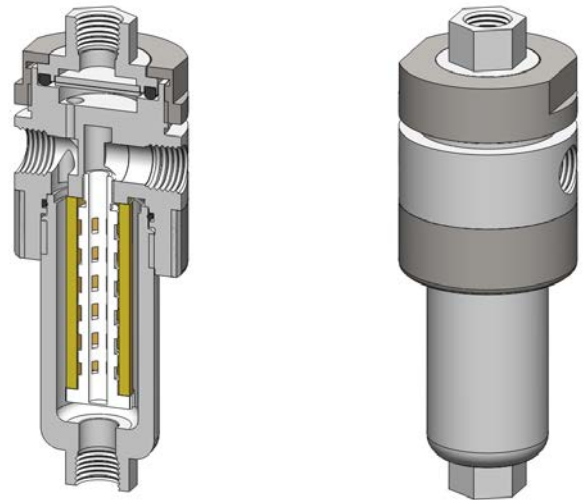
- (1) Maximum temperature of 100°C is due to the Pyrex bowl
- (2) Material abbreviations, PTFE = Polytetrafluoroethylene
- (3) Add suffix for other seal types, PTFE = .T, Chemraz = .C, Nitrile = N, Kalrez = .K, EPDM = .E, Silicone = .S, (e.g. FGM121.221.T)
- (4) Replace the □ with the element grade required, e.g. 12.57.5CK
- (5) Replace the □ with the membrane grade required, e.g. MT.33.M2

<b>Materials</b>	<b>PTFE</b>
<b>Pressure</b>	<b>7 Bar</b>
<b>Ports</b>	<b>1/8" or 1/4"</b>
<b>Element</b>	<b>12.57.□</b>
<b>Membrane</b>	<b>MT.33.□</b>

FM121 combination housings have a coalescing filter element and a PTFE membrane in a single unit.

The porous PTFE membrane is supported by a sintered porous PTFE disc on the outlet side. The wet sample gas enters the inlet port and then through the coalescing element to remove the bulk of the liquid and solid particles and then to the membrane. Any liquid in the gas sample will flow to the drain port. This port can also be used as a bypass function for the main flow.

Standard housings have NPT ports and include Viton seals. Other seal types are available as an option. BSPT and BSPP port types are also available.



## Technical Specifications

Housing Model	FM121.111	FM121.221
Port Size	1/8" NPT	1/4" NPT
Drain & Bypass Ports	1/8" NPT	1/4" NPT
Maximum Pressure, Bar	7	7
Maximum Temperature, °C (1)	150	150
<b>Materials of Construction (2)</b>		
Head, Bowl & Internals	PTFE	PTFE
Seals (3)	Viton	Viton
Filter Element Code (4)	12.57.□	12.57.□
Membrane Code (5)	MT.33.□	MT.33.□
<b>Principal Dimensions in mm</b>		
Diameter	50	50
Height	135	135
Volume, cc	45	45
Weight, kg	0.55	0.55
<b>Accessories</b>		
Mounting Bracket	MB.SM115	MB.SM115

### Notes

- (1) Maximum temperature of 150°C is due to the PTFE membrane
- (2) Material abbreviations, PTFE = Polytetrafluoroethylene
- (3) Add suffix for other seal types, PTFE = .T, Chemraz = .C, Nitrile = N, Kalrez = .K, EPDM = .E, Silicone = .S, (e.g. FM121.221.T)
- (4) Replace the □ with the element grade required, e.g. 12.57.SCK
- (5) Replace the □ with the membrane grade required, e.g. MT.33.M2


<b>Materials</b>	<b>316L Stainless Steel</b>
<b>Pressure</b>	<b>150 Bar</b>
<b>Ports</b>	<b>1/8" or 1/4"</b>
<b>Element</b>	<b>12.57.□</b>
<b>Membrane</b>	<b>MT.33.□</b>

SM125 combination housings have a coalescing filter element and a PTFE membrane in a single unit.

The porous PTFE membrane is supported by a sintered porous stainless steel disc on the outlet side. The wet sample gas enters the inlet port and then through the coalescing element to remove the bulk of the liquid and solid particles and then to the membrane. Any liquid in the gas sample will flow to the drain port. This port can also be used as a bypass function for the main flow.

Standard housings have NPT ports and include Viton seals. Other seal types are available as an option. BSPT and BSPP port types are also available.

The housings are free from welds and comply with NACE MR-01-75.



## Technical Specifications

Housing Model	SM125.111	SM125.221
Port Size	1/8" NPT	1/4" NPT
Drain & Bypass Ports	1/8" NPT	1/4" NPT
Maximum Pressure, Bar	150	150
Maximum Temperature, °C (1)	150	150
<b>Materials of Construction (2)</b>		
Head, Bowl & Internals	316L SS	316L SS
Seals (3)	Viton	Viton
Filter Element Code (4)	12.57.□	12.57.□
Membrane Code (5)	MT.33.□	MT.33.□
<b>Principal Dimensions in mm</b>		
Diameter	50	50
Height	135	135
Volume, cc	45	45
Weight, kg	1.0	1.0
<b>Accessories</b>		
Mounting Bracket	MB.SM115	MB.SM115

### Notes

- (1) Maximum temperature of 150°C is due to the PTFE membrane
- (2) Material abbreviations, 316L SS = 316L Stainless Steel
- (3) Add suffix for other seal types, PTFE = .T, Chemraz = .C, Nitrile = N, Kalrez = .K, EPDM = .E, Silicone = .S, (e.g. SM125.221.T)
- (4) Replace the □ with the element grade required, e.g. 12.57.SCK
- (5) Replace the □ with the membrane grade required, e.g. MT.33.M2



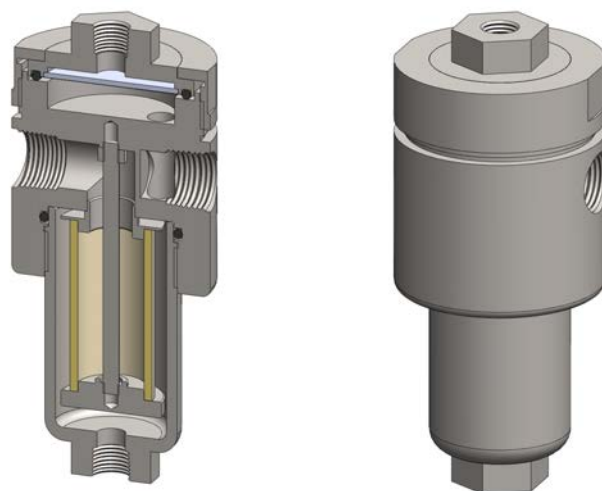
<b>Materials</b>	<b>316L Stainless Steel</b>
<b>Pressure</b>	<b>100 Bar</b>
<b>Ports</b>	<b>1/4" or 1/2"</b>
<b>Element</b>	<b>25.64.□</b>
<b>Membrane</b>	<b>MT.61.□</b>

SM215 combination housings have a coalescing filter element and a PTFE membrane in a single unit.

The porous PTFE membrane is supported by a sintered porous stainless steel disc on the outlet side. The wet sample gas enters the inlet port and then through the coalescing element to remove the bulk of the liquid and solid particles and then to the membrane. Any liquid in the gas sample will flow to the drain port. This port can also be used as a bypass function for the main flow.

Standard housings have NPT ports and include Viton seals. Other seal types are available as an option. BSPT and BSPP port types are also available.

The housings are free from welds and comply with NACE MR-01-75.



## Technical Specifications

Housing Model	SM215.221	SM215.421
Port Size	1/4" NPT	1/2" NPT
Drain & Bypass Ports	1/4" NPT	1/4" NPT
Maximum Pressure, Bar	100	100
Maximum Temperature, °C (1)	150	150
<b>Materials of Construction (2)</b>		
Head, Bowl & Internals	316L SS	316L SS
Seals (3)	Viton	Viton
Filter Element Code (4)	25.64.□	25.64.□
Membrane Code (5)	MT.61.□	MT.61.□
<b>Principal Dimensions in mm</b>		
Diameter	75	75
Height	169	169
Volume, cc	135	135
Weight, kg	2.8	2.8
<b>Accessories</b>		
Mounting Bracket	MB.SM215	MB.SM215

### Notes

- (1) Maximum temperature of 150°C is due to the PTFE membrane
- (2) Material abbreviations, 316L SS = 316L Stainless Steel
- (3) Add suffix for other seal types, PTFE = .T, Chemraz = .C, Nitrile = N, Kalrez = .K, EPDM = .E, Silicone = .S, (e.g. SM215.221.T)
- (4) Replace the □ with the element grade required, e.g. 25.64.5CK
- (5) Replace the □ with the membrane grade required, e.g. MT.61.M2


<b>Materials</b>	<b>316L Stainless Steel</b>
<b>Pressure</b>	<b>100 Bar</b>
<b>Ports</b>	<b>1/4" or 1/2"</b>
<b>Element</b>	<b>25.178.□</b>
<b>Membrane</b>	<b>MT.61.□</b>

SM235 combination housings have a coalescing filter element and a PTFE membrane in a single unit.

The porous PTFE membrane is supported by a sintered porous stainless steel disc on the outlet side. The wet sample gas enters the inlet port and then through the coalescing element to remove the bulk of the liquid and solid particles and then to the membrane. Any liquid in the gas sample will flow to the drain port. This port can also be used as a bypass function for the main flow.

Standard housings have NPT ports and include Viton seals. Other seal types are available as an option. BSPT and BSPP port types are also available.

The housings are free from welds and comply with NACE MR-01-75.



## Technical Specifications

Housing Model	SM235.221	SM235.421
Port Size	1/4" NPT	1/2" NPT
Drain & Bypass Ports	1/4" NPT	1/4" NPT
Maximum Pressure, Bar	100	100
Maximum Temperature, °C (1)	150	150
<b>Materials of Construction (2)</b>		
Head, Bowl & Internals	316L SS	316L SS
Seals (3)	Viton	Viton
Filter Element Code (4)	25.178.□	25.178.□
Membrane Code (5)	MT.61.□	MT.61.□
<b>Principal Dimensions in mm</b>		
Diameter	75	75
Height	282	282
Volume, cc	285	285
Weight, kg	3.35	3.35
<b>Accessories</b>		
Mounting Bracket	MB.SM215	MB.SM215

### Notes

- (1) Maximum temperature of 150°C is due to the PTFE membrane
- (2) Material abbreviations, 316L SS = 316L Stainless Steel
- (3) Add suffix for other seal types, PTFE = .T, Chemraz = .C, Nitrile = N, Kalrez = .K, EPDM = .E, Silicone = .S, (e.g. SM235.221.T)
- (4) Replace the □ with the element grade required, e.g. 25.178.5CK
- (5) Replace the □ with the membrane grade required, e.g. MT.61.M2


<b>Materials</b>	<b>316L Stainless Steel</b>
<b>Pressure</b>	<b>200 Bar</b>
<b>Ports</b>	<b>1/8" or 1/4"</b>
<b>Filter Disc</b>	<b>2x FD.33.□</b>

The STW106 series uses two stainless steel filter discs in one housing. A 'cyclone' effect is created as the sample enters the housing and proportion of it passes through the filters to the sample outlet port and the rest of the sample passes to the bypass port.

The housing design allows the filter discs to be changed without disconnection of the port fittings.

Standard housings have NPT ports and include Viton seals. Other seal types are available as an option. BSPT and BSPP port types are also available.

The housings are free from welds and comply with NACE MR-01-75.



## Technical Specifications

### Housing Model

### STW106.111

### STW106.211

Inlet & Bypass Port Size

1/8" NPT

1/4" NPT

Outlet Port

1/8" NPT

1/8" NPT

Maximum Pressure, Bar (1)

200

200

Maximum Temperature, °C (2)

200

200

### Materials of Construction (3)

Head, Bowl & Internals

316L SS

316L SS

Seals (4)

Viton

Viton

Filter Disc Code (5)

2x FD.33.□

2x FD.33.□

### Principal Dimensions in mm

Diameter

63

63

Height

47

47

Volume, cc

20

20

Weight, kg

0.95

0.95

### Accessories

Mounting Bracket

MB.STW106

MB.STW106

### Notes

(1) Above 200°C the pressure rating is reduced, consult us the exact rating at any specific temperature

(2) Maximum temperature 200°C using standard seal

(3) Material abbreviations, 316L SS = 316L Stainless Steel

(4) Add suffix for other seal types, Chemraz = .C, Nitrile = N, Kalrez = .K, EPDM = .E, Silicone = .S, (e.g. STW106.221.E)

(5) Replace the □ with the filter disc grade required, e.g. FD.33.S20V

# SW205

## Cyclone Disc Filter Housing

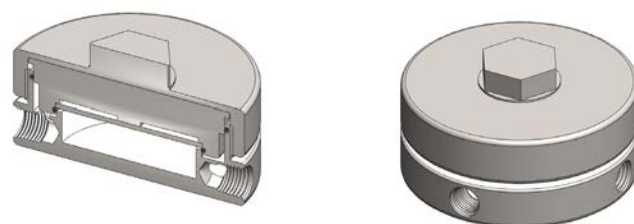
<b>Materials</b>	<b>316L Stainless Steel</b>
<b>Pressure</b>	<b>100 Bar</b>
<b>Ports</b>	<b>1/4 or 1/2"</b>
<b>Filter Disc</b>	<b>FD.64.□</b>

SW205 housings are designed to remove particulates from liquid samples. The inlet port is angled to create a 'cyclone' effect against a flat stainless steel filter disc. The sample flow passes through the filter to the outlet and the rest of the flow passes to the bypass port.

The housing design allows a quick change of the filter disc as all the line connections are arranged in the body of the housing and the threaded cap means no tools are required for access.

Standard housings have NPT ports and include Viton seals. Other seals types are available as an option. BSPT and BSPP port types are also available.

The housings are free from welds and comply with NACE MR-01-75.



## Technical Specifications

Housing Model	SW205.221	SW205.441
Port Size	1/4" NPT	1/2" NPT
Drain & Bypass Port	1/4" NPT	1/2" NPT
Maximum Pressure, Bar (1)	100	100
Maximum Temperature, °C (2)	200	200
<b>Materials of Construction (3)</b>		
Head, Bowl & Internals	316L SS	316L SS
Seals (4)	Viton	Viton
Filter Disc Code (5)	FD.64.□	FD.64.□
<b>Principal Dimensions in mm</b>		
Diameter	100	100
Height	53.5	53.5
Volume, cc	35	35
Weight, kg	2.3	2.3
<b>Accessories</b>		
Mounting Bracket	MB.SM206	MB.SM206

### Notes

- (1) Above 200°C the pressure rating is reduced, consult us the exact rating at any specific temperature
- (2) Maximum temperature 200°C using standard seal
- (3) Material abbreviations, 316L SS = 316L Stainless Steel
- (4) Add suffix for other seal types, PTFE = .T, Chemraz = .C, Nitrile = N, Kalrez = .K, EPDM = .E, Silicone = .S, (e.g. SW205.221.T)
- (5) Replace the □ with the filter disc grade required, e.g. FD.64.S20V


<b>Materials</b>	<b>316L Stainless Steel</b>
<b>Pressure</b>	<b>200 Bar</b>
<b>Ports</b>	<b>1/4" or 1/2"</b>
<b>Filter Disc</b>	<b>2x FD.101.□</b>

The STW406 series uses two stainless steel filter discs in one housing. A 'cyclone' effect is created as the sample enters the housing and proportion of it passes through the filters to the sample outlet port and the rest of the sample passes to the bypass port.

The housing design allows the filter discs to be changed without disconnection of the port fittings.

Standard housings have NPT ports and include Viton seals. Other seal types are available as an option. BSPT and BSPP port types are also available.

The housings are free from welds and comply with NACE MR-01-75.



## Technical Specifications

### Housing Model

### STW406.221

### STW206.421

Inlet & Bypass Port Size

1/4" NPT

1/2" NPT

Outlet Port

1/4" NPT

1/4" NPT

Maximum Pressure, Bar (1)

200

200

Maximum Temperature, °C (2)

200

200

### Materials of Construction (3)

Head, Bowl & Internals

316L SS

316L SS

Seals (4)

Viton

Viton

Filter Disc Code (5)

2x FD.101.□

2x FD.101.□

### Principal Dimensions in mm

Diameter

160

160

Height

123

123

Volume, cc

55

55

Weight, kg

10.0

10.0

### Accessories

Mounting Bracket

MB.STW406

MB.STW406

### Notes

(1) Above 200°C the pressure rating is reduced, consult us the exact rating at any specific temperature

(2) Maximum temperature 200°C using standard seal

(3) Material abbreviations, 316L SS = 316L Stainless Steel

(4) Add suffix for other seal types, Chemraz = .C, Nitrile = N, Kalrez = .K, EPDM = .E, Silicone = .S, (e.g. STW406.221.E)

(5) Replace the □ with the filter disc grade required, e.g. FD.101.S20V

<b>Materials</b>	<b>Aluminium &amp; Polyamide</b>
<b>Pressure</b>	<b>10 Bar</b>
<b>Ports</b>	<b>1/8" or 1/4"</b>
<b>Element</b>	<b>12.32.□</b>

AN112 series filter housings have an anodised aluminium head with polyamide bowl and internals.

They are supplied with 1/8" or 1/4" ports and have a range of drain options. These housings are suitable for compressed air systems and general filtration applications.

Standard housings have NPT ports and Viton seals. Other seal types are available as an option. BSPT and BSPP port types are also available.



## Technical Specifications

Housing Model	AN112.101	AN112.111	AN112.161	AN112.201	AN112.211	AN112.261
Port Size	1/8" NPT	1/8" NPT	1/8" NPT	1/4" NPT	1/4" NPT	1/4" NPT
Drain	None	1/8" NPT	Manual	None	1/8" NPT	Manual
Maximum Pressure, Bar	10	10	10	10	10	10
Maximum Temperature, °C	50	50	50	50	50	50
<b>Materials of Construction (1)</b>						
Head	AL	AL	AL	AL	AL	AL
Bowl & Internals	PA	PA	PA	PA	PA	PA
Seals (2)	Viton	Viton	Viton	Viton	Viton	Viton
Filter Element Code (3)	12.32.□	12.32.□	12.32.□	12.32.□	12.32.□	12.32.□
Adsorber Cartridge Code (4)	12.32.AT□	12.32.AT□	12.32.AT□	12.32.AT□	12.32.AT□	12.32.AT□
<b>Principal Dimensions in mm</b>						
Diameter	40	40	40	40	40	40
Height	93.5	93.5	108	93.5	93.5	108
Volume, cc	25	25	25	25	25	25
Weight, kg	0.1	0.1	0.1	0.1	0.1	0.1
<b>Accessories</b>						
Mounting Bracket	MB.SS11	MB.SS11	MB.SS11	MB.SS11	MB.SS11	MB.SS11

### Notes

(1) Material abbreviations, AL = Aluminium, PA = Polyamide

(2) Add suffix for other seal types, Chemraz = .C, Nitrile = N, Kalrez = .K, EPDM = .E, Silicone = .S, (e.g. AN112.201.E)

(3) Replace the □ with the grade required, e.g. 12.32.5CK, 12.32.S20V, 12.32.T20

(4) Replace the □ with the type required, e.g. 12.32.AT01

**Materials**      **Aluminium**  
**Pressure**      **17 Bar**  
**Ports**           **1/8" or 1/4"**  
**Element**        **12.32.□**

AA113 series filter housings have an anodised aluminium head and bowl with polyamide internals.

They are supplied with 1/8" or 1/4" ports and have a range of drain options. These housings are suitable for compressed air systems and general filtration applications.

Standard housings have NPT ports and Viton seals. Other seal types are available as an option. BSPT and BSPP port types are also available.



## Technical Specifications

Housing Model	AA113.101	AA113.111	AA113.161	AA113.201	AA113.211	AA113.261
Port Size	1/8" NPT	1/8" NPT	1/8" NPT	1/4" NPT	1/4" NPT	1/4" NPT
Drain	None	1/8" NPT	Manual	None	1/8" NPT	Manual
Maximum Pressure, Bar	17	17	17	17	17	17
Maximum Temperature, °C	120	120	120	120	120	120
<b>Materials of Construction (1)</b>						
Head & Bowl	AL	AL	AL	AL	AL	AL
Internals	PA	PA	PA	PA	PA	PA
Seals (2)	Viton	Viton	Viton	Viton	Viton	Viton
Filter Element Code (3)	12.32.□	12.32.□	12.32.□	12.32.□	12.32.□	12.32.□
Adsorber Cartridge Code (4)	12.32.AT□	12.32.AT□	12.32.AT□	12.32.AT□	12.32.AT□	12.32.AT□
<b>Principal Dimensions in mm</b>						
Diameter	40	40	40	40	40	40
Height	95	95	111	95	95	111
Volume, cc	35	35	35	35	35	35
Weight, kg	0.15	0.15	0.15	0.15	0.15	0.15
<b>Accessories</b>						
Mounting Bracket	MB.SS11	MB.SS11	MB.SS11	MB.SS11	MB.SS11	MB.SS11

### Notes

(1) Material abbreviations, AL = Aluminium, PA = Polyamide

(2) Add suffix for other seal types, Chemraz = .C, Nitrile = N, Kalrez = .K, EPDM = .E, Silicone = .S, (e.g. AA113.201.E)

(3) Replace the □ with the grade required, e.g. 12.32.5CK, 12.32.S20V, 12.32.T20

(4) Replace the □ with the type required, e.g. 12.32.AT01

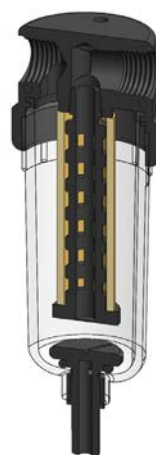


<b>Materials</b>	<b>Aluminium &amp; Polyamide</b>
<b>Pressure</b>	<b>10 Bar</b>
<b>Ports</b>	<b>1/8" or 1/4"</b>
<b>Element</b>	<b>12.57.□</b>

AN122 series filter housings have an anodised aluminium head with polyamide bowl and internals.

They are supplied with 1/8" or 1/4" ports and have a range of drain options. These housings are suitable for compressed air systems and general filtration applications.

Standard housings have NPT ports and Viton seals. Other seal types are available as an option. BSPT and BSPP port types are also available.



## Technical Specifications

Housing Model	AN122.101	AN122.111	AN122.161	AN122.201	AN122.211	AN122.261
Port Size	1/8" NPT	1/8" NPT	1/8" NPT	1/4" NPT	1/4" NPT	1/4" NPT
Drain	None	1/8" NPT	Manual	None	1/8" NPT	Manual
Maximum Pressure, Bar	10	10	10	10	10	10
Maximum Temperature, °C	50	50	50	50	50	50
<b>Materials of Construction (1)</b>						
Head	AL	AL	AL	AL	AL	AL
Bowl & Internals	PA	PA	PA	PA	PA	PA
Seals (2)	Viton	Viton	Viton	Viton	Viton	Viton
Filter Element Code (3)	12.57.□	12.57.□	12.57.□	12.57.□	12.57.□	12.57.□
Adsorber Cartridge Code (4)	12.57.AT□	12.57.AT□	12.57.AT□	12.57.AT□	12.57.AT□	12.57.AT□
<b>Principal Dimensions in mm</b>						
Diameter	40	40	40	40	40	40
Height	110	110	124.5	110	110	124.5
Volume, cc	25	25	25	25	25	25
Weight, kg	0.1	0.1	0.1	0.1	0.1	0.1
<b>Accessories</b>						
Mounting Bracket	MB.SS11	MB.SS11	MB.SS11	MB.SS11	MB.SS11	MB.SS11

### Notes

(1) Material abbreviations, AL = Aluminium, PA = Polyamide

(2) Add suffix for other seal types, Chemraz = .C, Nitrile = N, Kalrez = .K, EPDM = .E, Silicone = .S, (e.g. AN122.201.E)

(3) Replace the □ with the grade required, e.g. 12.57.5CK, 12.57.S20V, 12.57.T20

(4) Replace the □ with the type required, e.g. 12.57.AT01

**Materials** Aluminium  
**Pressure** 17 Bar  
**Ports** 1/8" or 1/4"  
**Element** 12.57.□

AA123 series filter housings have an anodised aluminium head and bowl with polyamide internals.

They are supplied with 1/8" or 1/4" ports and have a range of drain options. These housings are suitable for compressed air systems and general filtration applications.

Standard housings have NPT ports and Viton seals. Other seal types are available as an option. BSPT and BSPP port types are also available.



## Technical Specifications

Housing Model	AA123.101	AA123.111	AA123.161	AA123.201	AA123.211	AA123.261
Port Size	1/8" NPT	1/8" NPT	1/8" NPT	1/4" NPT	1/4" NPT	1/4" NPT
Drain	None	1/8" NPT	Manual	None	1/8" NPT	Manual
Maximum Pressure, Bar	17	17	17	17	17	17
Maximum Temperature, °C	120	120	120	120	120	120
<b>Materials of Construction (1)</b>						
Head & Bowl	AL	AL	AL	AL	AL	AL
Internals	PA	PA	PA	PA	PA	PA
Seals (2)	Viton	Viton	Viton	Viton	Viton	Viton
Filter Element Code (3)	12.57.□	12.57.□	12.57.□	12.57.□	12.57.□	12.57.□
Adsorber Cartridge Code (4)	12.57.AT□	12.57.AT□	12.57.AT□	12.57.AT□	12.57.AT□	12.57.AT□
<b>Principal Dimensions in mm</b>						
Diameter	40	40	40	40	40	40
Height	112	112	127	112	112	127
Volume, cc	45	45	45	45	45	45
Weight, kg	0.15	0.15	0.15	0.15	0.15	0.15
<b>Accessories</b>						
Mounting Bracket	MB.SS11	MB.SS11	MB.SS11	MB.SS11	MB.SS11	MB.SS11

### Notes

(1) Material abbreviations, AL = Aluminium, PA = Polyamide

(2) Add suffix for other seal types, Chemraz = .C, Nitrile = N, Kalrez = .K, EPDM = .E, Silicone = .S, (e.g. AA123.201.E)

(3) Replace the □ with the grade required, e.g. 12.57.5CK, 12.57.S20V, 12.57.T20


(4) Replace the □ with the type required, e.g. 12.57.AT01

<b>Materials</b>	<b>Aluminium &amp; Polyamide</b>
<b>Pressure</b>	<b>10 Bar</b>
<b>Ports</b>	<b>1/4" or 1/2"</b>
<b>Element</b>	<b>25.64.□</b>

AN212 series filter housings have an anodised aluminium head with polyamide bowl and internals.

They are supplied with 1/4" or 1/2" ports and have a range of drain options included an automatic version. These housings are suitable for compressed air systems and general filtration applications.

Standard housings have NPT ports and Viton seals. Other seal types are available as an option. BSPT and BSPP port types are also available.



## Technical Specifications

Housing Model	AN212.201	AN212.221	AN212.261	AN212.271	AN212.401	AN212.421	AN212.461	AN212.471
Port Size	1/4" NPT	1/4" NPT	1/4" NPT	1/4" NPT	1/2" NPT	1/2" NPT	1/2" NPT	1/2" NPT
Drain	None	1/4" NPT	Manual	Automatic	None	1/4" NPT	Manual	Automatic
Maximum Pressure, Bar	10	10	10	10	10	10	10	10
Maximum Temperature, °C	50	50	50	50	50	50	50	50
<b>Materials of Construction (1)</b>								
Head	AL	AL	AL	AL	AL	AL	AL	AL
Bowl & Internals	PA	PA	PA	PA	PA	PA	PA	PA
Seals (2)	Viton	Viton	Viton	Viton	Viton	Viton	Viton	Viton
Filter Element Code (3)	25.64.□	25.64.□	25.64.□	25.64.□	25.64.□	25.64.□	25.64.□	25.64.□
Adsorber Cartridge Code (4)	25.64.AT□	25.64.AT□	25.64.AT□	-	25.64.AT□	25.64.AT□	25.64.AT□	-
<b>Principal Dimensions in mm</b>								
Diameter	62	62	62	62	62	62	62	62
Height	159	159	171.5	171.5	159	159	171.5	171.5
Volume, cc	140	140	140	140	140	140	140	140
Weight, kg	0.3	0.3	0.3	0.3	0.3	0.3	0.3	0.3
<b>Accessories</b>								
Mounting Bracket	MB.SS21	MB.SS21	MB.SS21	MB.SS21	MB.SS21	MB.SS21	MB.SS21	MB.SS21

### Notes

(1) Material abbreviations, AL = Aluminium, PA = Polyamide

(2) Add suffix for other seal types, Chemraz = .C, Nitrile = .N, Kalrez = .K, EPDM = .E, Silicone = .S, (e.g. AN212.201.E)

(3) Replace the □ with the grade required, e.g. 25.64.5CK, 25.64.S20V, 25.64.T20


(4) Replace the □ with the type required, e.g. 25.64.AT01. Adsorber cartridges are not suitable for housings with automatic drains

<b>Materials</b>	<b>Aluminium &amp; Polyamide</b>
<b>Pressure</b>	<b>10 Bar</b>
<b>Ports</b>	<b>1/4" or 1/2"</b>
<b>Element</b>	<b>25.64.□</b>

AiN212 series filter housings with differential pressure indicators have an anodised aluminium head with polyamide bowl and internals.

They are supplied with 1/4" or 1/2" ports and have a range of drain options included an automatic version. These housings are suitable for compressed air systems and general filtration applications.

Standard housings have NPT ports and Viton seals. Other seal types are available as an option. BSPT and BSPP port types are also available.



## Technical Specifications

Housing Model	AiN212.201	AiN212.221	AiN212.261	AiN212.271	AiN212.401	AiN212.421	AiN212.461	AiN212.471
Port Size	1/4" NPT	1/4" NPT	1/4" NPT	1/4" NPT	1/2" NPT	1/2" NPT	1/2" NPT	1/2" NPT
Drain	None	1/4" NPT	Manual	Automatic	None	1/4" NPT	Manual	Automatic
Maximum Pressure, Bar	10	10	10	10	10	10	10	10
Maximum Temperature, °C	50	50	50	50	50	50	50	50
<b>Materials of Construction (1)</b>								
Head	AL	AL	AL	AL	AL	AL	AL	AL
Bowl & Internals	PA	PA	PA	PA	PA	PA	PA	PA
Seals (2)	Viton	Viton	Viton	Viton	Viton	Viton	Viton	Viton
Filter Element Code (3)	25.64.□	25.64.□	25.64.□	25.64.□	25.64.□	25.64.□	25.64.□	25.64.□
Adsorber Cartridge Code (4)	25.64.AT□	25.64.AT□	25.64.AT□	-	25.64.AT□	25.64.AT□	25.64.AT□	-
<b>Principal Dimensions in mm</b>								
Diameter	62	62	62	62	62	62	62	62
Height	190.5	190.5	202	202	190.5	190.5	202	202
Volume, cc	140	140	140	140	140	140	140	140
Weight, kg	0.3	0.3	0.3	0.3	0.3	0.3	0.3	0.3
<b>Accessories</b>								
Mounting Bracket	MB.AiN21	MB.AiN21	MB.AiN21	MB.AiN21	MB.AiN21	MB.AiN21	MB.AiN21	MB.AiN21

### Notes

(1) Material abbreviations, AL = Aluminium, PA = Polyamide

(2) Add suffix for other seal types, Chemraz = .C, Nitrile = N, Kalrez = .K, EPDM = .E, Silicone = .S, (e.g. AiN212.201.E)

(3) Replace the □ with the grade required, e.g. 25.64.5CK, 25.64.S20V, 25.64.T20

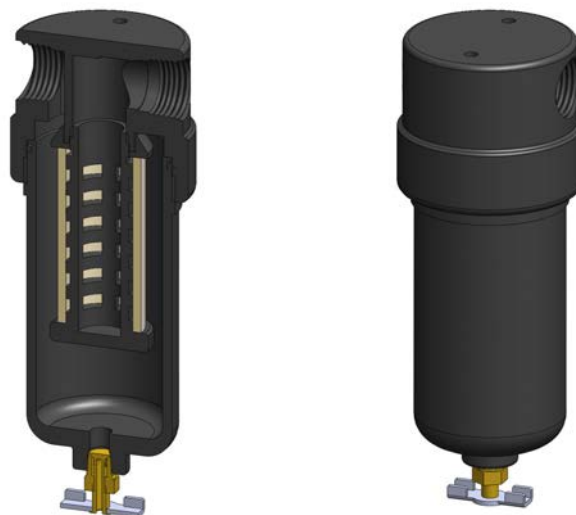
(4) Replace the □ with the type required, e.g. 25.64.AT01. Adsorber cartridges are not suitable for housings with automatic drains

**Materials** Aluminium  
**Pressure** 17 Bar  
**Ports** 1/4" or 1/2"  
**Element** 25.64.□

AA213 series filter housings have an anodised aluminium head and bowl with polyamide internals.

They are supplied with 1/4" or 1/2" ports and have a range of drain options included an automatic version. These housings are suitable for compressed air systems and general filtration applications.

Standard housings have NPT ports and Viton seals. Other seal types are available as an option. BSPT and BSPP port types are also available.



## Technical Specifications

Housing Model	AA213.201	AA213.211	AA213.261	AA213.271	AA213.401	AA213.411	AA213.461	AA213.471
Port Size	1/4" NPT	1/4" NPT	1/4" NPT	1/4" NPT	1/2" NPT	1/2" NPT	1/2" NPT	1/2" NPT
Drain	None	1/8" NPT	Manual	Automatic	None	1/8" NPT	Manual	Automatic
Maximum Pressure, Bar	17	17	17	17	17	17	17	17
Maximum Temperature, °C	120	120	120	120	120	120	120	120
<b>Materials of Construction (1)</b>								
Head & Bowl	AL	AL	AL	AL	AL	AL	AL	AL
Internals	PA	PA	PA	PA	PA	PA	PA	PA
Seals (2)	Viton	Viton	Viton	Viton	Viton	Viton	Viton	Viton
Filter Element Code (3)	25.64.□	25.64.□	25.64.□	25.64.□	25.64.□	25.64.□	25.64.□	25.64.□
Adsorber Cartridge Code (4)	25.64.AT□	25.64.AT□	25.64.AT□	-	25.64.AT□	25.64.AT□	25.64.AT□	-
<b>Principal Dimensions in mm</b>								
Diameter	62	62	62	62	62	62	62	62
Height	151	151	164	164	151	151	164	164
Volume, cc	140	140	140	140	140	140	140	140
Weight, kg	0.45	0.45	0.45	0.45	0.45	0.45	0.45	0.45
<b>Accessories</b>								
Mounting Bracket	MB.SS21	MB.SS21	MB.SS21	MB.SS21	MB.SS21	MB.SS21	MB.SS21	MB.SS21

### Notes

(1) Material abbreviations, AL = Aluminium, PA = Polyamide

(2) Add suffix for other seal types, Chemraz = .C, Nitrile = .N, Kalrez = .K, EPDM = .E, Silicone = .S, (e.g. AA213.201.E)

(3) Replace the □ with the grade required, e.g. 25.64.5CK, 25.64.S20V, 25.64.T20

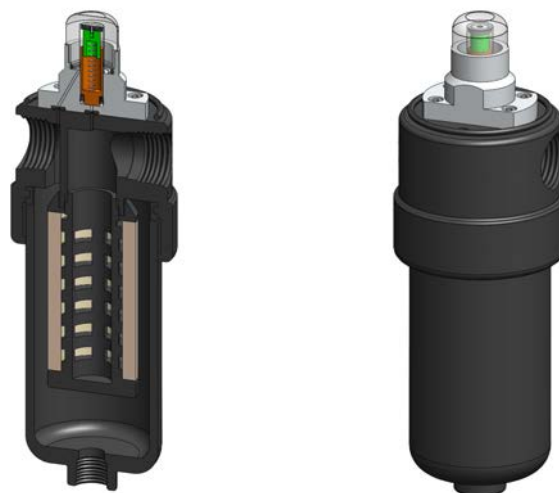
(4) Replace the □ with the type required, e.g. 25.64.AT01. Adsorber cartridges are not suitable for housings with automatic drains

**Materials**      **Aluminium**  
**Pressure**      **17 Bar**  
**Ports**           **1/4" or 1/2"**  
**Element**        **25.64.□**

AiA213 series filter housings with differential pressure indicators have an anodised aluminium head and bowl with polyamide internals.

They are supplied with 1/4" or 1/2" ports and have a range of drain options included an automatic version. These housings are suitable for compressed air systems and general filtration applications.

Standard housings have NPT ports and Viton seals. Other seal types are available as an option. BSPT and BSPP port types are also available.



## Technical Specifications

Housing Model	AiA213.201	AiA213.221	AiA213.261	AiA213.271	AiA213.401	AiA213.421	AiA213.461	AiA213.471
Port Size	1/4" NPT	1/4" NPT	1/4" NPT	1/4" NPT	1/2" NPT	1/2" NPT	1/2" NPT	1/2" NPT
Drain	None	1/4" NPT	Manual	Automatic	None	1/4" NPT	Manual	Automatic
Maximum Pressure, Bar	17	17	17	17	17	17	17	17
Maximum Temperature, °C	50	50	50	50	50	50	50	50
<b>Materials of Construction (1)</b>								
Head & Bowl	AL	AL	AL	AL	AL	AL	AL	AL
Internals	PA	PA	PA	PA	PA	PA	PA	PA
Seals (2)	Viton	Viton	Viton	Viton	Viton	Viton	Viton	Viton
Filter Element Code (3)	25.64.□	25.64.□	25.64.□	25.64.□	25.64.□	25.64.□	25.64.□	25.64.□
Adsorber Cartridge Code (4)	25.64.AT□	25.64.AT□	25.64.AT□	-	25.64.AT□	25.64.AT□	25.64.AT□	-
<b>Principal Dimensions in mm</b>								
Diameter	62	62	62	62	62	62	62	62
Height	176	176	189	189	176	176	189	189
Volume, cc	140	140	140	140	140	140	140	140
Weight, kg	0.45	0.45	0.45	0.45	0.45	0.45	0.45	0.45
<b>Accessories</b>								
Mounting Bracket	MB.AiN21	MB.AiN21	MB.AiN21	MB.AiN21	MB.AiN21	MB.AiN21	MB.AiN21	MB.AiN21

### Notes

(1) Material abbreviations, AL = Aluminium, PA = Polyamide

(2) Add suffix for other seal types, Chemraz = .C, Nitrile = N, Kalrez = .K, EPDM = .E, Silicone = .S, (e.g. AiA213.201.E)

(3) Replace the □ with the grade required, e.g. 25.64.5CK, 25.64.S20V, 25.64.T20

(4) Replace the □ with the type required, e.g. 25.64.AT01. Adsorber cartridges are not suitable for housings with automatic drains

**Materials** Aluminium  
**Pressure** 35 Bar  
**Ports** 1/4" or 1/2"  
**Element** 25.64.□

AA214 series filter housings have an anodised aluminium head and bowl with polyamide internals.

They are supplied with 1/4" or 1/2" ports and have a range of drain options included an automatic version. These housings are suitable for compressed air systems and general filtration applications.

Standard housings have NPT ports and Viton seals. Other seal types are available as an option. BSPT and BSPP port types are also available.



## Technical Specifications

Housing Model	AA214.211	AA214.261	AA214.411	AA214.461
Port Size	1/4" NPT	1/4" NPT	1/2" NPT	1/2" NPT
Drain	1/8" NPT	Manual	1/8" NPT	Manual
Maximum Pressure, Bar	35	35	35	35
Maximum Temperature, °C	120	120	120	120
<b>Materials of Construction (1)</b>				
Head & Bowl	AL	AL	AL	AL
Internals	PA	PA	PA	PA
Seal (2)	Viton	Viton	Viton	Viton
Filter Element Code (3)	25.64.□	25.64.□	25.64.□	25.64.□
Adsorber Cartridge Code (4)	25.64.AT□	25.64.AT□	25.64.AT□	25.64.AT□
<b>Principal Dimensions in mm</b>				
Diameter	65	65	65	65
Height	141	154	141	154
Volume, cc	140	140	140	140
Weight, kg	0.65	0.65	0.65	0.65
<b>Accessories</b>				
Mounting Bracket	MB.SS21	MB.SS21	MB.SS21	MB.SS21

### Notes

(1) Material abbreviations, AL = Aluminium, PA = Polyamide

(2) Add suffix for other seal types, Chemraz = .C, Nitrile = N, Kalrez = .K, EPDM = .E, Silicone = .S, (e.g. AA214.211.E)

(3) Replace the □ with the grade required, e.g. 25.64.5CK, 25.64.S20V, 25.64.T20

(4) Replace the □ with the type required, e.g. 25.64.AT01

# AN222 & AN232

## Filter Housing

<b>Materials</b>	<b>Aluminium &amp; Polyamide</b>
<b>Pressure</b>	<b>10 Bar</b>
<b>Ports</b>	<b>1/4" or 1/2"</b>
<b>Element</b>	<b>25.127.□ &amp; 25.178.□</b>

AN222 & AN232 series filter housings have an anodised aluminium head with polyamide bowl and internals.

They are supplied with 1/4" or 1/2" ports and have a range of drain options. These housings are suitable for compressed air systems and general filtration applications.

Standard housings have NPT ports and Viton seals. Other seal types are available as an option. BSPT and BSPP port types are also available.



## Technical Specifications

Housing Model	AN232.201	AN232.221	AN232.261	AN222.271	AN232.401	AN232.421	AN232.461	AN222.471
Port Size	1/4" NPT	1/4" NPT	1/4" NPT	1/4" NPT	1/2" NPT	1/2" NPT	1/2" NPT	1/2" NPT
Drain	None	1/4" NPT	Manual	Automatic	None	1/4" NPT	Manual	Automatic
Maximum Pressure, Bar	10	10	10	10	10	10	10	10
Maximum Temperature, °C	50	50	50	50	50	50	50	50
<b>Materials of Construction (1)</b>								
Head	AL	AL	AL	AL	AL	AL	AL	AL
Bowl & Internals	PA	PA	PA	PA	PA	PA	PA	PA
Seals (2)	Viton	Viton	Viton	Viton	Viton	Viton	Viton	Viton
Filter Element Code (3)	25.178.□	25.178.□	25.178.□	25.127.□	25.178.□	25.178.□	25.178.□	25.127.□
Adsorber Cartridge Code (4)	25.178.AT□	25.178.AT□	25.178.AT□	-	25.178.AT□	25.178.AT□	25.178.AT□	-
<b>Principal Dimensions in mm</b>								
Diameter	62	62	62	62	62	62	62	62
Height	226	226	238	238	226	226	238	238
Volume, cc	240	240	240	240	240	240	240	240
Weight, kg	0.35	0.35	0.35	0.35	0.35	0.35	0.35	0.35
<b>Accessories</b>								
Mounting Bracket	MB.SS21	MB.SS21	MB.SS21	MB.SS21	MB.SS21	MB.SS21	MB.SS21	MB.SS21

### Notes

(1) Material abbreviations, AL = Aluminium, PA = Polyamide

(2) Add suffix for other seal types, Chemraz = .C, Nitrile = N, Kalrez = .K, EPDM = .E, Silicone = .S, (e.g. An232.201.E)

(3) Replace the □ with the grade required, e.g. 25.178.SCK, 25.178.S20V, 25.178.T20

(4) Replace the □ with the type required, e.g. 25.178.AT01



# AiN222 & AiN232


## Filter Housing with DPI

<b>Materials</b>	<b>Aluminium &amp; Polyamide</b>
<b>Pressure</b>	<b>10 Bar</b>
<b>Ports</b>	<b>1/4" or 1/2"</b>
<b>Element</b>	<b>25.127.□ &amp; 25.178.□</b>

AiN222 & AiN232 series filter housings with differential pressure indicator have an anodised aluminium head with polyamide bowl and internals.

They are supplied with 1/4" or 1/2" ports and have a range of drain options. These housings are suitable for compressed air systems and general filtration applications.

Standard housings have NPT ports and Viton seals. Other seal types are available as an option. BSPT and BSPP port types are also available.



## Technical Specifications

Housing Model	AiN232.201	AiN232.221	AiN232.261	AiN222.271	AiN232.401	AiN232.421	AiN232.461	AiN222.471
Port Size	1/4" NPT	1/4" NPT	1/4" NPT	1/4" NPT	1/2" NPT	1/2" NPT	1/2" NPT	1/2" NPT
Drain	None	1/4" NPT	Manual	Automatic	None	1/4" NPT	Manual	Automatic
Maximum Pressure, Bar	10	10	10	10	10	10	10	10
Maximum Temperature, °C	50	50	50	50	50	50	50	50
<b>Materials of Construction (1)</b>								
Head	AL	AL	AL	AL	AL	AL	AL	AL
Bowl & Internals	PA	PA	PA	PA	PA	PA	PA	PA
Seals (2)	Viton	Viton	Viton	Viton	Viton	Viton	Viton	Viton
Filter Element Code (3)	25.178.□	25.178.□	25.178.□	25.127.□	25.178.□	25.178.□	25.178.□	25.127.□
Adsorber Cartridge Code (4)	25.178.AT□	25.178.AT□	25.178.AT□	-	25.178.AT□	25.178.AT□	25.178.AT□	-
<b>Principal Dimensions in mm</b>								
Diameter	62	62	62	62	62	62	62	62
Height	251	251	264	264	251	251	264	264
Volume, cc	240	240	240	240	240	240	240	240
Weight, kg	0.35	0.35	0.35	0.35	0.35	0.35	0.35	0.35
<b>Accessories</b>								
Mounting Bracket	MB.AiN21	MB.AiN21	MB.AiN21	MB.AiN21	MB.AiN21	MB.AiN21	MB.AiN21	MB.AiN21

### Notes

(1) Material abbreviations, AL = Aluminium, PA = Polyamide

(2) Add suffix for other seal types, Chemraz = .C, Nitrile = .N, Kalrez = .K, EPDM = .E, Silicone = .S, (e.g. AiN233.201.E)

(3) Replace the □ with the grade required, e.g. 25.178.5CK, 25.178.S20V, 25.178.T20

(4) Replace the □ with the type required, e.g. 25.178.AT01

# AA223 & AA233

## Filter Housing

<b>Materials</b>	<b>Aluminium</b>
<b>Pressure</b>	<b>17 Bar</b>
<b>Ports</b>	<b>1/4" or 1/2"</b>
<b>Element</b>	<b>25.127.□ &amp; 25.178.□</b>

AA223 & AA233 series filter housings have an anodised aluminium head and bowl with polyamide internals.

They are supplied with 1/4" or 1/2" ports and have a range of drain options. These housings are suitable for compressed air systems and general filtration applications.

Standard housings have NPT ports and Viton seals. Other seal types are available as an option. BSPT and BSPP port types are also available.



## Technical Specifications

Housing Model	AA233.201	AA233.211	AA233.261	AA223.271	AA233.401	AA233.411	AA233.461	AA223.471
Port Size	1/4" NPT	1/4" NPT	1/4" NPT	1/4" NPT	1/2" NPT	1/2" NPT	1/2" NPT	1/2" NPT
Drain	None	1/8" NPT	Manual	Automatic	None	1/8" NPT	Manual	Automatic
Maximum Pressure, Bar	17	17	17	17	17	17	17	17
Maximum Temperature, °C	120	120	120	120	120	120	120	120
<b>Materials of Construction (1)</b>								
Head & Bowl	AL	AL	AL	AL	AL	AL	AL	AL
Internals	PA	PA	PA	PA	PA	PA	PA	PA
Seals (2)	Viton	Viton	Viton	Viton	Viton	Viton	Viton	Viton
Filter Element Code (3)	25.178.□	25.178.□	25.178.□	25.127.□	25.178.□	25.178.□	25.178.□	25.127.□
Adsorber Cartridge Code (4)	25.178.AT□	25.178.AT□	25.178.AT□	-	25.178.AT□	25.178.AT□	25.178.AT□	-
<b>Principal Dimensions in mm</b>								
Diameter	62	62	62	62	62	62	62	62
Height	271	271	284	284	271	271	284	284
Volume, cc	240	240	240	240	240	240	240	240
Weight, kg	0.35	0.35	0.35	0.35	0.35	0.35	0.35	0.35
<b>Accessories</b>								
Mounting Bracket	MB.SS21	MB.SS21	MB.SS21	MB.SS21	MB.SS21	MB.SS21	MB.SS21	MB.SS21

### Notes

(1) Material abbreviations, AL = Aluminium, PA = Polyamide

(2) Add suffix for other seal types, Chemraz = .C, Nitrile = .N, Kalrez = .K, EPDM = .E, Silicone = .S, (e.g. AA233.201.E)

(3) Replace the □ with the grade required, e.g. 25.178.5CK, 25.178.S20V, 25.178.T20

(4) Replace the □ with the type required, e.g. 25.178.AT01

# AiA223 & AiA233


## Filter Housing with DPI

<b>Materials</b>	<b>Aluminium</b>
<b>Pressure</b>	<b>17 Bar</b>
<b>Ports</b>	<b>1/4" or 1/2"</b>
<b>Element</b>	<b>25.127.□ &amp; 25.178.□</b>

AiA223 & AiA233 series filter housings with differential pressure indicators have an anodised aluminium head and bowl with polyamide internals.

They are supplied with 1/4" or 1/2" ports and have a range of drain options. These housings are suitable for compressed air systems and general filtration applications.

Standard housings have NPT ports and Viton seals. Other seal types are available as an option. BSPT and BSPP port types are also available.



## Technical Specifications

Housing Model	AiA233.201	AiA233.211	AiA233.261	AiA223.271	AiA233.401	AiA233.411	AiA233.461	AiA223.471
Port Size	1/4" NPT	1/4" NPT	1/4" NPT	1/4" NPT	1/2" NPT	1/2" NPT	1/2" NPT	1/2" NPT
Drain	None	1/8" NPT	Manual	Automatic	None	1/8" NPT	Manual	Automatic
Maximum Pressure, Bar	17	17	17	17	17	17	17	17
Maximum Temperature, °C	50	50	50	50	50	50	50	50
<b>Materials of Construction (1)</b>								
Head & Bowl	AL	AL	AL	AL	AL	AL	AL	AL
Internals	PA	PA	PA	PA	PA	PA	PA	PA
Seals (2)	Viton	Viton	Viton	Viton	Viton	Viton	Viton	Viton
Filter Element Code (3)	25.178.□	25.178.□	25.178.□	25.127.□	25.178.□	25.178.□	25.178.□	25.127.□
Adsorber Cartridge Code (4)	25.178.AT□	25.178.AT□	25.178.AT□	-	25.178.AT□	25.178.AT□	25.178.AT□	-
<b>Principal Dimensions in mm</b>								
Diameter	62	62	62	62	62	62	62	62
Height	297	297	309	309	297	297	309	309
Volume, cc	240	240	240	240	240	240	240	240
Weight, kg	0.35	0.35	0.35	0.35	0.35	0.35	0.35	0.35
<b>Accessories</b>								
Mounting Bracket	MB.AiN21	MB.AiN21	MB.AiN21	MB.AiN21	MB.AiN21	MB.AiN21	MB.AiN21	MB.AiN21

### Notes

(1) Material abbreviations, AL = Aluminium, PA = Polyamide

(2) Add suffix for other seal types, Chemraz = .C, Nitrile = N, Kalrez = .K, EPDM = .E, Silicone = .S, (e.g. AiA233.201.E)

(3) Replace the □ with the grade required, e.g. 25.178.5CK, 25.178.S20V, 25.178.T20

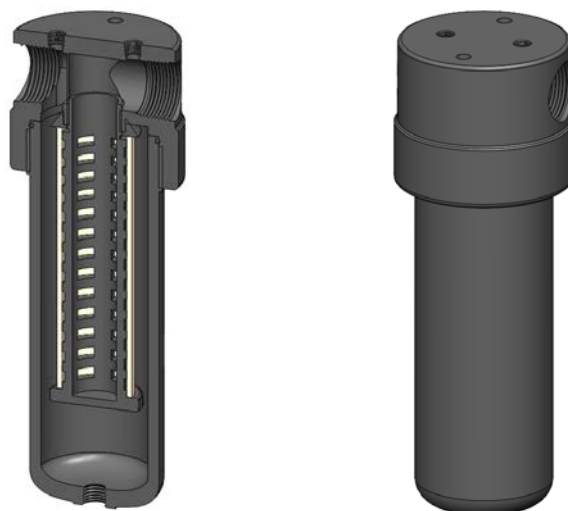
(4) Replace the □ with the type required, e.g. 25.178.AT01

**Materials** Aluminium  
**Pressure** 17 Bar  
**Ports** 3/4" or 1"  
**Element** 38.152.□

AA323 series filter housings have an anodised aluminium head and bowl with polyamide internals.

They are supplied with 3/4" or 1" ports and have a range of drain options. These housings are suitable for compressed air systems and general filtration applications.

Standard housings have NPT ports and Viton seals. Other seal types are available as an option. BSPT and BSPP port types are also available.



## Technical Specifications

Housing Model	AA323.511	AA323.561	AA323.571	AA323.611	AA323.661	AA323.671
Port Size	3/4" NPT	3/4" NPT	3/4" NPT	1" NPT	1" NPT	1" NPT
Drain	1/8" NPT	Manual	Automatic	1/8" NPT	Manual	Automatic
Maximum Pressure, Bar	17	17	17	17	17	17
Maximum Temperature, °C	120	120	120	120	120	120
<b>Materials of Construction (1)</b>						
Head & Bowl	AL	AL	AL	AL	AL	AL
Internals	PA	PA	PA	PA	PA	PA
Seal (2)	Viton	Viton	Viton	Viton	Viton	Viton
Filter Element Code (3)	38.152.□	38.152.□	38.152.□	38.152.□	38.152.□	38.152.□
Adsorber Cartridge Code (4)	38.152.AT□	38.152.AT□	38.152.AT□	38.152.AT□	38.152.AT□	38.152.AT□
<b>Principal Dimensions in mm</b>						
Diameter	95	95	95	95	95	95
Height	272	295	295	272	295	295
Volume, cc	470	470	470	470	470	470
Weight, kg	2.0	2.0	2.0	2.0	2.0	2.0
<b>Accessories</b>						
Mounting Bracket	MB.AA32	MB.AA32	MB.AA32	MB.AA32	MB.AA32	MB.AA32

### Notes

(1) Material abbreviations, AL = Aluminium, PA = Polyamide

(2) Add suffix for other seal types, Chemraz = .C, Nitrile = N, Kalrez = .K, EPDM = .E, Silicone = .S, (e.g. AA323.511.E)

(3) Replace the □ with the grade required, e.g. 38.152.SCK, 38.152.S20V, 38.152.T20

(4) Replace the □ with the type required, e.g. 38.152.AT01

**Materials** Aluminium  
**Pressure** 17 Bar  
**Ports** 3/4" or 1"  
**Element** 38.152.□

AiA323 series filter housings with differential pressure indicators have an anodised aluminium head and bowl with polyamide internals.

They are supplied with 3/4" or 1" ports and have a range of drain options. These housings are suitable for compressed air systems and general filtration applications.

Standard housings have NPT ports and Viton seals. Other seal types are available as an option. BSPT and BSPP port types are also available.



## Technical Specifications

Housing Model	AiA323.511	AiA323.561	AiA323.571	AiA323.611	AiA323.661	AiA323.671
Port Size	3/4" NPT	3/4" NPT	3/4" NPT	1" NPT	1" NPT	1" NPT
Drain	1/8" NPT	Manual	Automatic	1/8" NPT	Manual	Automatic
Maximum Pressure, Bar	17	17	17	17	17	17
Maximum Temperature, °C	50	50	50	50	50	50
<b>Materials of Construction (1)</b>						
Head & Bowl	AL	AL	AL	AL	AL	AL
Internals	PA	PA	PA	PA	PA	PA
Seals (2)	Viton	Viton	Viton	Viton	Viton	Viton
Filter Element Code (3)	38.152.□	38.152.□	38.152.□	38.152.□	38.152.□	38.152.□
Adsorber Cartridge Code (4)	38.152.AT□	38.152.AT□	38.152.AT□	38.152.AT□	38.152.AT□	38.152.AT□
<b>Principal Dimensions in mm</b>						
Diameter	95	95	95	95	95	95
Height	329	352	352	329	352	352
Volume, cc	470	470	470	470	470	470
Weight, kg	2.0	2.0	2.0	2.0	2.0	2.0
<b>Accessories</b>						
Mounting Bracket	MB.AiA32	MB.AiA32	MB.AiA32	MB.AiA32	MB.AiA32	MB.AiA32

### Notes

(1) Material abbreviations, AL = Aluminium, PA = Polyamide

(2) Add suffix for other seal types, Chemraz = .C, Nitrile = N, Kalrez = .K, EPDM = .E, Silicone = .S, (e.g. AA323.511.E)

(3) Replace the □ with the grade required, e.g. 38.152.SCK, 38.152.S20V, 38.152.T20

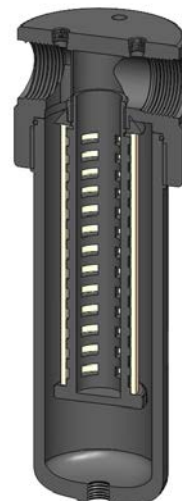
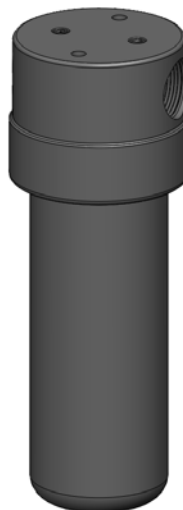
(4) Replace the □ with the type required, e.g. 38.152.AT01

<b>Materials</b>	<b>Aluminium</b>
<b>Pressure</b>	<b>100 Bar</b>
<b>Ports</b>	<b>3/4" or 1"</b>
<b>Element</b>	<b>38.152.□</b>

AA325 series filter housings have an anodised aluminium head and bowl with polyamide internals.

They are supplied with 3/4" or 1" ports and have 1/4" drain ports. These housings are suitable for compressed air systems and general filtration applications.

Standard housings have NPT ports and Viton seals. Other seal types are available as an option. BSPT and BSPP port types are also available.



## Technical Specifications

### Housing Model

### AA325.521

### AA325.621

Port Size	3/4" NPT	1" NPT
Drain	1/4" NPT	1/4" NPT
Maximum Pressure, Bar	100	100
Maximum Temperature, °C	120	120
<b>Materials of Construction (1)</b>		
Head & Bowl	AL	AL
Internals	PA	PA
Seal (2)	Viton	Viton
Filter Element Code (3)	38.152.□	38.152.□
Adsorber Cartridge Code (4)	38.152.AT□	38.152.AT□
<b>Principal Dimensions in mm</b>		
Diameter	95	95
Height	272	272
Volume, cc	470	470
Weight, kg	2.0	2.0
<b>Accessories</b>		
Mounting Bracket	MB.AA32	MB.AA32

### Notes

(1) Material abbreviations, AL = Aluminium, PA = Polyamide

(2) Add suffix for other seal types, Chemraz = .C, Nitrile = N, Kalrez = .K, EPDM = .E, Silicone = .S, (e.g. AA325.521.E)


(3) Replace the □ with the grade required, e.g. 38.152.5CK, 38.152.S20V, 38.152.T20

(4) Replace the □ with the type required, e.g. 38.152.AT01

**Materials** Aluminium  
**Pressure** 17 Bar  
**Ports** 1&1/2" or 2"  
**Element** 51.230.□

The AA423 series filter housings have anodised aluminium head, bowl and internals with a stainless steel tie rod. They are supplied with 1&1/2" or 2" ports and have a range of drain options. These housings are suitable for compressed air systems and general filtration applications.

Standard housings have NPT ports and Viton seals. Other seal types are available as an option. BSPT and BSPP port types are also available.



## Technical Specifications

Housing Model	AA423.711	AA423.761	AA423.771	AA423.811	AA423.861	AA423.871
Port Size	1&1/2" NPT	1&1/2" NPT	1&1/2" NPT	2" NPT	2" NPT	2" NPT
Drain	1/8" NPT	Manual	Automatic	1/8" NPT	Manual	Automatic
Maximum Pressure, Bar	17	17	17	17	17	17
Maximum Temperature, °C	120	120	120	120	120	120
<b>Materials of Construction (1)</b>						
Head & Bowl	AL	AL	AL	AL	AL	AL
Internals	AL & SS	AL & SS	AL & SS	AL & SS	AL & SS	AL & SS
Seals (2)	Viton	Viton	Viton	Viton	Viton	Viton
Filter Element Code (3)	51.230.□	51.230.□	51.230.□	51.230.□	51.230.□	51.230.□
Adsorber Cartridge Code (4)	51.230.AD□	51.230.AD□	51.230.AD□	51.230.AD□	51.230.AD□	51.230.AD□
<b>Principal Dimensions in mm</b>						
Diameter	135	135	135	135	135	135
Height	405	418	418	405	418	418
Volume, cc	1300	1300	1300	1300	1300	1300
Weight, kg	4.0	4.0	4.0	4.0	4.0	4.0
<b>Accessories</b>						
Mounting Bracket	MB.AA42	MB.AA42	MB.AA42	MB.AA42	MB.AA42	MB.AA42

### Notes

(1) Material abbreviations, AL = Aluminium, SS = Stainless Steel

(2) Add suffix for other seal types, Chemraz = .C, Nitrile = N, Kalrez = .K, EPDM = .E, Silicone = .S, (e.g. AA423.7111.E)

(3) Replace the □ with the grade required, e.g. 51.230.5CK, 51.230.S20V, 51.230.T20

(4) Replace the □ with the type required, e.g. 51.230.AT01

<b>Materials</b>	<b>Aluminium</b>
<b>Pressure</b>	<b>17 Bar</b>
<b>Ports</b>	<b>1&amp;1/2" or 2"</b>
<b>Element</b>	<b>51.230.□</b>

The AiA423 series filter housings with differential pressure indicators have anodised aluminium head, bowl and internals with a stainless steel tie rod. They are supplied with 1&1/2" or 2" ports and have a range of drain options. These housings are suitable for compressed air systems and general filtration applications.

Standard housings have NPT ports and Viton seals. Other seal types are available as an option. BSPT and BSPP port types are also available.



## Technical Specifications

Housing Model	AiA423.711	AiA423.761	AiA423.771	AiA423.811	AiA423.861	AiA423.871
Port Size	1&1/2" NPT	1&1/2" NPT	1&1/2" NPT	2" NPT	2" NPT	2" NPT
Drain	1/8" NPT	Manual	Automatic	1/8" NPT	Manual	Automatic
Maximum Pressure, Bar	17	17	17	17	17	17
Maximum Temperature, °C	50	50	50	50	50	50
<b>Materials of Construction (1)</b>						
Head & Bowl	AL	AL	AL	AL	AL	AL
Internals	AL & SS	AL & SS	AL & SS	AL & SS	AL & SS	AL & SS
Seals (2)	Viton	Viton	Viton	Viton	Viton	Viton
Filter Element Code (3)	51.230.□	51.230.□	51.230.□	51.230.□	51.230.□	51.230.□
Adsorber Cartridge Code (4)	51.230.AD□	51.230.AD□	51.230.AD□	51.230.AD□	51.230.AD□	51.230.AD□
<b>Principal Dimensions in mm</b>						
Diameter	135	135	135	135	135	135
Height	462	475	475	462	475	475
Volume, cc	1300	1300	1300	1300	1300	1300
Weight, kg	4.0	4.0	4.0	4.0	4.0	4.0
<b>Accessories</b>						
Mounting Bracket	MB.AiA42	MB.AiA42	MB.AiA42	MB.AiA42	MB.AiA42	MB.AiA42

### Notes

(1) Material abbreviations, AL = Aluminium, SS = Stainless Steel

(2) Add suffix for other seal types, Chemraz = .C, Nitrile = N, Kalrez = .K, EPDM = .E, Silicone = .S, (e.g. AiA423.711.E)

(3) Replace the □ with the grade required, e.g. 51.230.5CK, 51.230.S20V, 51.230.T20


(4) Replace the □ with the type required, e.g. 51.230.AT01



**Materials** Aluminium  
**Pressure** 17 Bar  
**Ports** 1&1/2" or 2"  
**Element** 51.476.□

The AA433 series filter housings have anodised aluminium head, bowl and internals with a stainless steel tie rod. They are supplied with 1&1/2" or 2" ports and have a range of drain options. These housings are suitable for compressed air systems and general filtration applications.

Standard housings have NPT ports and Viton seals. Other seal types are available as an option. BSPT and BSPP port types are also available.



## Technical Specifications

Housing Model	AA433.711	AA433.761	AA433.771	AA433.811	AA433.861	AA433.871
Port Size	1&1/2" NPT	1&1/2" NPT	1&1/2" NPT	2" NPT	2"	2"
Drain	1/8" NPT	Manual	Automatic	1/8"	Manual	Automatic
Maximum Pressure, Bar	17	17	17	17	17	17
Maximum Temperature, °C	120	120	120	120	120	120
<b>Materials of Construction (1)</b>						
Head & Bowl	AL	AL	AL	AL	AL	AL
Internals	AL & SS	AL & SS	AL & SS	AL & SS	AL & SS	AL & SS
Seals (2)	Viton	Viton	Viton	Viton	Viton	Viton
Filter Element Code (3)	51.476.□	51.476.□	51.476.□	51.476.□	51.476.□	51.476.□
Adsorber Cartridge Code (4)	51.476.AD□	51.476.AD□	51.476.AD□	51.476.AD□	51.476.AD□	51.476.AD□
<b>Principal Dimensions in mm</b>						
Diameter	135	135	135	135	135	135
Height	650	663	663	650	663	663
Volume, cc	2500	2500	2500	2500	2500	2500
Weight, kg	5.5	5.5	5.5	5.5	5.5	5.5
<b>Accessories</b>						
Mounting Bracket	MB.AA42	MB.AA42	MB.AA42	MB.AA42	MB.AA42	MB.AA42

### Notes

(1) Material abbreviations, AL = Aluminium, SS = Stainless Steel

(2) Add suffix for other seal types, Chemraz = .C, Nitrile = N, Kalrez = .K, EPDM = .E, Silicone = .S, (e.g. AA433.711.E)

(3) Replace the □ with the grade required, e.g. 51.476.5CK, 51.476.S20V, 51.476.T20

(4) Replace the □ with the type required, e.g. 51.476.AT01

**Materials**      **Aluminium**  
**Pressure**      **17 Bar**  
**Ports**           **1&1/2" or 2"**  
**Element**        **51.476.□**

The AiA433 series filter housings with differential pressure indicators have anodised aluminium head, bowl and internals with a stainless steel tie rod.

They are supplied with 1&1/2" or 2" ports and have a range of drain options. These housings are suitable for compressed air systems and general filtration applications.

Standard housings have NPT ports and Viton seals. Other seal types are available as an option. BSPT and BSPP port types are also available.



## Technical Specifications

Housing Model	AiA433.711	AiA433.761	AiA433.771	AiA433.811	AiA433.861	AiA433.871
Port Size	1&1/2" NPT	1&1/2" NPT	1&1/2" NPT	2" NPT	2" NPT	2" NPT
Drain	1/8" NPT	Manual	Automatic	1/8"	Manual	Automatic
Maximum Pressure, Bar	17	17	17	17	17	17
Maximum Temperature, °C	50	50	50	50	50	50
<b>Materials of Construction (1)</b>						
Head & Bowl	AL	AL	AL	AL	AL	AL
Internals	AL & SS	AL & SS	AL & SS	AL & SS	AL & SS	AL & SS
Seals (2)	Viton	Viton	Viton	Viton	Viton	Viton
Filter Element Code (3)	51.476.□	51.476.□	51.476.□	51.476.□	51.476.□	51.476.□
Adsorber Cartridge Code (4)	51.476.AD□	51.476.AD□	51.476.AD□	51.476.AD□	51.476.AD□	51.476.AD□
<b>Principal Dimensions in mm</b>						
Diameter	135	135	135	135	135	135
Height	707	720	720	707	720	
Volume, cc	2500	2500	2500	2500	2500	2500
Weight, kg	5.5	5.5	5.5	5.5	5.5	5.5
<b>Accessories</b>						
Mounting Bracket	MB.AiA42	MB.AiA42	MB.AiA42	MB.AiA42	MB.AiA42	MB.AiA42

### Notes

(1) Material abbreviations, AL = Aluminium, SS = Stainless Steel

(2) Add suffix for other seal types, Chemraz = .C, Nitrile = N, Kalrez = .K, EPDM = .E, Silicone = .S, (e.g. AA433.711.E)

(3) Replace the □ with the grade required, e.g. 51.476.5CK, 51.476.S20V, 51.476.T20

(4) Replace the □ with the type required, e.g. 51.476.AT01

# AE Series


## End of Line Filter Housing

<b>Materials</b>	<b>Aluminium</b>
<b>Ports</b>	<b>1/8" to 1/2"</b>
<b>Element</b>	<b>12.32.□ to 25.64.□</b>

The AE series filter housings have an anodised aluminium head and bowl and are supplied with a range of port sizes.

The element is enclosed for protection and the housings are suitable for gas and liquid end of line applications.

These housings have NPT ports as standard.



### Technical Specifications

Housing Model	AE110.101	AE110.201	AE120.101	AE120.201	AE210.201	AE210.401
Port Size	1/8" NPT	1/4" NPT	1/8" NPT	1/4" NPT	1/4" NPT	1/2" NPT
Maximum Temperature, °C	150	150	150	150	150	150
<b>Materials of Construction (1)</b>						
Body	AL	AL	AL	AL	AL	AL
Filter Element Code (2)	12.32.□	12.32.□	12.57.□	12.57.□	25.64.□	25.64.□
Adsorber Cartridge Code (3)	-	-	-	-	25.64.AD□	25.64.AD□
<b>Principal Dimensions in mm</b>						
Diameter	36	36	36	36	50	50
Height	53	53	78	78	93.5	93.5
Weight, kg	0.02	0.02	0.02	0.02	0.1	0.1

#### Notes

(1) Material abbreviations, AL = Aluminium

(2) Replace the □ with the grade required, e.g. 12.32.5CK, 12.32.S20V, 12.32.T20

(3) Replace the □ with the type required, e.g. 25.64.AD01

# AO Series


## End of Line Filter Housing

<b>Materials</b>	<b>Aluminium &amp; SS</b>
<b>Ports</b>	<b>1/8" to 1/2"</b>
<b>Element</b>	<b>12.32.□ to 25.64.□</b>

The AO series filter housings are constructed from anodised aluminium with a stainless steel tie rod and are supplied with a range of connections.

The housings are suitable for gas and liquid end of line applications.

These housings have NPT ports as standard.



## Technical Specifications

Housing Model	AO110.101	AO110.209	AO120.101	AO120.209	AO210.201	AO210.209	AO230.201	AO230.209
Port Size	1/8" NPT	Ø 1/4" Spigot	1/8" NPT	Ø 1/4" Spigot	1/4" NPT	Ø 1/4" Spigot	1/4" NPT	Ø 1/4" Spigot
Maximum Temperature, °C	150	150	150	150	150	150	150	150
<b>Materials of Construction (1)</b>								
Head & Retainer	AL	AL	AL	AL	AL	AL	AL	AL
Tie Rod	SS	SS	SS	SS	SS	SS	SS	SS
Filter Elements Code (2)	12.32.□	12.32.□	12.57.□	12.57.□	25.64.□	25.64.□	25.178.□	25.178.□
Adsorber Cartridge Code (3)	-	-	-	-	25.64.AD□	25.64.AD□	25.178.AD□	25.178.AD□
<b>Principal Dimensions in mm</b>								
Diameter	19	19	19	19	36	36	36	36
Height	50	50	75	75	91	91	205	205
Weight, kg	0.02	0.02	0.02	0.02	0.05	0.05	0.1	0.1

### Notes

- (1) Material abbreviations, AL = Aluminium, SS = Stainless Steel
- (2) Replace the □ with the grade required, e.g. 12.32.5CK, 12.32.S20V, 12.32.T20
- (3) Replace the □ with the type required, e.g. 25.64.AD01

<b>Materials</b>	<b>Aluminium &amp; Polymide</b>
<b>Pressure</b>	<b>10 Bar</b>
<b>Ports</b>	<b>1/8" &amp; 1/4"</b>
<b>Element</b>	<b>12.32.□</b>

RAN112 series filter regulator housings are specified for 1/8" & 1/4" line size applications and have a filter element integrated into the regulator.

The housings are constructed from aluminium and polymide with a plastic bonnet. The regulators can be supplied as relieving or non-relieving and the suffix .R or .NR should be used after the part number.

Springs can be supplied for 0-2, 0-4 and 0-8 Bar, see table below for part number suffix.

Standard housings have NPT ports and Viton seals.



## Technical Specifications

Housing Model	RAN112.101	RAN112.111	RAN112.161	RAN112.201	RAN112.211	RAN112.261
Port Size	1/8" NPT	1/8" NPT	1/8" NPT	1/4" NPT	1/4" NPT	1/4" NPT
Drain Port	None	1/8" NPT	Manual	None	1/8" NPT	Manual
Maximum Inlet Pressure, Bar	10	10	10	10	10	10
Maximum Temperature, °C	50	50	50	50	50	50
<b>Materials of Construction (1)</b>						
Body	AL & PA	AL & PA	AL & PA	AL & PA	AL & PA	AL & PA
Bonnet	Plastic	Plastic	Plastic	Plastic	Plastic	Plastic
Seal & Diaphragm	Viton	Viton	Viton	Viton	Viton	Viton
Other Internal Parts	Plastic	Plastic	Plastic	Plastic	Plastic	Plastic
Filter Element Code (2)	12.32.□	12.32.□	12.32.□	12.32.□	12.32.□	12.32.□
<b>Principal Dimensions in mm</b>						
Diameter	40	40	40	40	40	40
Height	161	161	174	161	161	174
Weight, kg	0.15	0.15	0.15	0.15	0.15	0.15
<b>Type Suffix (3)</b>						
Relieving	.R	.R	.R	.R	.R	.R
Non-relieving	.NR	.NR	.NR	.NR	.NR	.NR
<b>Spring Suffix (4)</b>						
0-2 Bar	.30	.30	.30	.30	.30	.30
0-4 Bar	.60	.60	.60	.60	.60	.60
0-8 Bar	.120	.120	.120	.120	.120	.120
<b>Accessories</b>						
Mounting Bracket	MB.RSP10	MB.RSP10	MB.RSP10	MB.RSP10	MB.RSP10	MB.RSP10
Pressure Gauge (4)	SPRGA10	SPRGA10	SPRGA10	SPRGA10	SPRGA10	SPRGA10

### Notes

- (1) Material abbreviations, AL = Aluminium, PA = Polymide
- (2) Replace the □ with the grade required, e.g. 12.32.5K, 12.32.S10V
- (3) Add suffix for Relieving or Non-relieving types and for the spring type, (e.g. RAN112.101.N.120)
- (4) Add suffix for pressure range, (e.g. PRGA10.120)

**Materials**      **Aluminium**  
**Pressure**      **17 Bar**  
**Ports**           **1/8" & 1/4"**  
**Element**        **12.32.□**

RAA113 series filter regulator housings are specified for 1/8" & 1/4" line size applications and have a filter element integrated into the regulator.

The housings are constructed from aluminium with a plastic bonnet. The regulators can be supplied as relieving or non-relieving and the suffix .R or .NR should be used after the part number.

Springs can be supplied for 0-2, 0-4 and 0-8 Bar, see table below for part number suffix.

Standard housings have NPT ports and Viton seals.



## Technical Specifications

Housing Model	RAA113.101	RAA113.111	RAA113.161	RAA113.201	RAA113.211	RAA113.261
Port Size	1/8" NPT	1/8" NPT	1/8" NPT	1/4" NPT	1/4" NPT	1/4" NPT
Drain Port	None	1/8" NPT	Manual	None	1/8" NPT	Manual
Maximum Inlet Pressure, Bar	17	17	17	17	17	17
Maximum Temperature, °C	60	60	60	60	60	60
<b>Materials of Construction (1)</b>						
Body	AL	AL	AL	AL	AL	AL
Bonnet	Plastic	Plastic	Plastic	Plastic	Plastic	Plastic
Seal & Diaphragm	Viton	Viton	Viton	Viton	Viton	Viton
Other Internal Parts	Plastic	Plastic	Plastic	Plastic	Plastic	Plastic
Filter Element Code (2)	12.32.□	12.32.□	12.32.□	12.32.□	12.32.□	12.32.□
<b>Principal Dimensions in mm</b>						
Diameter	40	40	40	40	40	40
Height	162	162	175	162	162	175
Weight, kg	0.20	0.20	0.20	0.20	0.20	0.20
<b>Type Suffix (3)</b>						
Relieving	.R	.R	.R	.R	.R	.R
Non-relieving	.NR	.NR	.NR	.NR	.NR	.NR
<b>Spring Suffix (4)</b>						
0-2 Bar	.30	.30	.30	.30	.30	.30
0-4 Bar	.60	.60	.60	.60	.60	.60
0-8 Bar	.120	.120	.120	.120	.120	.120
<b>Accessories</b>						
Mounting Bracket	MB.RSP10	MB.RSP10	MB.RSP10	MB.RSP10	MB.RSP10	MB.RSP10
Pressure Gauge (4)	SPRGA10	SPRGA10	SPRGA10	SPRGA10	SPRGA10	SPRGA10

### Notes

- (1) Material abbreviations, AL = Aluminium
- (2) Replace the □ with the grade required, e.g. 12.32.5K, 12.32.S10V
- (3) Add suffix for Relieving or Non-relieving types and for the spring type, (e.g. RAA113.261.N.120)
- (4) Add suffix for pressure range, (e.g. PRGA10.120)

<b>Materials</b>	<b>Aluminium &amp; Polymide</b>
<b>Pressure</b>	<b>10 Bar</b>
<b>Ports</b>	<b>1/8" &amp; 1/4"</b>
<b>Element</b>	<b>12.57.□</b>

RAN122 series filter regulator housings are specified for 1/8" & 1/4" line size applications and have a filter element integrated into the regulator.

The housings are constructed from aluminium and polymide with a plastic bonnet. The regulators can be supplied as relieving or non-relieving and the suffix .R or .NR should be used after the part number.

Springs can be supplied for 0-2, 0-4 and 0-8 Bar, see table below for part number suffix.

Standard housings have NPT ports and Viton seals.



## Technical Specifications

Housing Model	RAN122.101	RAN122.111	RAN122.161	RAN122.201	RAN122.211	RAN122.261
Port Size	1/8" NPT	1/8" NPT	1/8" NPT	1/4" NPT	1/4" NPT	1/4" NPT
Drain Port	None	1/8" NPT	Manual	None	1/8" NPT	Manual
Maximum Inlet Pressure, Bar	10	10	10	10	10	10
Maximum Temperature, °C	50	50	50	50	50	50
<b>Materials of Construction (1)</b>						
Body	AL & PA	AL & PA	AL & PA	AL & PA	AL & PA	AL & PA
Bonnet	Plastic	Plastic	Plastic	Plastic	Plastic	Plastic
Seal & Diaphragm	Viton	Viton	Viton	Viton	Viton	Viton
Other Internal Parts	Plastic	Plastic	Plastic	Plastic	Plastic	Plastic
Filter Element Code (2)	12.57.□	12.57.□	12.57.□	12.57.□	12.57.□	12.57.□
<b>Principal Dimensions in mm</b>						
Diameter	40	40	40	40	40	40
Height	177	177	190	177	177	190
Weight, kg	0.15	0.15	0.15	0.15	0.15	0.15
<b>Type Suffix (3)</b>						
Relieving	.R	.R	.R	.R	.R	.R
Non-relieving	.NR	.NR	.NR	.NR	.NR	.NR
<b>Spring Suffix (4)</b>						
0-2 Bar	.30	.30	.30	.30	.30	.30
0-4 Bar	.60	.60	.60	.60	.60	.60
0-8 Bar	.120	.120	.120	.120	.120	.120
<b>Accessories</b>						
Mounting Bracket	MB.RSP10	MB.RSP10	MB.RSP10	MB.RSP10	MB.RSP10	MB.RSP10
Pressure Gauge (4)	SPRGA10	SPRGA10	SPRGA10	SPRGA10	SPRGA10	SPRGA10

### Notes

- (1) Material abbreviations, AL = Aluminium, PA = Polymide
- (2) Replace the □ with the grade required, e.g. 12.57.5K, 12.57.S10V
- (3) Add suffix for Relieving or Non-relieving types and for the spring type, (e.g. RAN122.261.N.120)
- (4) Add suffix for pressure range, (e.g. PRGA10.120)

**Materials**      **Aluminium**  
**Pressure**      **17 Bar**  
**Ports**           **1/8" & 1/4"**  
**Element**        **12.57.□**

RAA123 series filter regulator housings are specified for 1/8" & 1/4" line size applications and have a filter element integrated into the regulator.

The housings are constructed from aluminium with a plastic bonnet. The regulators can be supplied as relieving or non-relieving and the suffix .R or .NR should be used after the part number.

Springs can be supplied for 0-2, 0-4 and 0-8 Bar, see table below for part number suffix.

Standard housings have NPT ports and Viton seals.



## Technical Specifications

Housing Model	RAA123.101	RAA123.111	RAA123.161	RAA123.201	RAA123.211	RAA123.261
Port Size	1/8" NPT	1/8" NPT	1/8" NPT	1/4" NPT	1/4" NPT	1/4" NPT
Drain Port	None	1/8" NPT	Manual	None	1/8" NPT	Manual
Maximum Inlet Pressure, Bar	17	17	17	17	17	17
Maximum Temperature, °C	60	60	60	60	60	60
<b>Materials of Construction (1)</b>						
Body	AL	AL	AL	AL	AL	AL
Bonnet	Plastic	Plastic	Plastic	Plastic	Plastic	Plastic
Seal & Diaphragm	Viton	Viton	Viton	Viton	Viton	Viton
Other Internal Parts	Plastic	Plastic	Plastic	Plastic	Plastic	Plastic
Filter Element Code (2)	12.57.□	12.57.□	12.57.□	12.57.□	12.57.□	12.57.□
<b>Principal Dimensions in mm</b>						
Diameter	40	40	40	40	40	40
Height	179	179	192	179	179	192
Weight, kg	0.20	0.20	0.20	0.20	0.20	0.20
<b>Type Suffix (3)</b>						
Relieving	.R	.R	.R	.R	.R	.R
Non-relieving	.NR	.NR	.NR	.NR	.NR	.NR
<b>Spring Suffix (4)</b>						
0-2 Bar	.30	.30	.30	.30	.30	.30
0-4 Bar	.60	.60	.60	.60	.60	.60
0-8 Bar	.120	.120	.120	.120	.120	.120
<b>Accessories</b>						
Mounting Bracket	MB.RSP10	MB.RSP10	MB.RSP10	MB.RSP10	MB.RSP10	MB.RSP10
Pressure Gauge (4)	SPRGA10	SPRGA10	SPRGA10	SPRGA10	SPRGA10	SPRGA10

### Notes

- (1) Material abbreviations, AL = Aluminium
- (2) Replace the □ with the grade required, e.g. 12.57.5K, 12.57.S10V
- (3) Add suffix for Relieving or Non-relieving types and for the spring type, (e.g. RAA123.261.N.120)
- (4) Add suffix for pressure range, (e.g. PRGA10.120)

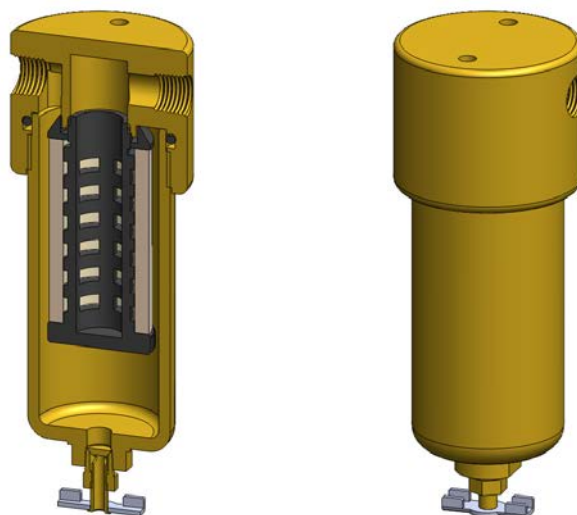


**Materials** Brass  
**Pressure** 17 Bar  
**Ports** 1/4" or 1/2"  
**Element** 25.64.□

BB213 series filter housings have a head and bowl machined from solid brass bar with polyamide internals.

They are supplied with 1/4" or 1/2" ports with a range of drain options including a manual twist drain. These housings are suitable for compressed air systems and general filtration applications.

Standard housings have NPT ports and Viton seals. Other seal types are available as an option. BSPT and BSPP port types are also available.



## Technical Specifications

Housing Model	BB213.201	BB213.211	BB213.261	BB213.401	BB213.411	BB213.461
Port Size	1/4" NPT	1/4" NPT	1/4" NPT	1/2" NPT	1/2" NPT	1/2" NPT
Drain	None	1/8" NPT	Manual	None	1/8" NPT	Manual
Maximum Pressure, Bar	17	17	17	17	17	17
Maximum Temperature, °C	120	120	120	120	120	120
<b>Materials of Construction (1)</b>						
Head & Bowl	Brass	Brass	Brass	Brass	Brass	Brass
Internals	PA	PA	PA	PA	PA	PA
Seal (2)	Viton	Viton	Viton	Viton	Viton	Viton
Filter Element Code (3)	25.64.□	25.64.□	25.64.□	25.64.□	25.64.□	25.64.□
Adsorber Cartridge Code (4)	25.64.AT□	25.64.AT□	25.64.AT□	25.64.AT□	25.64.AT□	25.64.AT□
<b>Principal Dimensions in mm</b>						
Diameter	62	62	62	62	62	62
Height	149	149	162	149	149	162
Volume, cc	150	150	150	150	150	150
Weight, kg	1.5	1.5	1.5	1.5	1.5	1.5
<b>Accessories</b>						
Mounting Bracket	MB.SS21	MB.SS21	MB.SS21	MB.SS21	MB.SS21	MB.SS21

### Notes

(1) Material abbreviations, PA = Polyamide

(2) Add suffix for other seal types, Chemraz = .C, Nitrile = .N, Kalrez = .K, EPDM = .E, Silicone = .S, (e.g. BB213.201.E)

(3) Replace the □ with the grade required, e.g. 25.64.5CK, 25.64.S20V, 25.64.T20


(4) Replace the □ with the type required, e.g. 25.64.AT01

<b>Materials</b>	<b>PTFE</b>
<b>Pressure</b>	<b>7 Bar</b>
<b>Ports</b>	<b>1/8" or 1/4"</b>
<b>Element</b>	<b>12.32.□</b>

FF111 series filter housings are specified for 1/8" & 1/4" line size applications where a PTFE material is required. FF121 series housings should be considered for applications where a longer service life is needed.

Standard housings have NPT ports and a Viton seal. Other seal types are available as an option. BSPT and BSPP port types are also available.

Due to the nature of PTFE, the housings are fitted with a 316L stainless steel collar on the outside of the head.



## Technical Specifications

Housing Model	FF111.101	FF111.111	FF111.201	FF111.221
Port Size	1/8" NPT	1/8" NPT	1/4" NPT	1/4" NPT
Drain	None	1/8" NPT	None	1/4" NPT
Maximum Pressure, Bar	7	7	7	7
Maximum Temperature, °C	150	150	150	150
<b>Materials of Construction (1)</b>				
Head, Bowl & Internals	PTFE	PTFE	PTFE	PTFE
Seal (2)	Viton	Viton	Viton	Viton
Filter Element Code (3)	12.32.□	12.32.□	12.32.□	12.32.□
Adsorber Cartridge Code (4)	12.32.AT□	12.32.AT□	12.32.AT□	12.32.AT□
<b>Principal Dimensions in mm</b>				
Diameter	40	40	40	40
Height	80.5	80.5	80.5	80.5
Volume, cc	25	25	25	25
Weight, kg	0.12	0.12	0.12	0.12
<b>Accessories</b>				
Mounting Bracket	MB.SS11	MB.SS11	MB.SS11	MB.SS11

### Notes

(1) Material abbreviations, PTFE = Polytetrafluoroethane

(2) Add suffix for other seal types, PTFE = .T, Chemraz = .C, Nitrile = .N, Kalrez = .K, EPDM = .E, Silicone = .S, (e.g. FF111.221.T)

(3) Replace the □ with the grade required, e.g. 12.32.5CK, 12.32.T20

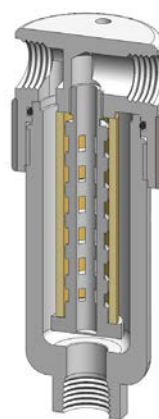
(4) Replace the □ with the type required, e.g. 12.32.AT01

**Materials** PTFE  
**Pressure** 7 Bar  
**Ports** 1/8" or 1/4"  
**Element** 12.57.□

FF121 series filter housings are specified for 1/8" & 1/4" line size applications where a PTFE material is required. FF111 series housings should be considered for applications where the response time is critical.

Standard housings have NPT ports and a Viton seal. Other seal types are available as an option. BSPT and BSPP port types are also available.

Due to the nature of PTFE, the housings are fitted with a 316L stainless steel collar on the outside of the head.



## Technical Specifications

Housing Model	FF121.101	FF121.111	FF121.201	FF121.221
Port Size	1/8" NPT	1/8" NPT	1/4" NPT	1/4" NPT
Drain	None	1/8" NPT	None	1/4" NPT
Maximum Pressure, Bar	7	7	7	7
Maximum Temperature, °C	150	150	150	150
<b>Materials of Construction (1)</b>				
Head, Bowl & Internals	PTFE	PTFE	PTFE	PTFE
Seal (2)	Viton	Viton	Viton	Viton
Filter Element Code (3)	12.57.□	12.57.□	12.57.□	12.57.□
Adsorber Cartridge Code (4)	12.57.AT□	12.57.AT□	12.57.AT□	12.57.AT□
<b>Principal Dimensions in mm</b>				
Diameter	40	40	40	40
Height	105.5	105.5	105.5	105.5
Volume, cc	35	35	35	35
Weight, kg	0.12	0.12	0.12	0.12
<b>Accessories</b>				
Mounting Bracket	MB.SS11	MB.SS11	MB.SS11	MB.SS11

### Notes

(1) Material abbreviations, PTFE = Polytetrafluoroethane

(2) Add suffix for other seal types, PTFE = .T, Chemraz = .C, Nitrile = N, Kalrez = .K, EPDM = .E, Silicone = .S, (e.g. FF121.221.T)

(3) Replace the □ with the grade required, e.g. 12.57.5CK, 12.57.T20

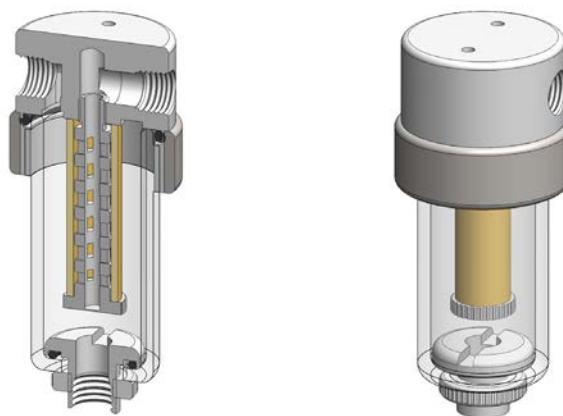
(4) Replace the □ with the type required, e.g. 12.57.AT01

<b>Materials</b>	<b>PTFE &amp; Pyrex Glass</b>
<b>Pressure</b>	<b>7 Bar</b>
<b>Ports</b>	<b>1/8" or 1/4"</b>
<b>Element</b>	<b>12.57.□</b>

FG121 series filter housings are constructed from PTFE, but uses a Pyrex glass bowl so that the element can be monitored. They are specified for 1/8" & 1/4" line size applications.

Standard housings have NPT ports and a Viton seal. Other seal types are available as an option. BSPT and BSPP port types are also available.

Due to the nature of PTFE, the housings are fitted with a 316L stainless steel collar on the outside of the head.



## Technical Specifications

Housing Model	FG121.101	FG121.111	FG121.201	FG121.221
Port Size	1/8" NPT	1/8" NPT	1/4" NPT	1/4" NPT
Drain	None	1/8" NPT	None	1/4" NPT
Maximum Pressure, Bar	7	7	7	7
Maximum Temperature, °C	100	100	100	100
<b>Materials of Construction (1)</b>				
Head & Internals	PTFE	PTFE	PTFE	PTFE
Bowl	Pyrex Glass	Pyrex Glass	Pyrex Glass	Pyrex Glass
Seals (2)	Viton	Viton	Viton	Viton
Filter Element Code (3)	12.57.□	12.57.□	12.57.□	12.57.□
Adsorber Cartridge Code (4)	12.57.AT□	12.57.AT□	12.57.AT□	12.57.AT□
<b>Principal Dimensions in mm</b>				
Diameter	50	50	50	50
Height	120	120	120	120
Volume, cc	63	63	63	63
Weight, kg	0.12	0.12	0.12	0.12
<b>Accessories</b>				
Mounting Bracket	MB.SS11	MB.SS11	MB.SS11	MB.SS11

### Notes

(1) Material abbreviations, PTFE = Polytetrafluoroethane

(2) Add suffix for other seal types, PTFE = .T, Chemraz = .C, Nitrile = N, Kalrez = .K, EPDM = .E, Silicone = .S, (e.g. FG121.221.T)

(3) Replace the □ with the grade required, e.g. 12.57.5CK, 12.57.T20

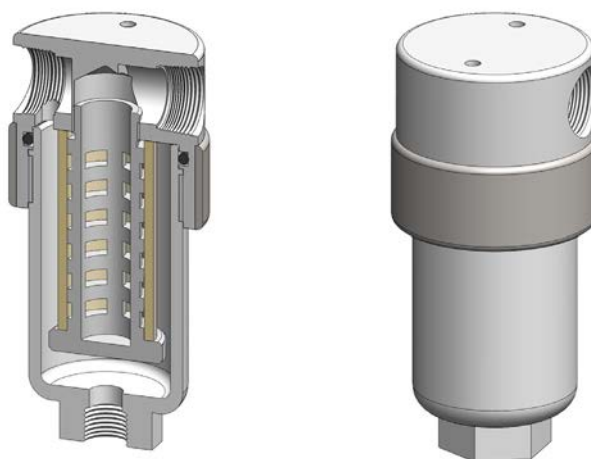
(4) Replace the □ with the type required, e.g. 12.57.AT01

<b>Materials</b>	<b>PTFE</b>
<b>Pressure</b>	<b>7 Bar</b>
<b>Ports</b>	<b>1/4" or 1/2"</b>
<b>Element</b>	<b>25.64.□</b>

FF211 series filter housings are specified for 1/4" & 1/2" line size applications where a PTFE material is required. FF111 or FF121 series housings should be considered for applications where response time is important. Where a longer service time is required the larger FF231 series housings are available.

Standard housings have NPT ports and a Viton seal. Other seal types are available as an option. BSPT and BSPP port types are also available.

Due to the nature of PTFE, the housings are fitted with a 316L stainless steel collar on the outside of the head.



## Technical Specifications

Housing Model	FF211.201	FF211.221	FF211.401	FF211.421
Port Size	1/4" NPT	1/4" NPT	1/2" NPT	1/2" NPT
Drain	None	1/4" NPT	None	1/4" NPT
Maximum Pressure, Bar	7	7	7	7
Maximum Temperature, °C	150	150	150	150
<b>Materials of Construction (1)</b>				
Head, Bowl & Internals	PTFE	PTFE	PTFE	PTFE
Seal (2)	Viton	Viton	Viton	Viton
Filter Element Code (3)	25.64.□	25.64.□	25.64.□	25.64.□
Adsorber Cartridge Code (4)	25.64.AT□	25.64.AT□	25.64.AT□	25.64.AT□
<b>Principal Dimensions in mm</b>				
Diameter	60	60	60	60
Height	128.5	128.5	128.5	128.5
Volume, cc	90	90	90	90
Weight, kg	0.47	0.47	0.47	0.47
<b>Accessories</b>				
Mounting Bracket	MB.SS21	MB.SS21	MB.SS21	MB.SS21

### Notes

(1) Material abbreviations, PTFE = Polytetrafluoroethane

(2) Add suffix for other seal types, PTFE = .T, Chemraz = .C, Nitrile = .N, Kalrez = .K, EPDM = .E, Silicone = .S, (e.g. FF211.221.T)

(3) Replace the □ with the grade required, e.g. 25.64.5CK, 25.64.T20

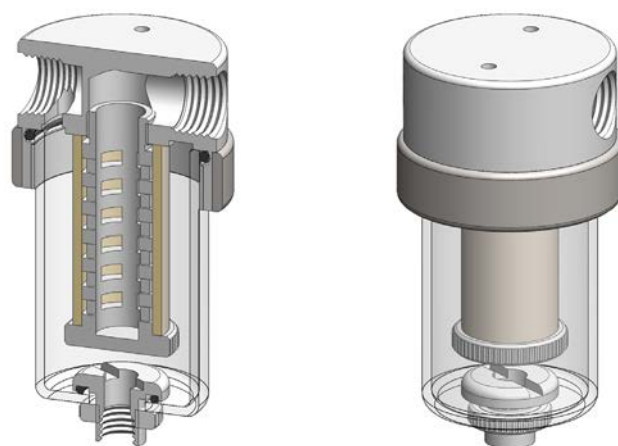
(4) Replace the □ with the type required, e.g. 25.64.AT01

<b>Materials</b>	<b>PTFE &amp; Pyrex Glass</b>
<b>Pressure</b>	<b>7 Bar</b>
<b>Ports</b>	<b>1/4" or 1/2"</b>
<b>Element</b>	<b>25.64.□</b>

FG211 series filter housings are constructed from PTFE, but uses a Pyrex glass bowl so that the element can be monitored. They are specified for 1/4" & 1/2" line size applications.

Standard housings have NPT ports and a Viton seal. Other seal types are available as an option. BSPT and BSPP port types are also available.

Due to the nature of PTFE, the housings are fitted with a 316L stainless steel collar on the outside of the head.



## Technical Specifications

Housing Model	FG211.201	FG211.221	FG211.401	FG211.421
Port Size	1/4" NPT	1/4" NPT	1/2" NPT	1/2" NPT
Drain	None	1/4" NPT	None	1/4" NPT
Maximum Pressure, Bar	7	7	7	7
Maximum Temperature, °C	100	100	100	100
<b>Materials of Construction (1)</b>				
Head & Internals	PTFE	PTFE	PTFE	PTFE
Bowl	Pyrex Glass	Pyrex Glass	Pyrex Glass	Pyrex Glass
Seals (2)	Viton	Viton	Viton	Viton
Filter Element Code (3)	25.64.□	25.64.□	25.64.□	25.64.□
Adsorber Cartridge Code (4)	25.64.AT□	25.64.AT□	25.64.AT□	25.64.AT□
<b>Principal Dimensions in mm</b>				
Diameter	68	68	68	68
Height	132	132	132	132
Volume, cc	115	115	115	115
Weight, kg	0.53	0.53	0.53	0.53
<b>Accessories</b>				
Mounting Bracket	MB.SS21	MB.SS21	MB.SS21	MB.SS21

### Notes

(1) Material abbreviations, PTFE = Polytetrafluoroethane

(2) Add suffix for other seal types, PTFE = .T, Chemraz = .C, Nitrile = N, Kalrez = .K, EPDM = .E, Silicone = .S, (e.g. FG211.221.T)

(3) Replace the □ with the grade required, e.g. 25.64.5CK, 25.64.T20

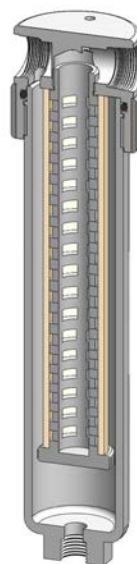
(4) Replace the □ with the type required, e.g. 25.64.AT01

<b>Materials</b>	<b>PTFE</b>
<b>Pressure</b>	<b>7 Bar</b>
<b>Ports</b>	<b>1/4" or 1/2"</b>
<b>Element</b>	<b>25.178.□</b>

The FF231 series filter housings are specified for high flow 1/4" & 1/2" line size applications where a PTFE material is required. FF111, FF121 or FF211 series housings should be considered for applications where response time is important or flow rates are lower.

Standard housings have NPT ports and a Viton seal. Other seal types are available as an option. BSPT and BSPP port types are also available.

Due to the nature of PTFE, the housings are fitted with a 316L stainless steel collar on the outside of the head.



## Technical Specifications

Housing Model	FF231.201	FF231.221	FF231.401	FF231.421
Port Size	1/4" NPT	1/4" NPT	1/2" NPT	1/2" NPT
Drain	None	1/4" NPT	None	1/4" NPT
Maximum Pressure, Bar	7	7	7	7
Maximum Temperature, °C	150	150	150	150
<b>Materials of Construction (1)</b>				
Head, Bowl & Internals	PTFE	PTFE	PTFE	PTFE
Seal (2)	Viton	Viton	Viton	Viton
Filter Element Code (3)	25.178.□	25.178.□	25.178.□	25.178.□
Adsorber Cartridge Code (4)	25.178.AT□	25.178.AT□	25.178.AT□	25.178.AT□
<b>Principal Dimensions in mm</b>				
Diameter	60	60	60	60
Height	263	263	263	263
Volume, cc	260	260	260	260
Weight, kg	0.7	0.7	0.7	0.7
<b>Accessories</b>				
Mounting Bracket	MB.SS21	MB.SS21	MB.SS21	MB.SS21

### Notes

(1) Material abbreviations, PTFE = Polytetrafluoroethane

(2) Add suffix for other seal types, PTFE = .T, Chemraz = .C, Nitrile = .N, Kalrez = .K, EPDM = .E, Silicone = .S, (e.g. FF231.221.T)

(3) Replace the □ with the grade required, e.g. 25.178.SCK, 25.178.T20


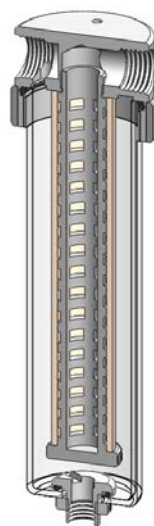
(4) Replace the □ with the type required, e.g. 25.178.AT01

<b>Materials</b>	<b>PTFE &amp; Pyrex Glass</b>
<b>Pressure</b>	<b>7 Bar</b>
<b>Ports</b>	<b>1/4" or 1/2"</b>
<b>Element</b>	<b>25.178.□</b>

FG231 series filter housings are constructed from PTFE, but uses a Pyrex glass bowl so that the element can be monitored. They are specified for 1/4" & 1/2" line size applications.

Standard housings have NPT ports and a Viton seal. Other seal types are available as an option. BSPT and BSPP port types are also available.

Due to the nature of PTFE, the housings are fitted with a 316L stainless steel collar on the outside of the head.



## Technical Specifications

Housing Model	FG231.201	FG231.221	FG231.401	FG231.421
Port Size	1/4" NPT	1/4" NPT	1/2" NPT	1/2" NPT
Drain	None	1/4" NPT	None	1/4" NPT
Maximum Pressure, Bar	7	7	7	7
Maximum Temperature, °C	100	100	100	100
<b>Materials of Construction (1)</b>				
Head & Internals	PTFE	PTFE	PTFE	PTFE
Bowl	Pyrex Glass	Pyrex Glass	Pyrex Glass	Pyrex Glass
Seals (2)	Viton	Viton	Viton	Viton
Filter Element Code (3)	25.178.□	25.178.□	25.178.□	25.178.□
Adsorber Cartridge Code (4)	25.178.AT□	25.178.AT□	25.178.AT□	25.178.AT□
<b>Principal Dimensions in mm</b>				
Diameter	68	68	68	68
Height	246	246	246	246
Volume, cc	260	260	260	260
Weight, kg	0.70	0.70	0.70	0.70
<b>Accessories</b>				
Mounting Bracket	MB.SS21	MB.SS21	MB.SS21	MB.SS21

### Notes

- (1) Material abbreviations, PTFE = Polytetrafluoroethane
- (2) Add suffix for other seal types, PTFE = .T, Chemraz = .C, Nitrile = N, Kalrez = .K, EPDM = .E, Silicone = .S, (e.g. FG231.221.T)
- (3) Replace the □ with the grade required, e.g. 25.178.SCK, 25.178.T20
- (4) Replace the □ with the type required, e.g. 25.178.AT01



# NN112

## Polyamide Filter Housing

**Materials** Polyamide  
**Pressure** 10 Bar  
**Ports** 1/8" or 1/4"  
**Element** 12.32.□

NN112 series filter housings are constructed entirely from polyamide - the bowl uses a clear polyamide. They are supplied with 1/8" or 1/4" ports and a range of drain options. These housings are suitable for compressed air systems and general filtration applications.

Standard housings have NPT ports and Viton seals. Other seal types are available as an option. BSPT and BSPP port types are also available.



### Technical Specifications

Housing Model	NN112.101	NN112.111	NN112.161	NN112.201	NN112.211	NN112.261
Port Size	1/8" NPT	1/8" NPT	1/8" NPT	1/4" NPT	1/4" NPT	1/4" NPT
Drain	None	1/8" NPT	Manual	None	1/8" NPT	Manual
Maximum Pressure, Bar	10	10	10	10	10	10
Maximum Temperature, °C	50	50	50	50	50	50
<b>Materials of Construction (1)</b>						
Head, Bowl & Internals	PA	PA	PA	PA	PA	PA
Seals (2)	Viton	Viton	Viton	Viton	Viton	Viton
Filter Element Code (3)	12.32.□	12.32.□	12.32.□	12.32.□	12.32.□	12.32.□
Adsorber Cartridge Code (4)	12.32.AT□	12.32.AT□	12.32.AT□	12.32.AT□	12.32.AT□	12.32.AT□
<b>Principal Dimensions in mm</b>						
Diameter	45	45	45	45	45	45
Height	96.5	96.5	111	96.5	96.5	111
Volume, cc	45	45	45	45	45	45
Weight, kg	0.04	0.04	0.04	0.04	0.04	0.04
<b>Accessories</b>						
Mounting Bracket	MB.SS11	MB.SS11	MB.SS11	MB.SS11	MB.SS11	MB.SS11

#### Notes

(1) Material abbreviations, PA = Polyamide

(2) Add suffix for other seal types, Chemraz = .C, Nitrile = N, Kalrez = K, EPDM = .E, Silicone = .S, (e.g. NN112.221.E)

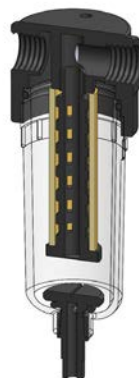
(3) Replace the □ with the grade required, e.g. 12.32.5CK, 12.32.T20

(4) Replace the □ with the type required, e.g. 12.32.AT01

**Materials** Polyamide  
**Pressure** 10 Bar  
**Ports** 1/8" or 1/4"  
**Element** 12.57.□

NN122 series filter housings are constructed entirely from polyamide - the bowl uses a clear polyamide. They are supplied with 1/8" or 1/4" ports and a range of drain options. These housings are suitable for compressed air systems and general filtration applications.

Standard housings have NPT ports and Viton seals. Other seal types are available as an option. BSPT and BSPP port types are also available.



## Technical Specifications

Housing Model	NN122.101	NN122.111	NN122.161	NN122.201	NN122.211	NN122.261
Port Size	1/8" NPT	1/8" NPT	1/8" NPT	1/4" NPT	1/4" NPT	1/4" NPT
Drain	None	1/8" NPT	Manual	None	1/8" NPT	Manual
Maximum Pressure, Bar	10	10	10	10	10	10
Maximum Temperature, °C	50	50	50	50	50	50
<b>Materials of Construction (1)</b>						
Head, Bowl & Internals	PA	PA	PA	PA	PA	PA
Seals (2)	Viton	Viton	Viton	Viton	Viton	Viton
Filter Element Code (3)	12.57.□	12.57.□	12.57.□	12.57.□	12.57.□	12.57.□
Adsorber Cartridge Code (4)	12.57.AT□	12.57.AT□	12.57.AT□	12.57.AT□	12.57.AT□	12.57.AT□
<b>Principal Dimensions in mm</b>						
Diameter	45	45	45	45	45	45
Height	113	113	127	113	113	127
Volume, cc	55	55	55	55	55	55
Weight, kg	0.05	0.05	0.05	0.05	0.05	0.05
<b>Accessories</b>						
Mounting Bracket	MB.SS11	MB.SS11	MB.SS11	MB.SS11	MB.SS11	MB.SS11

### Notes

(1) Material abbreviations, PA = Polyamide

(2) Add suffix for other seal types, Chemraz = .C, Nitrile = N, Kalrez = K, EPDM = .E, Silicone = .S, (e.g. NN122.221.E)

(3) Replace the □ with the grade required, e.g. 12.57.5CK, 12.57.T20

(4) Replace the □ with the type required, e.g. 12.57.AT01

# NN122.F

## Float Valve Housing

**Materials** Polyamide  
**Pressure** 10 Bar  
**Ports** 1/8" or 1/4"

NN122.F series float valve housings are based on our standard NN122 series and have a float valve to shut off the flow when collected liquids reach a certain level.

Float Valve housings are an essential filtration tool when gas is being drawn to an analyser or other instrument, preventing the carry-over of bulk liquids. Normally these are used after a coalescing filter housing as a safety device.

Special and custom housings can also be supplied with internal arrangements to suit specific applications.



## Technical Specifications

Housing Model	NN122.101.F	NN122.111.F	NN122.161.F	NN122.201.F	NN122.211.F	NN122.261.F
Port Size	1/8" NPT	1/8" NPT	1/8" NPT	1/4" NPT	1/4" NPT	1/4" NPT
Drain	None	1/8" NPT	Manual	None	1/8" NPT	Manual
Maximum Pressure, Bar	10	10	10	10	10	10
Maximum Temperature, °C	50	50	50	50	50	50
<b>Materials of Construction (1)</b>						
Head, Bowl & Internals	PA	PA	PA	PA	PA	PA
Seals (2)	Viton	Viton	Viton	Viton	Viton	Viton
<b>Principal Dimensions in mm</b>						
Diameter	45	45	45	45	45	45
Height	113	113	127	113	113	127
Volume, cc	55	55	55	55	55	55
Weight, kg	0.05	0.05	0.05	0.05	0.05	0.05
<b>Accessories</b>						
Mounting Bracket	MB.SS11	MB.SS11	MB.SS11	MB.SS11	MB.SS11	MB.SS11

### Notes


(1) Material abbreviations, PA = Polyamide

(2) Add suffix for other seal types, Chemraz = .C, Nitrile = N, Kalrez = .K, EPDM = .E, Silicone = .S, (e.g. NN122.221.E.F)

<b>Materials</b>	<b>Polyamide</b>
<b>Pressure</b>	<b>7 Bar</b>
<b>Ports</b>	<b>Ø1/4" or 1/8" NPT</b>
<b>Element</b>	<b>12.57.□</b>

NL121 series filter housings are constructed entirely from polyamide - the bowl uses a clear polyamide. They are supplied with 1/8" NPT ports or push-on type spigots. These housings are designed for coalescing applications and are ideal for portable analysers.

Standard housings have a Viton seal. Other seal types are available as an option. BSPT and BSPP port types are also available.



## Technical Specifications

Housing Model	NL121.111	NL121.161	NL121.229	NL121.269
Port Size	1/8" NPT	1/8" NPT	Ø 1/4" Spigot	Ø 1/4" Spigot
Drain	1/8" NPT	Manual	Ø 1/4" Spigot	Manual
Maximum Pressure, Bar	7	7	7	7
Maximum Temperature, °C	50	50	50	50
<b>Materials of Construction (1)</b>				
Head, Bowl & Internals	PA	PA	PA	PA
Seals (2)	Viton	Viton	Viton	Viton
Filter Element Code (3)	12.57.□	12.57.□	12.57.□	12.57.□
<b>Principal Dimensions in mm</b>				
Diameter	45	45	45	45
Height	81	81	131	131
Volume, cc	55	55	55	55
Weight, kg	0.05	0.05	0.05	0.05

### Notes

(1) Material abbreviations, PA = Polyamide

(2) Add suffix for other seal types, Chemraz = .C, Nitrile = N, Kalrez = K, EPDM = .E, Silicone = .S, (e.g. NL121.111.E)

(3) Replace the □ with the grade required, e.g. 12.57.5CK, 12.57.T20

# NL141

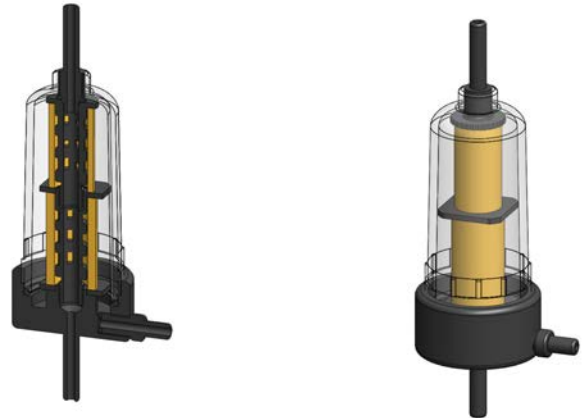
## Twin Polyamide Filter Housing

<b>Materials</b>	<b>Polyamide</b>
<b>Pressure</b>	<b>7 Bar</b>
<b>Ports</b>	<b>Ø1/4" or 1/8" NPT</b>
<b>Element</b>	<b>12.32.□ &amp; 12.35.□</b>

NL141 series filter housings are constructed entirely from polyamide - the bowl uses a clear polyamide. They are supplied with 1/8" NPT ports or push-on type spigots.

The twin-element design allows both a coalescing element and particulate element to be installed in a single housing making them ideal for portable analyser applications.

Standard housings have a Viton seal. Other seal types are available as an option. BSPT and BSPP port types are also available.



### Technical Specifications

Housing Model	NL141.111	NL141.269
Port Size	1/8" NPT	Ø 1/4" Spigot
Drain	1/8" NPT	Manual
Maximum Pressure, Bar	7	7
Maximum Temperature, °C	50	50
<b>Materials of Construction (1)</b>		
Head, Bowl & Internals	PA	PA
Seals (2)	Viton	Viton
Filter Element Code - 1st Stage (3)	12.32.□	12.32.□
Filter Element Code - 2nd Stage	12.35.□	12.35.□
<b>Principal Dimensions in mm</b>		
Diameter	45	45
Height	120	150
Volume, cc	55	55
Weight, kg	0.05	0.05

#### Notes

(1) Material abbreviations, PA = Polyamide

(2) Add suffix for other seal types, Chemraz = .C, Nitrile = N, Kalrez = .K, EPDM = .E, Silicone = .S, (e.g. NL141.111.E)

(3) Replace the □ with the grade required, e.g. 12.35.8CK, & 12.32.6K

# NT Series

## Twin Polyamide Filter Housing

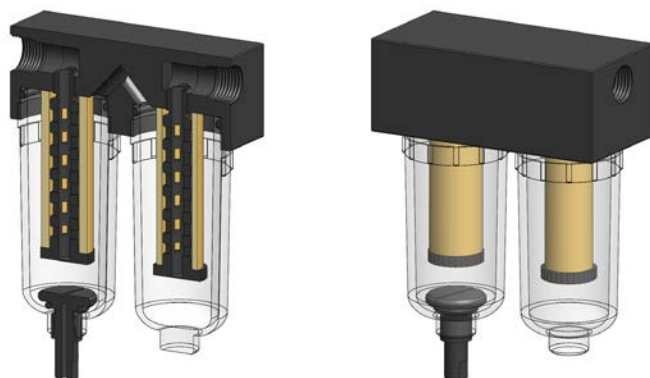
<b>Materials</b>	<b>Polyamide</b>
<b>Pressure</b>	<b>7 Bar</b>
<b>Ports</b>	<b>1/4"</b>
<b>Element</b>	<b>12.32.□ &amp; 12.57.□</b>

NT series twin filter housings have two elements and bowls fitted to a single head. The first stage is a pre-filter or coalescing element and the second stage a particulate element.

They are constructed entirely from polyamide and the bowls use a clear polyamide.

They are supplied with 1/4" ports and have a range of drain options. There are two mounting holes in the back face of the head for neat installation.

Standard housings have a Viton seal. Other seal types are available as an option. BSPT and BSPP port types are also available.



## Technical Specifications

Housing Model	NT1111.2601	NT1111.2101	NT1211.2601	NT1211.2101	NT1221.2601	NT1221.2101
Port Size	1/4" NPT	1/4" NPT	1/4" NPT	1/4" NPT	1/4" NPT	1/4" NPT
Drain - 1st Stage	Manual	1/8" NPT	Manual	1/8" NPT	Manual	1/8" NPT
Drain - 2nd Stage	None	None	None	None	None	None
Maximum Pressure, Bar	7	7	7	7	7	7
Maximum Temperature, °C	50	50	50	50	50	50
<b>Materials of Construction (1)</b>						
Head, Bowl & Internals	PA	PA	PA	PA	PA	PA
Seals (2)	Viton	Viton	Viton	Viton	Viton	Viton
Filter Element Code - 1st Stage (3)	12.32.□	12.32.□	12.57.□	12.57.□	12.57.□	12.57.□
Filter Element Code - 2nd Stage	12.32.□	12.32.□	12.32.□	12.32.□	12.57.□	12.57.□
<b>Principal Dimensions in mm</b>						
Length over ports	90	90	90	90	90	90
Height	80	80	95	95	95	95
Volume, cc	95	95	100	100	105	105
Weight, kg	0.2	0.2	0.2	0.2	0.2	0.2

### Notes

(1) Material abbreviations, PA = Polyamide

(2) Add suffix for other seal types, Chemraz = .C, Nitrile = N, Kalrez = .K, EPDM = .E, Silicone = .S, (e.g. NT1111.2101.E)

(3) Replace the □ with the grade required, e.g. 12.32.8CK & 12.32.6K

# NNS241

## Inverted Polyamide Filter Housing


<b>Materials</b>	<b>Polyamide</b>
<b>Pressure</b>	<b>7 Bar</b>
<b>Ports</b>	<b>1/8" &amp; 1/4"</b>
<b>Element</b>	<b>25.30.□ &amp; 25.35.□</b>

NNS filter housings are constructed from polyamide and the bowl also uses a clear polyamide.

The housings are fitted with a coalescing pre-filter and a particulate filter that are of different lengths making incorrect installation impossible. The short bowl gives a low internal volume for fast response times.

The housing is designed so the ports and drain connection are all arranged in the head. This means that the drain does not have to be disconnected to change the filter element.

Standard housings have NPT ports and Viton seals.



## Technical Specifications

Housing Model	NNS241.111	NNS241.211
Port Size	1/8" NPT	1/4" NPT
Drain	1/8" NPT	1/8" NPT
Maximum Pressure, Bar	7	7
Maximum Temperature, °C	50	50
<b>Materials of Construction (1)</b>		
Head, Bowl & Internals	PA	PA
Seals (2)	Viton	Viton
Filter Element Code - 1st Stage (3)	25.35.□	25.35.□
Filter Element Code - 2nd Stage	25.30.□	25.30.□
<b>Principal Dimensions in mm</b>		
Diameter	62	62
Height	108	108
Volume, cc	115	115
Weight, kg	0.2	0.2

### Notes

(1) Material abbreviations, PA = Polyamide

(2) Add suffix for other seal types, Chemraz = .C, Nitrile = N, Kalrez = .K, EPDM = .E, Silicone = .S, (e.g. NNS241.211.E)

(3) Replace the □ with the grade required, e.g. 25.35.8CK, 25.30.6K

**Materials** Polyamide  
**Pressure** 10 Bar  
**Ports** 1/4" or 1/2"  
**Element** 25.64.□

NN212 series filter housings are constructed entirely from polyamide - the bowl uses a clear polyamide. They are supplied with 1/8" or 1/4" ports and a range of drain options. These housings are suitable for compressed air systems and general filtration applications.

Standard housings have NPT ports and Viton seals. Other seal types are available as an option. BSPT and BSPP port types are also available.



## Technical Specifications

Housing Model	NN212.201	NN212.221	NN212.261	NN212.401	NN212.421	NN212.461
Port Size	1/4" NPT	1/4" NPT	1/4" NPT	1/2" NPT	1/2" NPT	1/2" NPT
Drain	None	1/4" NPT	Manual	None	1/4" NPT	Manual
Maximum Pressure, Bar	10	10	10	10	10	10
Maximum Temperature, °C	50	50	50	50	50	50
<b>Materials of Construction (1)</b>						
Head, Bowl & Internals	PA	PA	PA	PA	PA	PA
Seals (2)	Viton	Viton	Viton	Viton	Viton	Viton
Filter Element Code (3)	25.64.□	25.64.□	25.64.□	25.64.□	25.64.□	25.64.□
Adsorber Cartridge Code (4)	25.64.AT□	25.64.AT□	25.64.AT□	25.64.AT□	25.64.AT□	25.64.AT□
<b>Principal Dimensions in mm</b>						
Diameter	65	65	65	65	65	65
Height	147	147	159	147	147	159
Volume, cc	145	145	145	145	145	145
Weight, kg	0.2	0.2	0.2	0.2	0.2	0.2
<b>Accessories</b>						
Mounting Bracket	MB.SS21	MB.SS21	MB.SS21	MB.SS21	MB.SS21	MB.SS21

### Notes

(1) Material abbreviations, PA = Polyamide

(2) Add suffix for other seal types, Chemraz = .C, Nitrile = N, Kalrez = K, EPDM = .E, Silicone = .S, (e.g. NN212.221.E)

(3) Replace the □ with the grade required, e.g. 25.64.5CK, 25.64.T20

(4) Replace the □ with the type required, e.g. 25.64.AT01



**Materials** Polyamide  
**Pressure** 10 Bar  
**Ports** 1/4" or 1/2"

NN212.F series float valve housings are based on our standard NN212 series and have a float valve to shut off the flow when collected liquids reach a certain level.

Float Valve housings are an essential filtration tool when gas is being drawn to an analyser or other instrument, preventing the carry-over of bulk liquids. Normally these are used after a coalescing filter housing as a safety device.

Special and custom housings can also be supplied with internal arrangements to suit specific applications.



## Technical Specifications

Housing Model	NN212.201.F	NN212.221.F	NN212.261.F	NN212.401.F	NN212.421.F	NN212.461.F
Port Size	1/4" NPT	1/4" NPT	1/4" NPT	1/2" NPT	1/2" NPT	1/2" NPT
Drain	None	1/4" NPT	Manual	None	1/4" NPT	Manual
Maximum Pressure, Bar	10	10	10	10	10	10
Maximum Temperature, °C	50	50	50	50	50	50
<b>Materials of Construction (1)</b>						
Head, Bowl & Internals	PA	PA	PA	PA	PA	PA
Seals (2)	Viton	Viton	Viton	Viton	Viton	Viton
<b>Principal Dimensions in mm</b>						
Diameter	65	65	65	65	65	65
Height	147	147	159	147	147	159
Volume, cc	145	145	145	145	145	145
Weight, kg	0.2	0.2	0.2	0.2	0.2	0.2
<b>Accessories</b>						
Mounting Bracket	MB.SS21	MB.SS21	MB.SS21	MB.SS21	MB.SS21	MB.SS21

### Notes

(1) Material abbreviations, PA = Polyamide

(2) Add suffix for other seal types, Chemraz = .C, Nitrile = N, Kalrez = .K, EPDM = .E, Silicone = .S, (e.g. NN212.221.E.F)


# NN232

## Polyamide Filter Housing

**Materials** Polyamide  
**Pressure** 10 Bar  
**Ports** 1/4" or 1/2"  
**Element** 25.178.□

NN232 series filter housings are constructed entirely from polyamide - the bowl uses a clear polyamide. They are supplied with 1/8" or 1/4" ports and a range of drain options. These housings are suitable for compressed air systems and general filtration applications.

Standard housings have NPT ports and Viton seals. Other seal types are available as an option. BSPT and BSPP port types are also available.



### Technical Specifications

Housing Model	NN232.201	NN232.221	NN232.261	NN232.401	NN232.421	NN232.461
Port Size	1/4" NPT	1/4" NPT	1/4" NPT	1/2" NPT	1/2" NPT	1/2" NPT
Drain	None	1/4" NPT	Manual	None	1/4" NPT	Manual
Maximum Pressure, Bar	10	10	10	10	10	10
Maximum Temperature, °C	50	50	50	50	50	50
<b>Materials of Construction (1)</b>						
Head, Bowl & Internals	PA	PA	PA	PA	PA	PA
Seals (2)	Viton	Viton	Viton	Viton	Viton	Viton
Filter Element Code (3)	25.178.□	25.178.□	25.178.□	25.178.□	25.178.□	25.178.□
Adsorber Cartridge Code (4)	25.178.AT□	25.178.AT□	25.178.AT□	25.178.AT□	25.178.AT□	25.178.AT□
<b>Principal Dimensions in mm</b>						
Diameter	65	65	65	65	65	65
Height	246	246	258	246	246	258
Volume, cc	310	310	310	310	310	310
Weight, kg	0.25	0.25	0.25	0.25	0.25	0.25
<b>Accessories</b>						
Mounting Bracket	MB.SS21	MB.SS21	MB.SS21	MB.SS21	MB.SS21	MB.SS21

#### Notes

(1) Material abbreviations, PA = Polyamide

(2) Add suffix for other seal types, Chemraz = .C, Nitrile = N, Kalrez = K, EPDM = .E, Silicone = .S, (e.g. NN213.221.E)

(3) Replace the □ with the grade required, e.g. 25.178.5CK, 25.178.T20


(4) Replace the □ with the type required, e.g. 25.178.AT01

**Materials** Polypropylene  
**Pressure** 7 Bar  
**Ports** 1/8" or 1/4"  
**Element** 12.32.□

PP111 series filter housings are constructed entirely from polypropylene. They are supplied with 1/8" or 1/4" ports and have a range of drain options.

These housings are specified where a good chemical resistance is required.

Standard housings have NPT ports and a Viton seal. Other seal types are available as an option. BSPT and BSPP port types are also available.



## Technical Specifications

Housing Model	PP111.101	PP111.111	PP111.161	PP111.201	PP111.211	PP111.261
Port Size	1/8" NPT	1/8" NPT	1/8" NPT	1/4" NPT	1/4" NPT	1/4" NPT
Drain	None	1/8" NPT	Manual	None	1/8" NPT	Manual
Maximum Pressure, Bar	7	7	7	7	7	7
Maximum Temperature, °C	50	50	50	50	50	50
<b>Materials of Construction (1)</b>						
Head, Bowl & Internals	PP	PP	PP	PP	PP	PP
Seals (2)	Viton	Viton	Viton	Viton	Viton	Viton
Filter Element Code (3)	12.32.□	12.32.□	12.32.□	12.32.□	12.32.□	12.32.□
Adsorber Cartridge Code (4)	12.32.AT□	12.32.AT□	12.32.AT□	12.32.AT□	12.32.AT□	12.32.AT□
<b>Principal Dimensions in mm</b>						
Diameter	45	45	45	45	45	45
Height	96.5	96.5	111	96.5	96.5	111
Volume, cc	45	45	45	45	45	45
Weight, kg	0.04	0.04	0.04	0.04	0.04	0.04
<b>Accessories</b>						
Mounting Bracket	MB.SS11	MB.SS11	MB.SS11	MB.SS11	MB.SS11	MB.SS11

### Notes

(1) Material abbreviations, PP = Polypropylene

(2) Add suffix for other seal types, Chemraz = .C, Nitrile = N, Kalrez = K, EPDM = .E, Silicone = .S, (e.g. PP111.221.E)

(3) Replace the □ with the grade required, e.g. 12.32.5CK, 12.57.T20


(4) Replace the □ with the type required, e.g. 12.57.AT01

**Materials** Polypropylene  
**Pressure** 7 Bar  
**Ports** 1/8" or 1/4"  
**Element** 12.57.□

PP121 series filter housings are constructed entirely from polypropylene. They are supplied with 1/8" or 1/4" ports and have a range of drain options.

These housings are specified where a good chemical resistance is required.

Standard housings have NPT ports and a Viton seal. Other seal types are available as an option. BSPT and BSPP port types are also available.



## Technical Specifications

Housing Model	PP121.101	PP121.111	PP121.161	PP121.201	PP121.211	PP121.261
Port Size	1/8" NPT	1/8" NPT	1/8" NPT	1/4" NPT	1/4" NPT	1/4" NPT
Drain	None	1/8" NPT	Manual	None	1/8" NPT	Manual
Maximum Pressure, Bar	7	7	7	7	7	7
Maximum Temperature, °C	50	50	50	50	50	50
<b>Materials of Construction (1)</b>						
Head, Bowl & Internals	PP	PP	PP	PP	PP	PP
Seals (2)	Viton	Viton	Viton	Viton	Viton	Viton
Filter Element Code (3)	12.57.□	12.57.□	12.57.□	12.57.□	12.57.□	12.57.□
Adsorber Cartridge Code (4)	12.57.AT□	12.57.AT□	12.57.AT□	12.57.AT□	12.57.AT□	12.57.AT□
<b>Principal Dimensions in mm</b>						
Diameter	45	45	45	45	45	45
Height	113	113	127	113	113	127
Volume, cc	55	55	55	55	55	55
Weight, kg	0.05	0.05	0.05	0.05	0.05	0.05
<b>Accessories</b>						
Mounting Bracket	MB.SS11	MB.SS11	MB.SS11	MB.SS11	MB.SS11	MB.SS11

### Notes

(1) Material abbreviations, PP = Polypropylene

(2) Add suffix for other seal types, Chemraz = .C, Nitrile = N, Kalrez = K, EPDM = .E, Silicone = .S, (e.g. PP121.221.E)

(3) Replace the □ with the grade required, e.g. 12.57.5CK, 12.57.T20

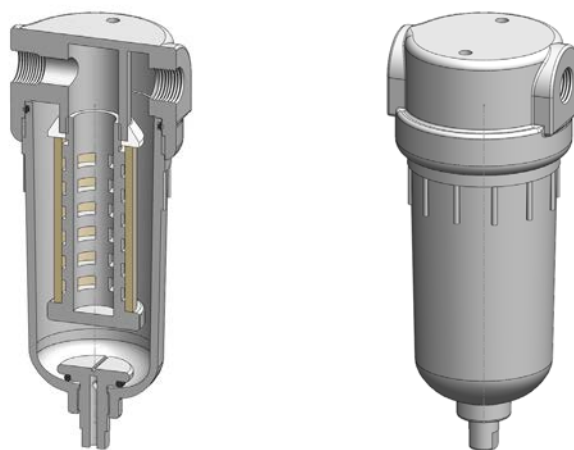
(4) Replace the □ with the type required, e.g. 12.57.AT01

<b>Materials</b>	<b>Polypropylene</b>
<b>Pressure</b>	<b>7 Bar</b>
<b>Ports</b>	<b>1/4" or 1/2"</b>
<b>Element</b>	<b>25.64.□</b>

PP211 series filter housings are constructed entirely from polypropylene. They are supplied with 1/4" or 1/2" ports and have a range of drain options.

These housings are specified where a good chemical resistance is required.

Standard housings have NPT ports and a Viton seal. Other seal types are available as an option. BSPT and BSPP port types are also available.



## Technical Specifications

Housing Model	PP211.201	PP211.221	PP211.261	PP211.401	PP211.421	PP211.461
Port Size	1/4" NPT	1/4" NPT	1/4" NPT	1/2" NPT	1/2" NPT	1/2" NPT
Drain	None	1/4" NPT	Manual	None	1/4" NPT	Manual
Maximum Pressure, Bar	7	7	7	7	7	7
Maximum Temperature, °C	50	50	50	50	50	50
<b>Materials of Construction (1)</b>						
Head, Bowl & Internals	PP	PP	PP	PP	PP	PP
Seals (2)	Viton	Viton	Viton	Viton	Viton	Viton
Filter Element Code (3)	25.64.□	25.64.□	25.64.□	25.64.□	25.64.□	25.64.□
Adsorber Cartridge Code (4)	25.64.AT□	25.64.AT□	25.64.AT□	25.64.AT□	25.64.AT□	25.64.AT□
<b>Principal Dimensions in mm</b>						
Diameter	65	65	65	65	65	65
Height	147	147	159	147	147	159
Volume, cc	145	145	145	145	145	145
Weight, kg	0.2	0.2	0.2	0.2	0.2	0.2
<b>Accessories</b>						
Mounting Bracket	MB.SS21	MB.SS21	MB.SS21	MB.SS21	MB.SS21	MB.SS21

### Notes

(1) Material abbreviations, PP = Polypropylene

(2) Add suffix for other seal types, Chemraz = .C, Nitrile = N, Kalrez = .K, EPDM = .E, Silicone = .S, (e.g. PP211.221.E)

(3) Replace the □ with the grade required, e.g. 25.64.5CK, 25.64.T20

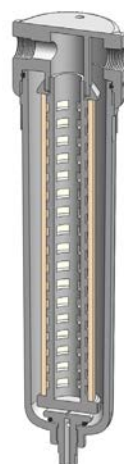
(4) Replace the □ with the type required, e.g. 25.64.AT01

**Materials** Polypropylene  
**Pressure** 7 Bar  
**Ports** 1/4" or 1/2"  
**Element** 25.178.□

PP231 series filter housings are constructed entirely from polypropylene. They are supplied with 1/8" or 1/4" ports and have a range of drain options.

These housings are specified where a good chemical resistance is required.

Standard housings have NPT ports and a Viton seal. Other seal types are available as an option. BSPT and BSPP port types are also available.



## Technical Specifications

Housing Model	PP231.201	PP231.221	PP231.261	PP231.401	PP231.421	PP231.461
Port Size	1/4" NPT	1/4" NPT	1/4" NPT	1/2" NPT	1/2" NPT	1/2" NPT
Drain	None	1/4" NPT	Manual	None	1/4" NPT	Manual
Maximum Pressure, Bar	7	7	7	7	7	7
Maximum Temperature, °C	50	50	50	50	50	50
<b>Materials of Construction (1)</b>						
Head, Bowl & Internals	PP	PP	PP	PP	PP	PP
Seals (2)	Viton	Viton	Viton	Viton	Viton	Viton
Filter Element Code (3)	25.178.□	25.178.□	25.178.□	25.178.□	25.178.□	25.178.□
Adsorber Cartridge Code (4)	25.178.AT□	25.178.AT□	25.178.AT□	25.178.AT□	25.178.AT□	25.178.AT□
<b>Principal Dimensions in mm</b>						
Diameter	65	65	65	65	65	65
Height	246	246	258	246	246	258
Volume, cc	310	310	310	310	310	310
Weight, kg	0.25	0.25	0.25	0.25	0.25	0.25
<b>Accessories</b>						
Mounting Bracket	MB.SS21	MB.SS21	MB.SS21	MB.SS21	MB.SS21	MB.SS21

### Notes

(1) Material abbreviations, PP = Polypropylene

(2) Add suffix for other seal types, Chemraz = .C, Nitrile = N, Kalrez = .K, EPDM = .E, Silicone = .S, (e.g. PP231.221.E)

(3) Replace the □ with the grade required, e.g. 25.178.5CK, 25.178.T20


(4) Replace the □ with the type required, e.g. 25.178.AT01

**Materials** PVDF  
**Pressure** 7 Bar  
**Ports** 1/8" or 1/4"  
**Element** 12.57.□

KK121 series filter housings are constructed entirely from PVDF. They are supplied with 1/8" or 1/4" ports and have a range of drain options.

These housings are specified where a good chemical resistance is required.

Standard housings have NPT ports and a Viton seal. Other seal types are available as an option. BSPT and BSPP port types are also available.



## Technical Specifications

Housing Model	KK121.101	KK121.111	KK121.161	KK121.201	KK121.211	KK121.261
Port Size	1/8" NPT	1/8" NPT	1/8" NPT	1/4" NPT	1/4" NPT	1/4" NPT
Drain	None	1/8" NPT	Manual	None	1/8" NPT	Manual
Maximum Pressure, Bar	7	7	7	7	7	7
Maximum Temperature, °C	120	120	120	120	120	120
<b>Materials of Construction (1)</b>						
Head, Bowl & Internals	PVDF	PVDF	PVDF	PVDF	PVDF	PVDF
Seals (2)	Viton	Viton	Viton	Viton	Viton	Viton
Filter Element Code (3)	12.57.□	12.57.□	12.57.□	12.57.□	12.57.□	12.57.□
Adsorber Cartridge Code (4)	12.57.AT□	12.57.AT□	12.57.AT□	12.57.AT□	12.57.AT□	12.57.AT□
<b>Principal Dimensions in mm</b>						
Diameter	45	45	45	45	45	45
Height	113	113	127	113	113	127
Volume, cc	55	55	55	55	55	55
Weight, kg	0.06	0.06	0.06	0.06	0.06	0.06
<b>Accessories</b>						
Mounting Bracket	MB.SS11	MB.SS11	MB.SS11	MB.SS11	MB.SS11	MB.SS11

### Notes

(1) Material abbreviations, PVDF = Polyvinylidene difluoride

(2) Add suffix for other seal types, PTFE = .T, Chemraz = .C, Nitrile = N, Kalrez = .K, EPDM = .E, Silicone = .S, (e.g. KK121.221.T)

(3) Replace the □ with the grade required, e.g. 12.57.5CK, 12.57.T20

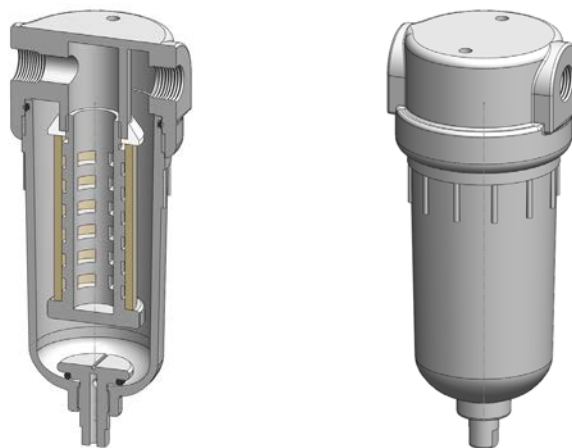
(4) Replace the □ with the type required, e.g. 12.57.AT01

**Materials**      PVDF  
**Pressure**      7 Bar  
**Ports**          1/4" or 1/2"  
**Element**        25.64.□

KK211 series filter housings are constructed entirely from PVDF. They are supplied with 1/4" or 1/2" ports and have a range of drain options.

These housings are specified where a good chemical resistance is required.

Standard housings have NPT ports and a Viton seal. Other seal types are available as an option. BSPT and BSPP port types are also available.



## Technical Specifications

Housing Model	KK211.201	KK211.221	KK211.261	KK211.401	KK211.421	KK211.461
Port Size	1/4" NPT	1/4" NPT	1/4" NPT	1/2" NPT	1/2" NPT	1/2" NPT
Drain	None	1/4" NPT	Manual	None	1/4" NPT	Manual
Maximum Pressure, Bar	7	7	7	7	7	7
Maximum Temperature, °C	120	120	120	120	120	120
<b>Materials of Construction (1)</b>						
Head, Bowl & Internals	PVDF	PVDF	PVDF	PVDF	PVDF	PVDF
Seals (2)	Viton	Viton	Viton	Viton	Viton	Viton
Filter Element Code (3)	25.64.□	25.64.□	25.64.□	25.64.□	25.64.□	25.64.□
Adsorber Cartridge Code (4)	25.64.AT□	25.64.AT□	25.64.AT□	25.64.AT□	25.64.AT□	25.64.AT□
<b>Principal Dimensions in mm</b>						
Diameter	65	65	65	65	65	65
Height	147	147	159	147	147	159
Volume, cc	145	145	145	145	145	145
Weight, kg	0.2	0.2	0.2	0.2	0.2	0.2
<b>Accessories</b>						
Mounting Bracket	MB.SS21	MB.SS21	MB.SS21	MB.SS21	MB.SS21	MB.SS21

### Notes

(1) Material abbreviations, PVDF = Polyvinylidene difluoride

(2) Add suffix for other seal types, PTFE = .T, Chemraz = .C, Nitrile = N, Kalrez = .K, EPDM = .E, Silicone = .S, (e.g. FF211.221.T)

(3) Replace the □ with the grade required, e.g. 25.64.5CK, 25.64.T20

(4) Replace the □ with the type required, e.g. 25.64.AT01

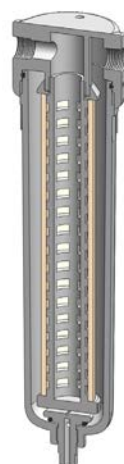


**Materials** PVDF  
**Pressure** 7 Bar  
**Ports** 1/4" or 1/2"  
**Element** 25.178.□

KK231 series filter housings are constructed entirely from PVDF. They are supplied with 1/4" or 1/2" ports and have a range of drain options.

These housings are specified where a good chemical resistance is required.

Standard housings have NPT ports and a Viton seal. Other seal types are available as an option. BSPT and BSPP port types are also available.



## Technical Specifications

Housing Model	KK231.201	KK231.221	KK231.261	KK231.401	KK231.421	KK231.461
Port Size	1/4" NPT	1/4" NPT	1/4" NPT	1/2" NPT	1/2" NPT	1/2" NPT
Drain	None	1/4" NPT	Manual	None	1/4" NPT	Manual
Maximum Pressure, Bar	7	7	7	7	7	7
Maximum Temperature, °C	120	120	120	120	120	120
<b>Materials of Construction (1)</b>						
Head, Bowl & Internals	PVDF	PVDF	PVDF	PVDF	PVDF	PVDF
Seals (2)	Viton	Viton	Viton	Viton	Viton	Viton
Filter Element Code (3)	25.178.□	25.178.□	25.178.□	25.178.□	25.178.□	25.178.□
Adsorber Cartridge Code (4)	25.178.AT□	25.178.AT□	25.178.AT□	25.178.AT□	25.178.AT□	25.178.AT□
<b>Principal Dimensions in mm</b>						
Diameter	65	65	65	65	65	65
Height	246	246	258	246	246	258
Volume, cc	310	310	310	310	310	310
Weight, kg	0.33	0.33	0.33	0.33	0.33	0.33
<b>Accessories</b>						
Mounting Bracket	MB.SS21	MB.SS21	MB.SS21	MB.SS21	MB.SS21	MB.SS21

### Notes

(1) Material abbreviations, PVDF = Polyvinylidene difluoride

(2) Add suffix for other seal types, PTFE = .T, Chemraz = .C, Nitrile = N, Kalrez = .K, EPDM = .E, Silicone = .S, (e.g. KK231.221.T)

(3) Replace the □ with the grade required, e.g. 25.178.SCK, 25.178.T20

(4) Replace the □ with the type required, e.g. 25.178.AT01



## Contact Us

**Classic Filters Ltd.**  
**Sextant Park**  
**Neptune Close**  
**Rochester**  
**Kent**  
**England**  
**ME2 4LU**

## Distributed by:



**10 Brent Drive, Hudson, MA 01749**  
**Tel: 978-568-3400**  
**Toll Free: 800-253-2497**  
**Fax: 978-568-0060**  
**sales@clarksol.com**

**T** +44 (0)1634 724224  
**F** +44 (0)1634 724234  
**E** [info@classicfilters.com](mailto:info@classicfilters.com)  
**W** [www.classicfilters.com](http://www.classicfilters.com)

## Follow Us



<http://www.linkedin.com/company/classic-filters-ltd>



<http://www.twitter.com/classicfilters>